



ARMORY

BUL CUP 2018

תחרות גביע בול 2018



DRUŻBICE
2-3.VI 2018

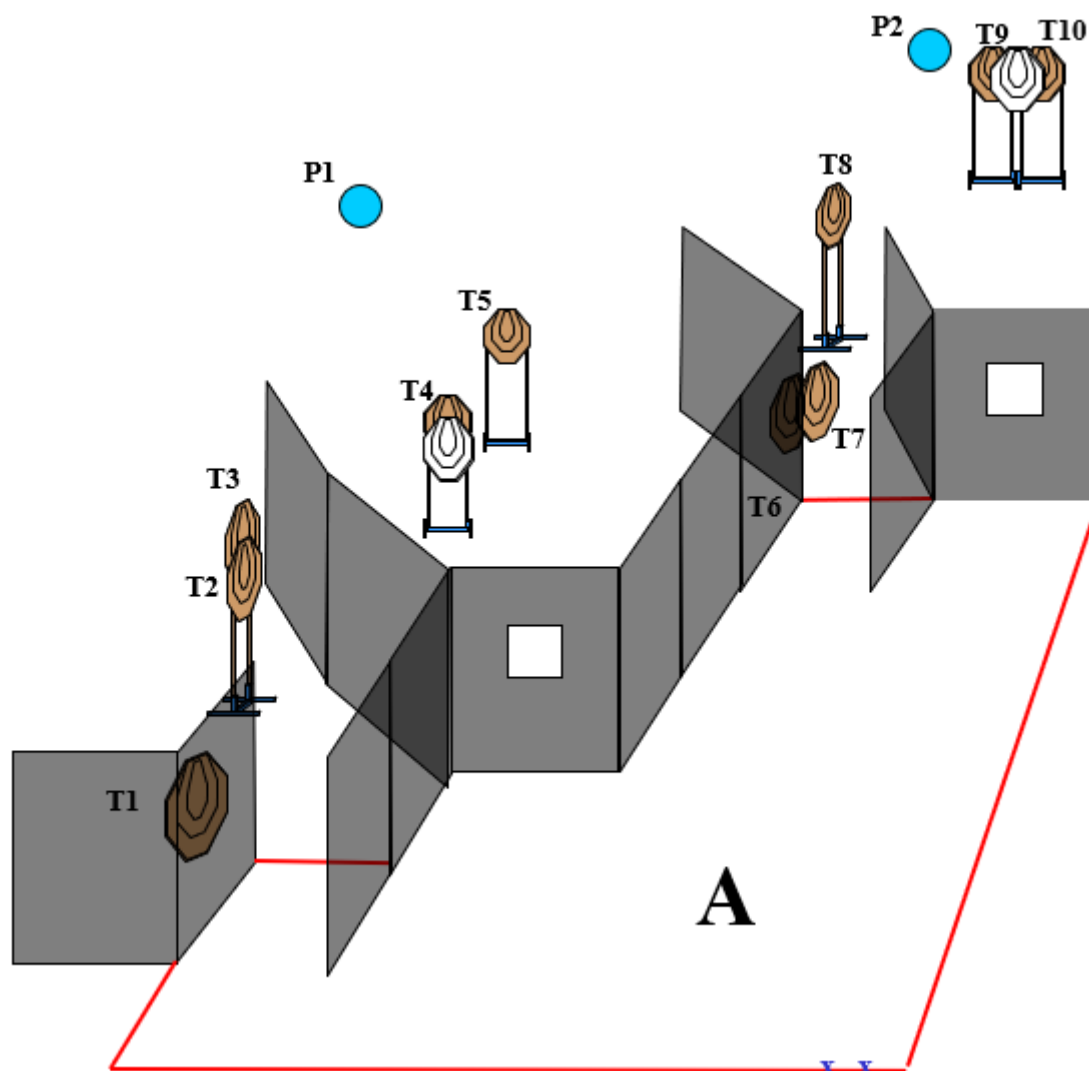




BulCup 2018

Level III

Stage 1



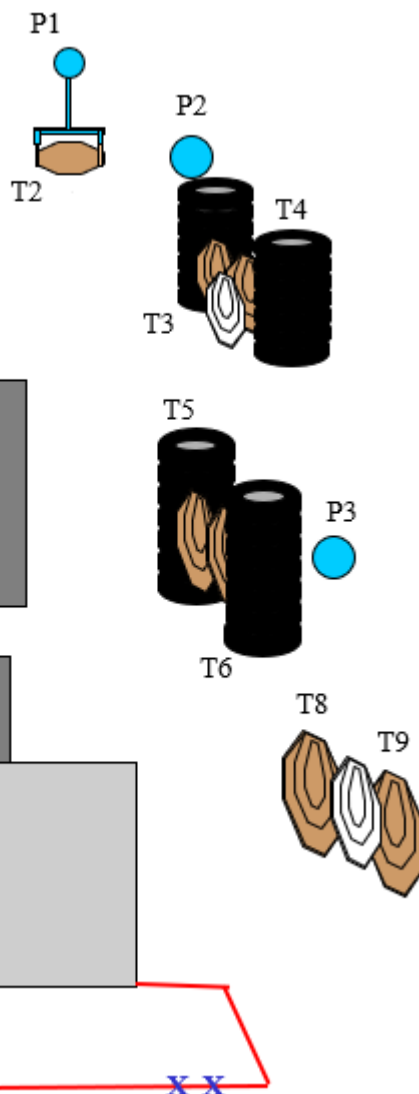
Targets	IPSC Targets	10
	IPSC Metal Plates	2
	No Shoots	2
Number of rounds to be scored	22	
Firearm Ready Condition	Loaded and holstered	
Start Position	Standing with heels against the marks as demonstrated	
Time Starts	Audible signal	
Procedure	At the start signal engage targets from within the designated area	



BulCup 2018

Level III

Stage 2



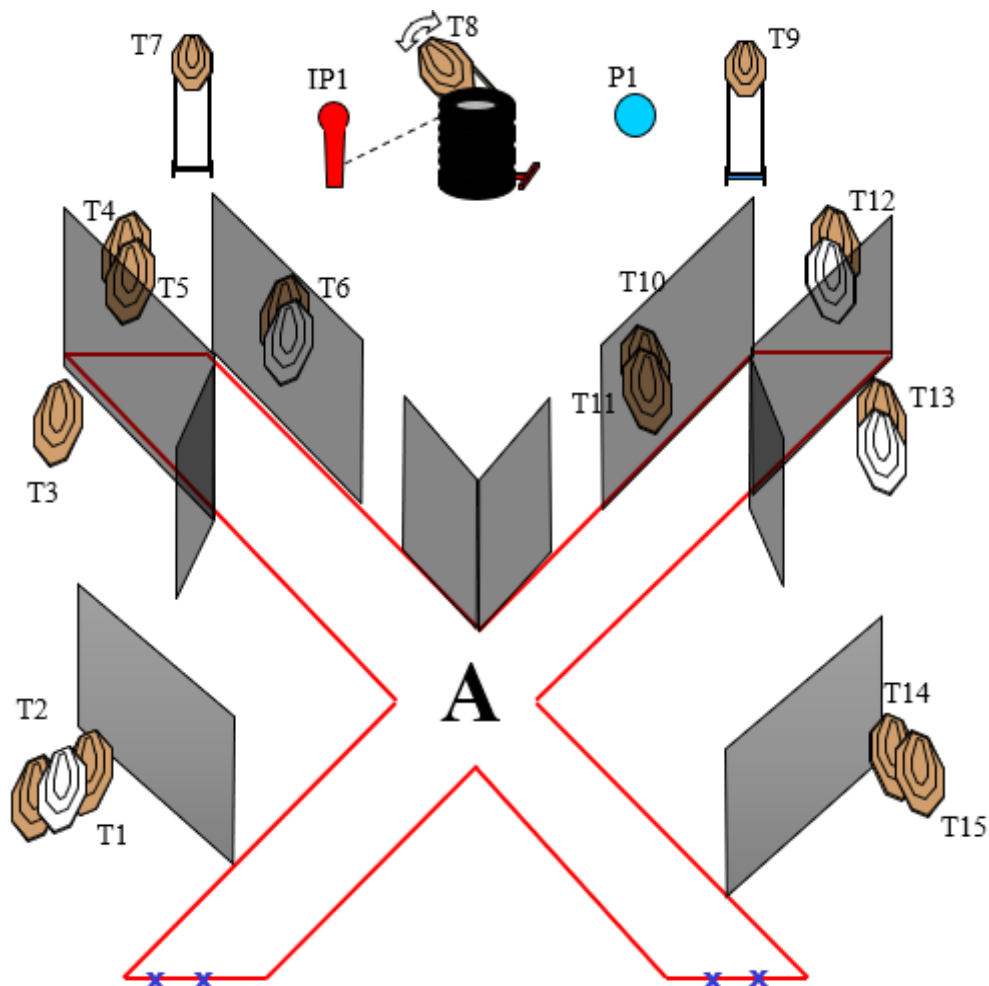
Targets	IPSC Targets	9
	IPSC Metal Plates	3
	IPSC Mini Poppers	2
	No Shoots	2
Number of rounds to be scored	23	
Firearm Ready Condition	Loaded and holstered	
Start Position	Standing with heels against the marks as demonstrated	
Time Starts	Audible signal	
Procedure	At the start signal engage targets from within the designated area. Metal Plate P1 activates target T2. T2 stays visible to the end	



BulCup 2018

Level III

Stage 3



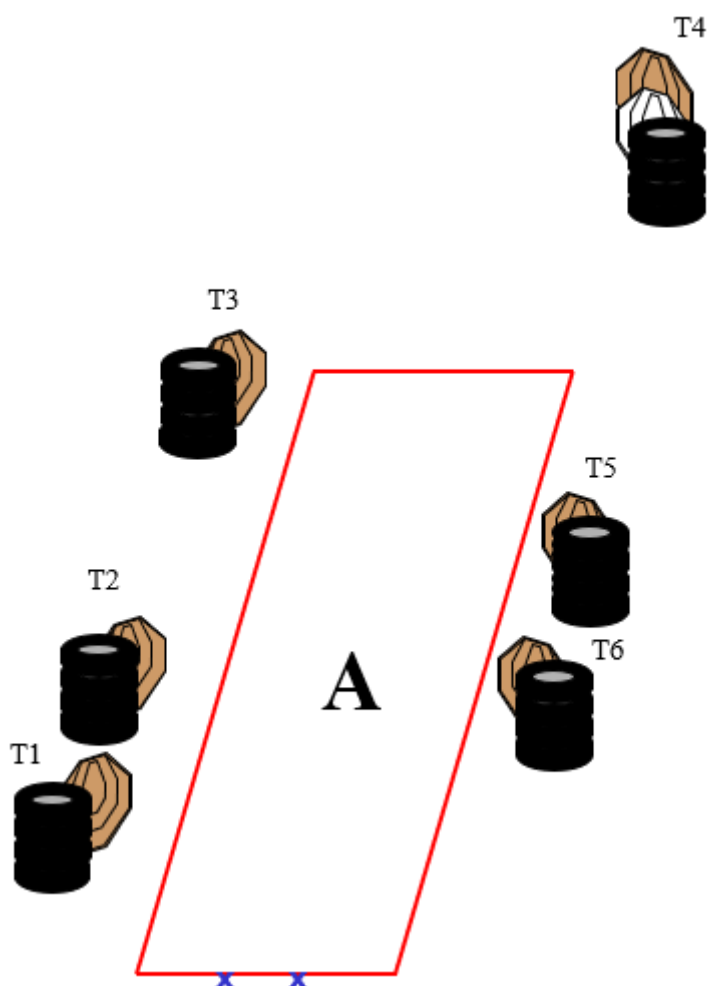
Targets	IPSC Targets	15
	IPSC Metal Plates	1
	IPSC Poppers	1
	No Shoots	4
Number of rounds to be scored	32	
Firearm Ready Condition	Loaded and holstered	
Start Position	Standing with heels against the marks as demonstrated	
Time Starts	Audible signal	
Procedure	At the start signal engage targets from within the designated area. IPSC Popper IP1 activates swinging target T8. Target T8 stays visible to the end	



BulCup 2018

Level III

Stage 4



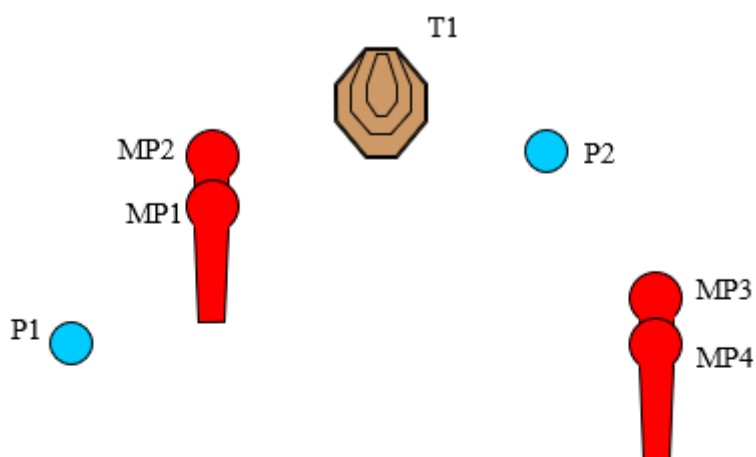
Targets	IPSC Targets	6
	No Shoots	1
Number of rounds to be scored	12	
Firearm Ready Condition	Loaded and holstered	
Start Position	Standing with heels against the marks as demonstrated	
Time Starts	Audible signal	
Procedure	At the start signal engage targets from within the designated area	



BulCup 2018

Level III

Stage 5



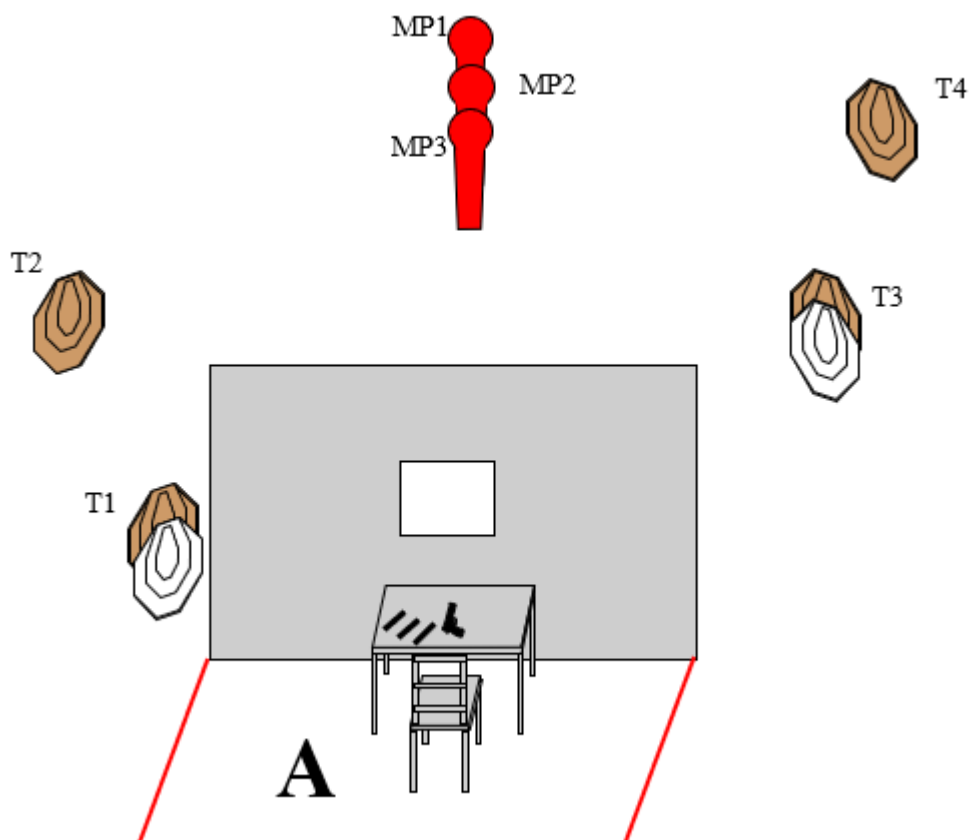
Targets	IPSC Targets	1
	IPSC Metal Plates	2
	IPSC Mini Poppers	4
Number of rounds to be scored	8	
Firearm Ready Condition	Handgun holstered, chamber and magwell empty	
Start Position	Standing within the designated area, facing uprange with both hands above the shoulders	
Time Starts	Audible signal	
Procedure	At the start signal engage targets from within the designated area	



BulCup 2018

Level III

Stage 6



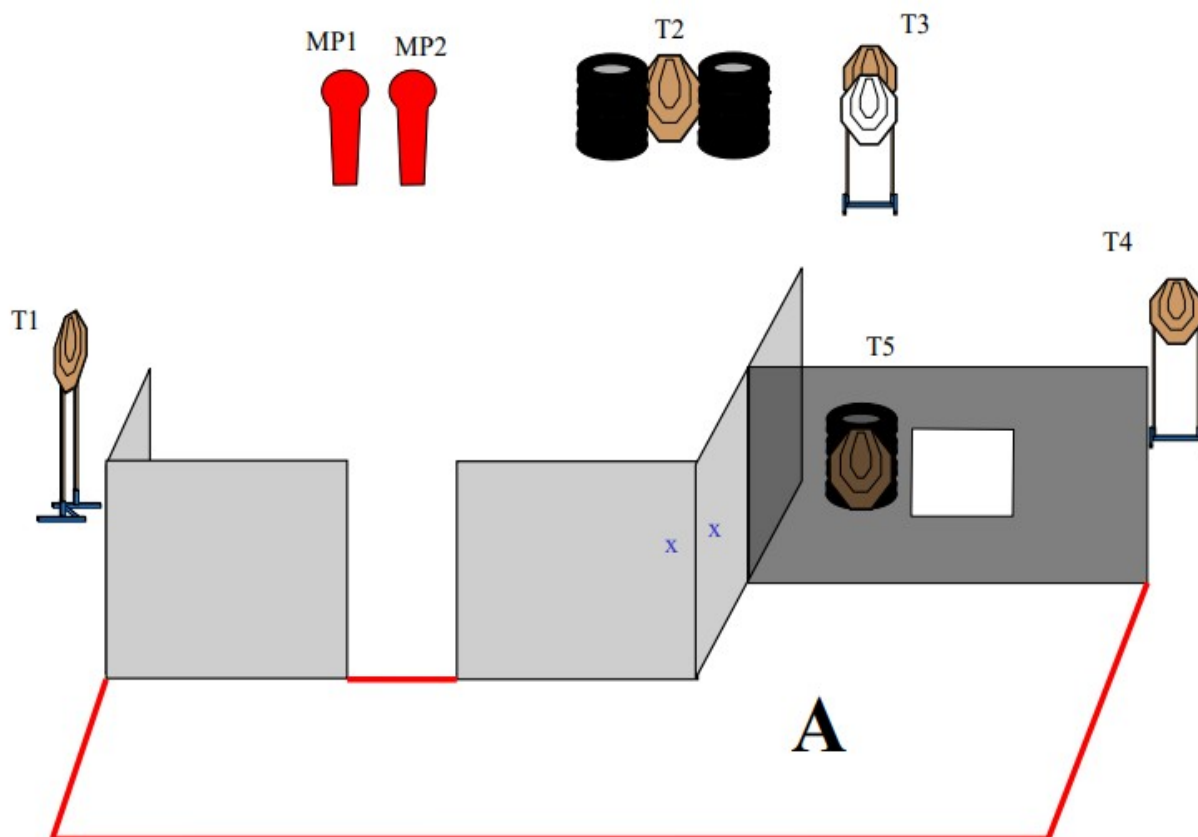
Targets	IPSC Targets	4
	IPSC Mini Poppers	3
	No Shoots	2
Number of rounds to be scored	11	
Firearm Ready Condition	Handgun is on the table on the marker, muzzle is pointed downrange, handgun with empty chamber and empty magwell. All needed magazines are on the table	
Start Position	Sitting on the chair, facing downrange, both hands are on laps	
Time Starts	Audible signal	
Procedure	At the start signal engage targets from within the designated area	



BulCup 2018

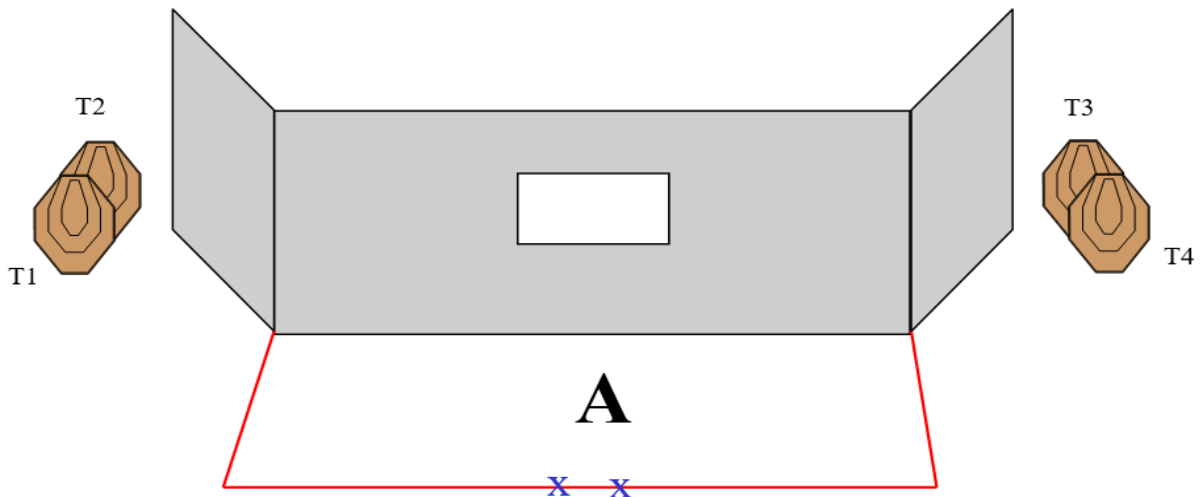
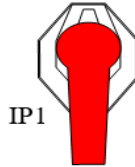
Level III

Stage 7



Targets	IPSC Targets	5
	IPSC Mini Poppers	2
	No Shoots	1
Number of rounds to be scored	12	
Firearm Ready Condition	Loaded and holstered	
Start Position	Standing within the designated area, facing downrange, with both hands touching markers	
Time Starts	Audible signal	
Procedure	At the start signal engage targets from within the designated area	

	BulCup 2018 Level III Stage 8	
--	--	--



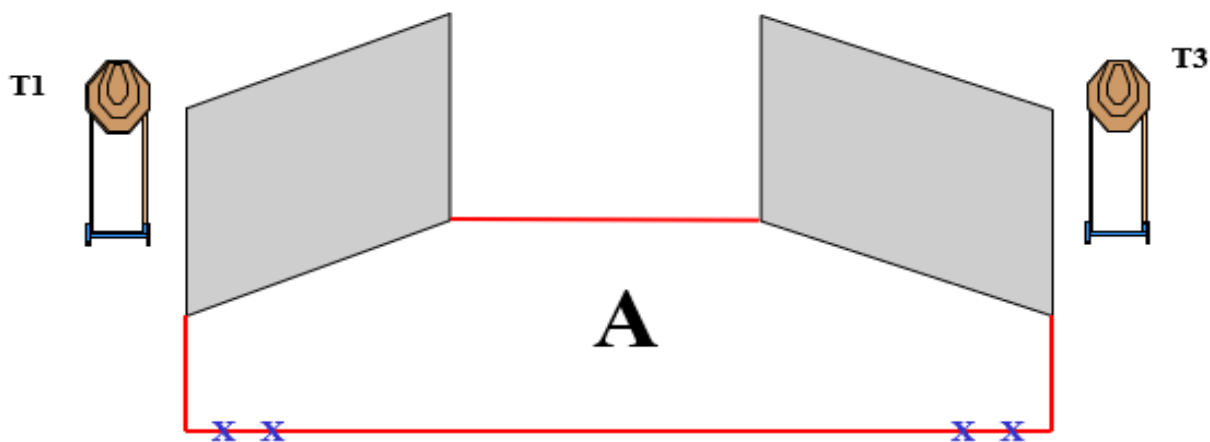
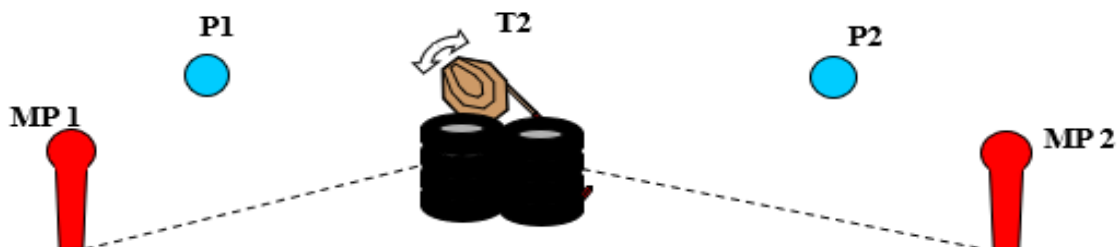
Targets	IPSC Targets	4
	IPSC Poppers	1
	IPSC Plates	2
	No Shoots	1
Number of rounds to be scored	11	
Firearm Ready Condition	Loaded and holstered	
Start Position	Standing with heels against the marks as demonstrated	
Time Starts	Audible signal	
Procedure	At the start signal engage targets from within the designated area.	



BulCup 2018

Level III

Stage 9



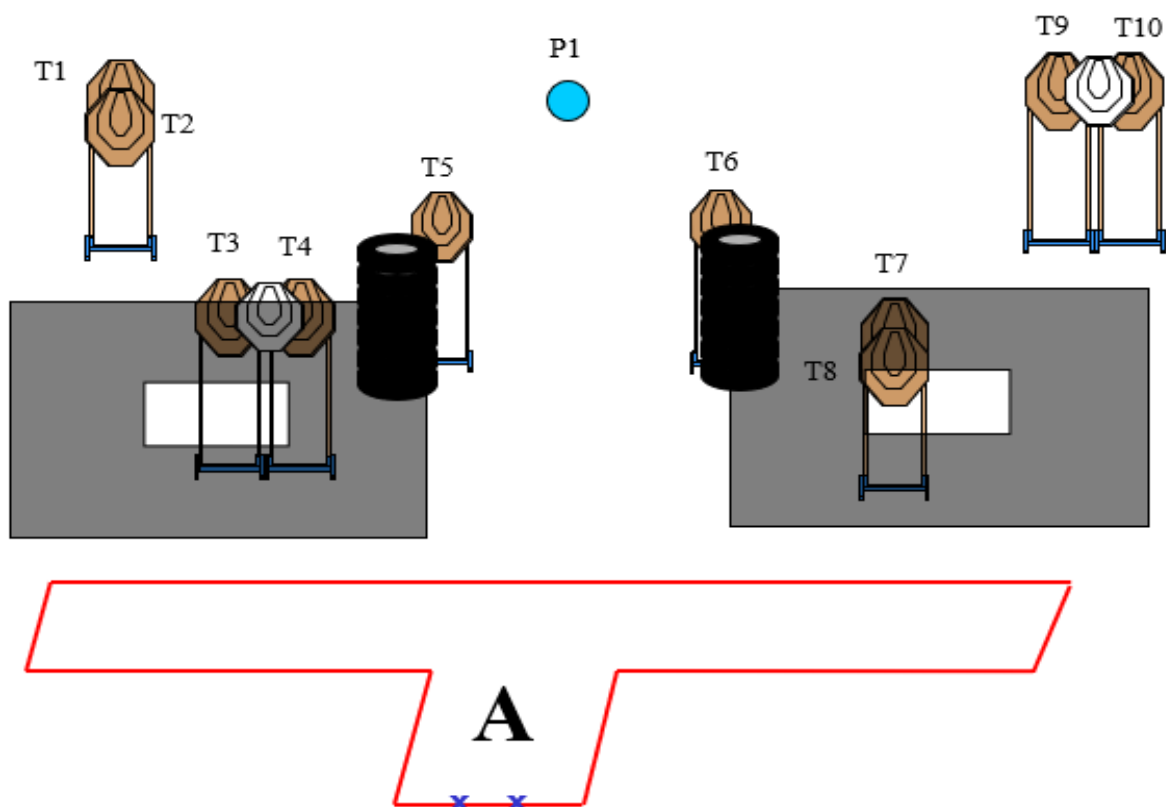
Targets	IPSC Targets	3
	IPSC Mini Poppers	2
	IPSC Metal Plates	2
Number of rounds to be scored	10	
Firearm Ready Condition	Loaded and holstered	
Start Position	Standing with heels against the marks as demonstrated	
Time Starts	Audible signal	
Procedure	At the start signal engage targets from within the designated area. Mini Poppers MP1 or MP2 activate swinging target T2. Target T2 stays visible to the end	



BulCup 2018

Level III

Stage 10



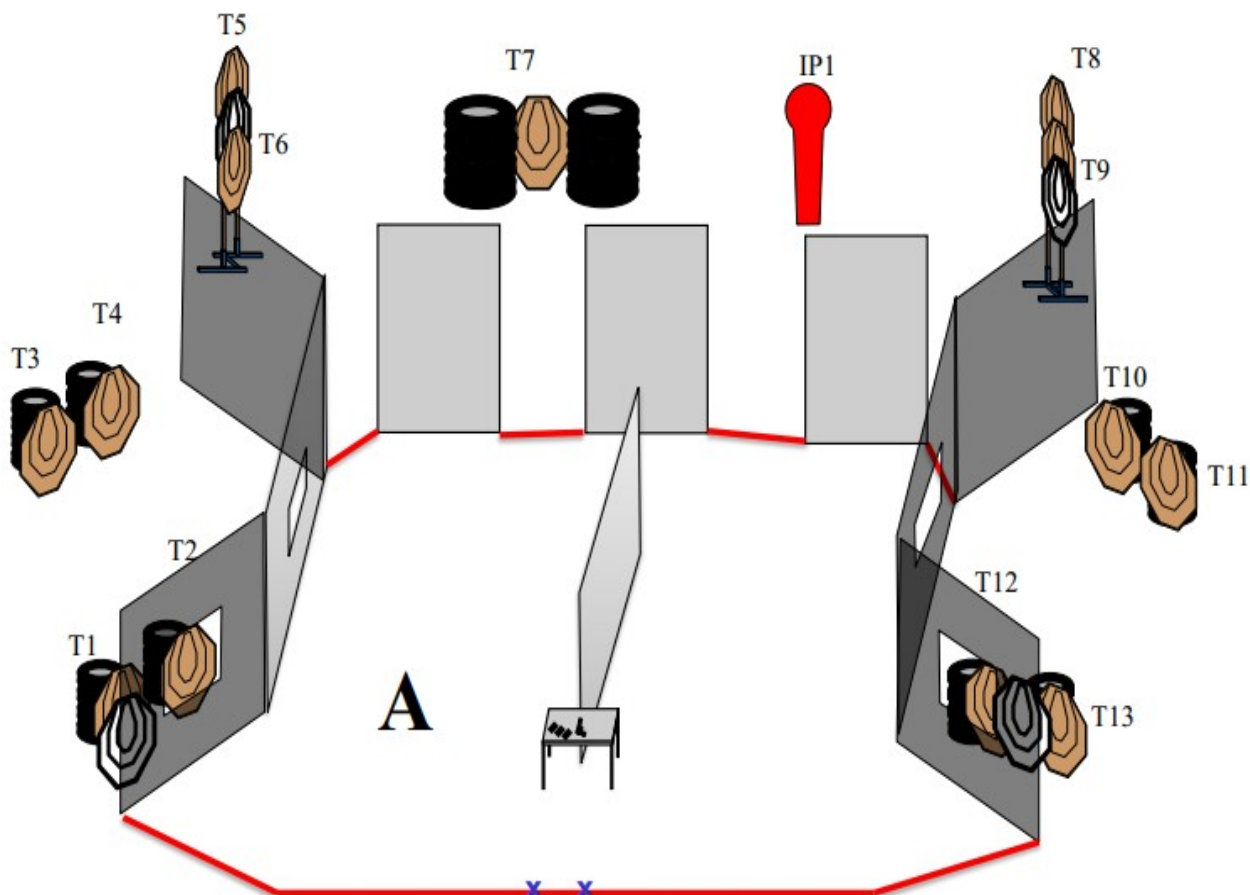
Targets	IPSC Targets	10
	IPSC Metal Plate	1
	No Shoots	2
Number of rounds to be scored	21	
Firearm Ready Condition	Loaded and holstered	
Start Position	Standing with heels against the marks as demonstrated	
Time Starts	Audible signal	
Procedure	At the start signal engage targets from within the designated area	



BulCup 2018

Level III

Stage 11



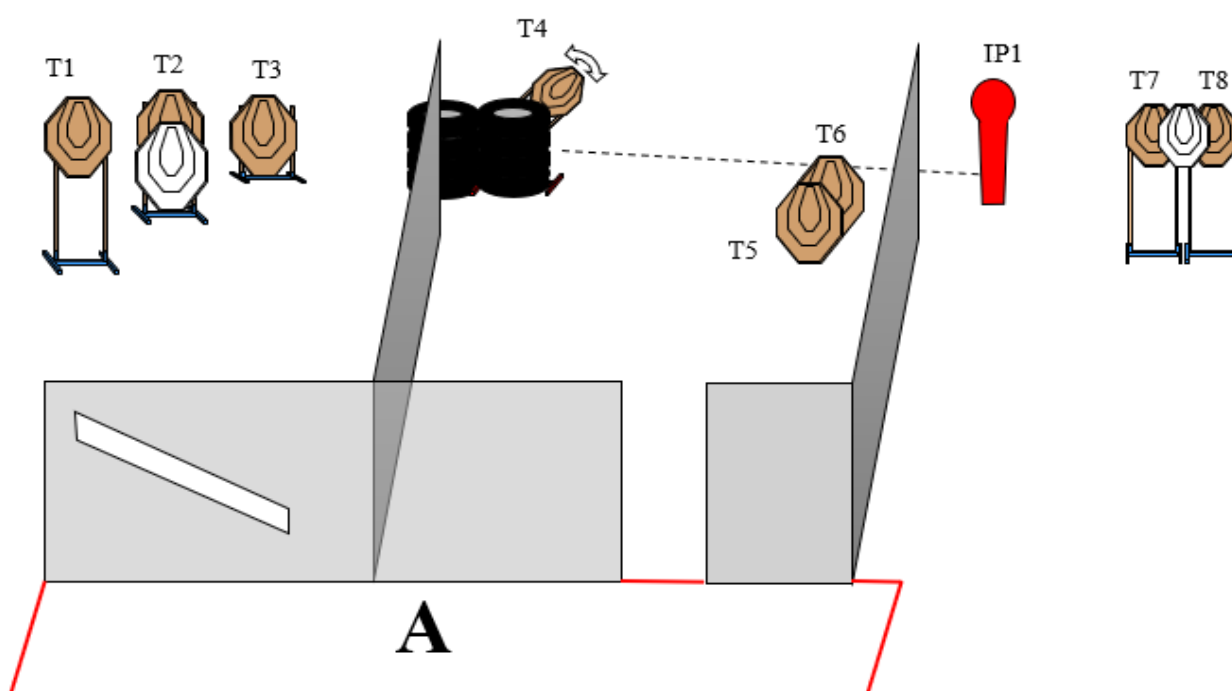
Targets	IPSC Targets	13
	IPSC Poppers	1
	No Shoots	4
Number of rounds to be scored	27	
Firearm Ready Condition	Handgun is on the table on the marker, muzzle is pointed downrange, handgun with empty chamber and empty magwell. All needed magazines are on the table	
Start Position	Standing with heels against the marks as demonstrated	
Time Starts	Audible signal	
Procedure	At the start signal engage targets from within the designated area	



BulCup 2018

Level III

Stage 12



Targets	IPSC Targets	8
	IPSC Poppers	1
	No Shoots	2
Number of rounds to be scored	17	
Firearm Ready Condition	Loaded and holstered	
Start Position	Standing within the designated area	
Time Starts	Audible signal	
Procedure	At the start signal engage targets from within the designated area. IPSC Popper IP1 activates swinging target T4. Target T4 stays visible to the end	