

# **INCORSA** **2021** *Cup*



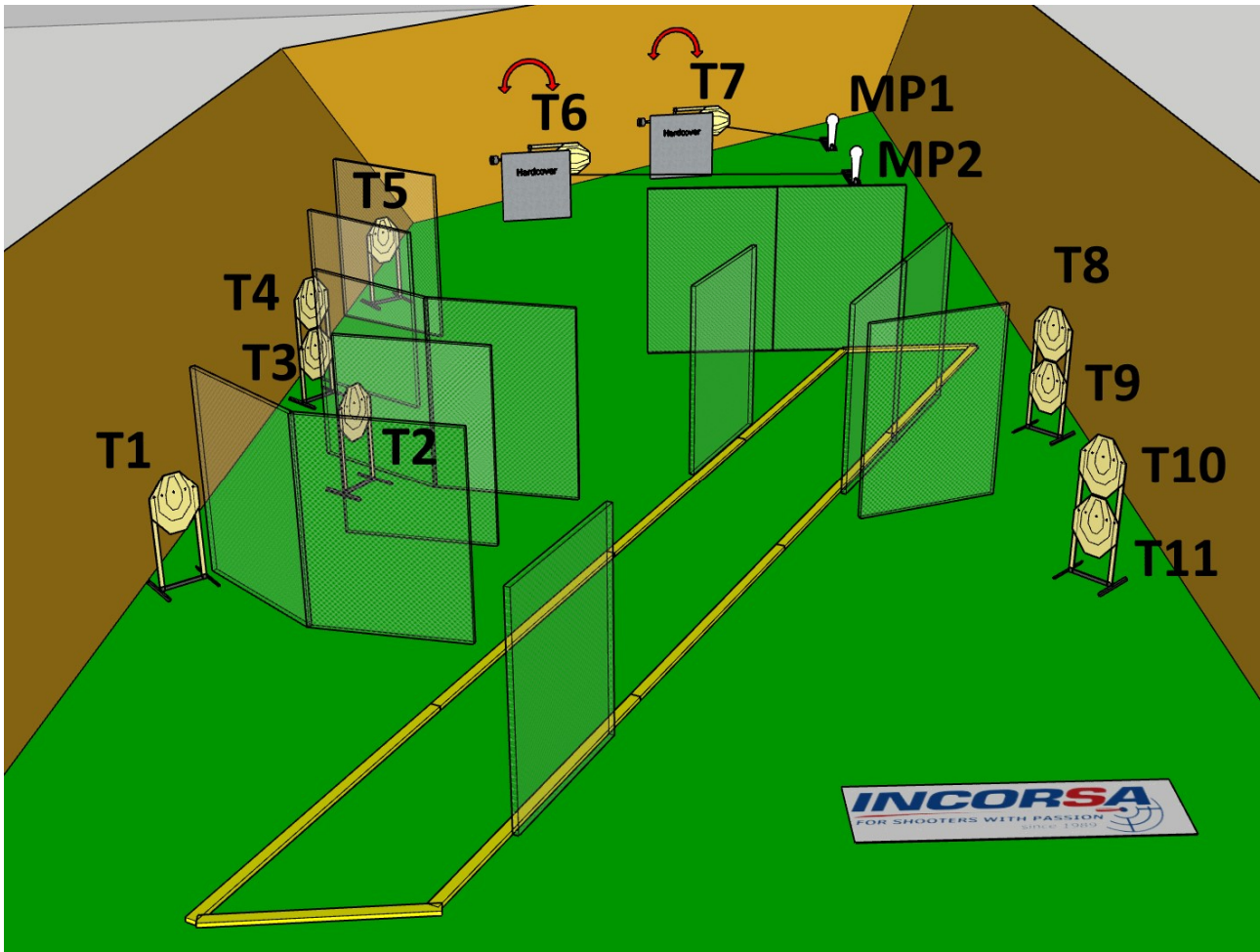
5-6 VI 2021

Gierałowice  
Target Alfa Silesia Shooting Range



# Incorsa Cup 2021

## Stage 1

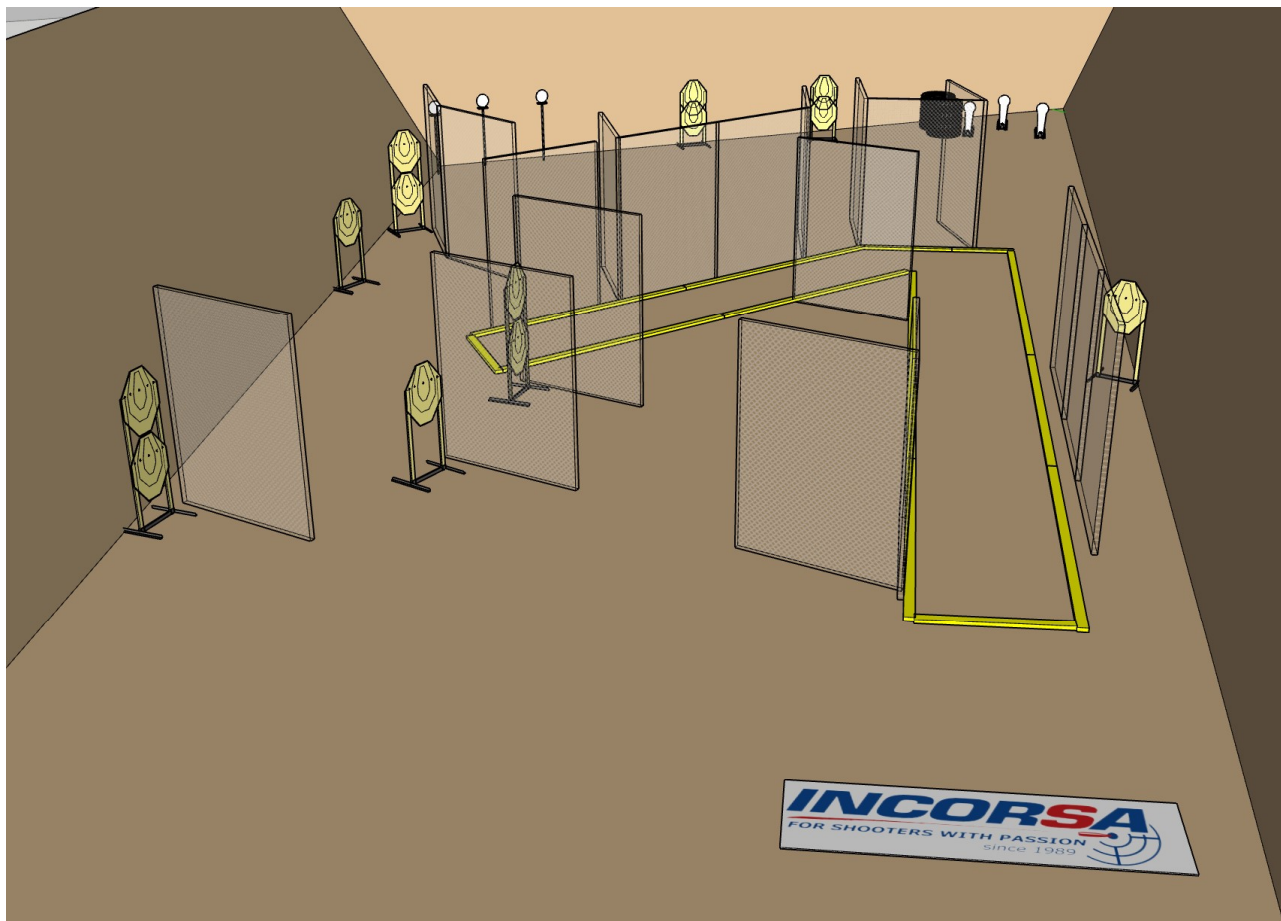


Targets	IPSC Targets	11
	IPSC Mini Poppers	2
Minimum number of rounds	24	
Firearm Ready Condition	Loaded ( <b>Option 1</b> ): magazine filled and fitted (if applicable), chamber loaded, hammer and/or sear cocked and safety catch applied (if the firearm is designed to have one)	
Start Position	Standing within the designated area as demonstrated	
Time Starts	Audible signal	
Procedure	At the start signal engage targets. Mini Popper MP1 activates target T7. Target T7 stays visible to the end. Mini Popper MP2 activates target T6. Target T6 stays visible to the end.	



# Incorsa Cup 2021

## Stage 2

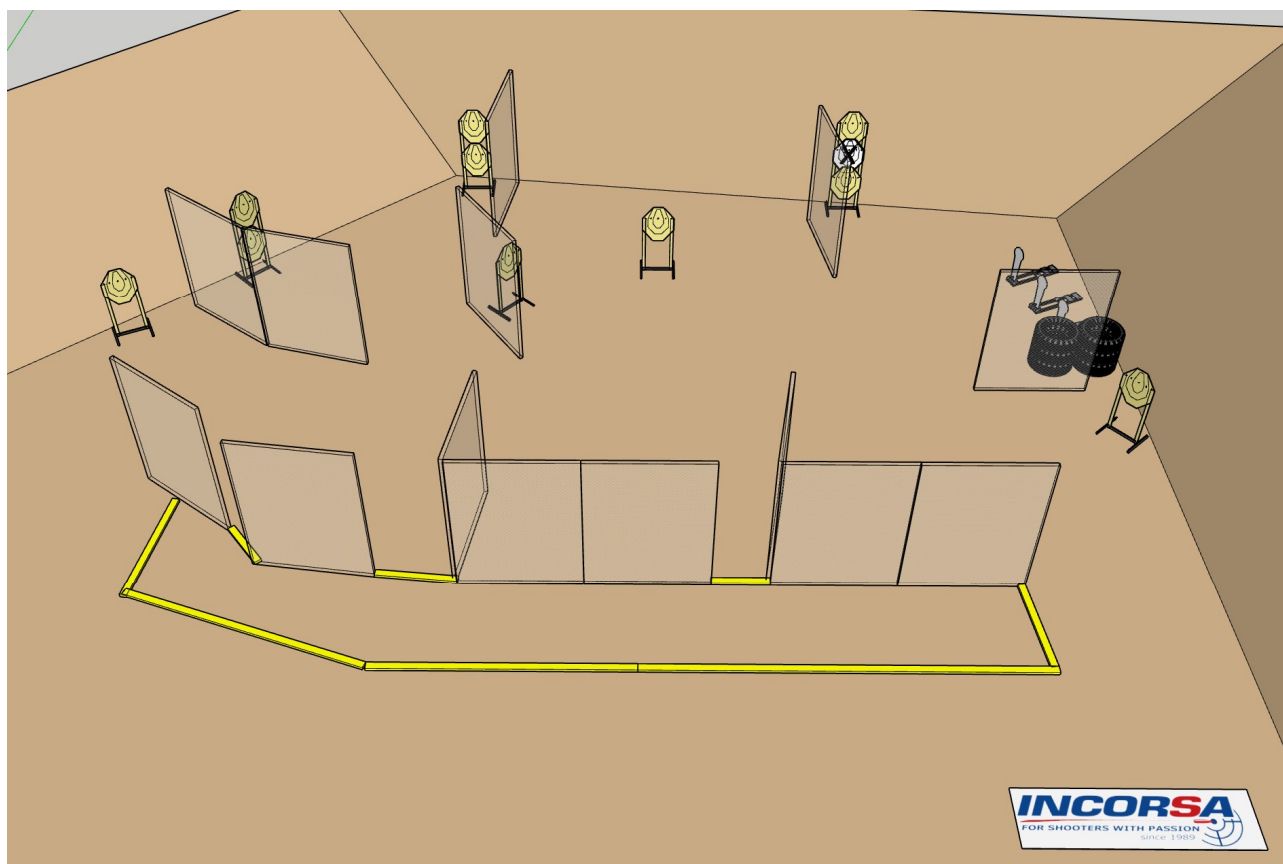


Targets	IPSC Targets	13
	IPSC Mini Poppers	3
	IPSC Metal Plates	3
Minimum number of rounds	32	
Firearm Ready Condition	Loaded ( <b>Option 1</b> ): magazine filled and fitted (if applicable), chamber loaded, hammer and/or sear cocked and safety catch applied (if the firearm is designed to have one)	
Start Position	Standing within the designated area as demonstrated	
Time Starts	Audible signal	
Procedure	At the start signal engage targets.	



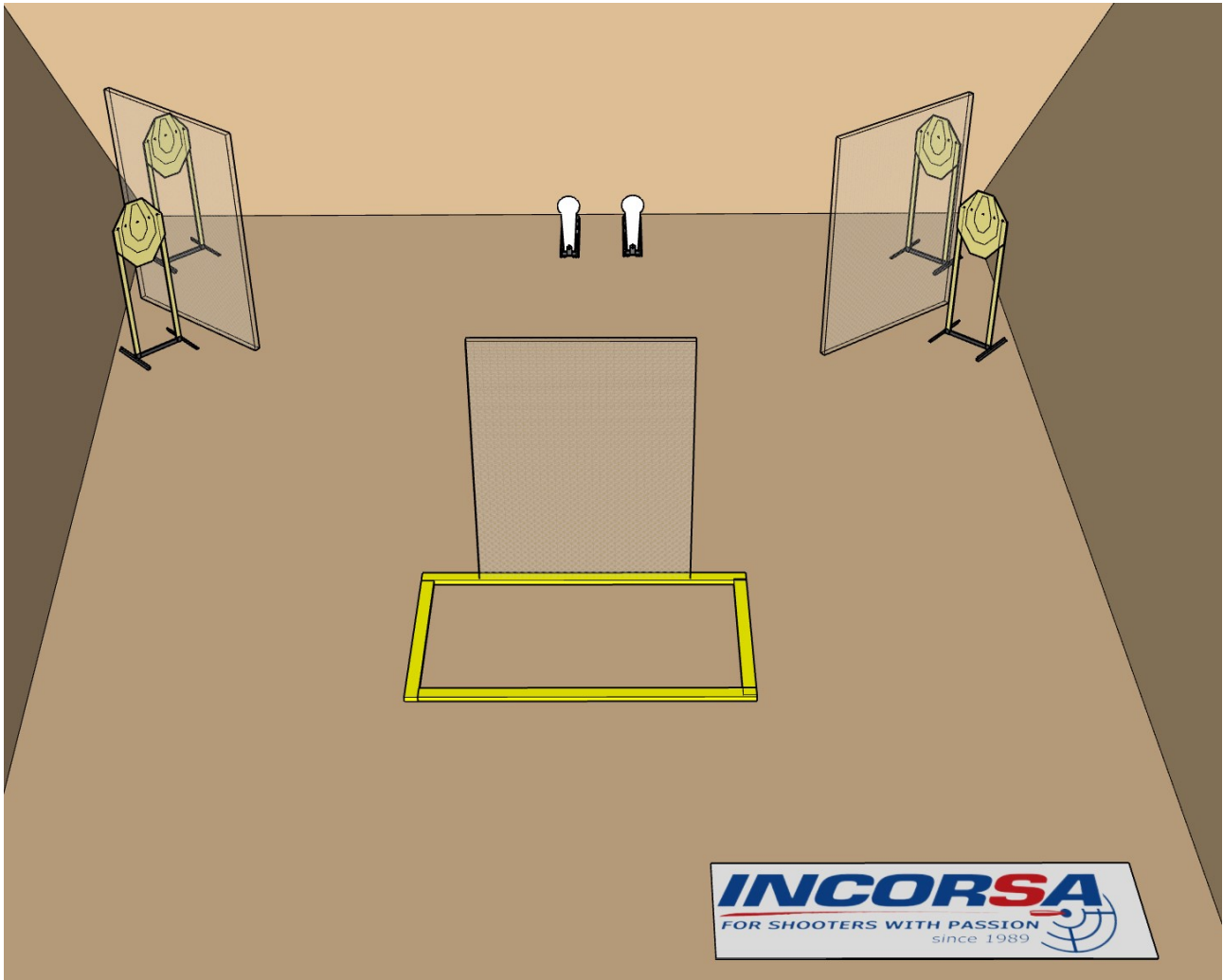
# Incorsa Cup 2021

## Stage 3

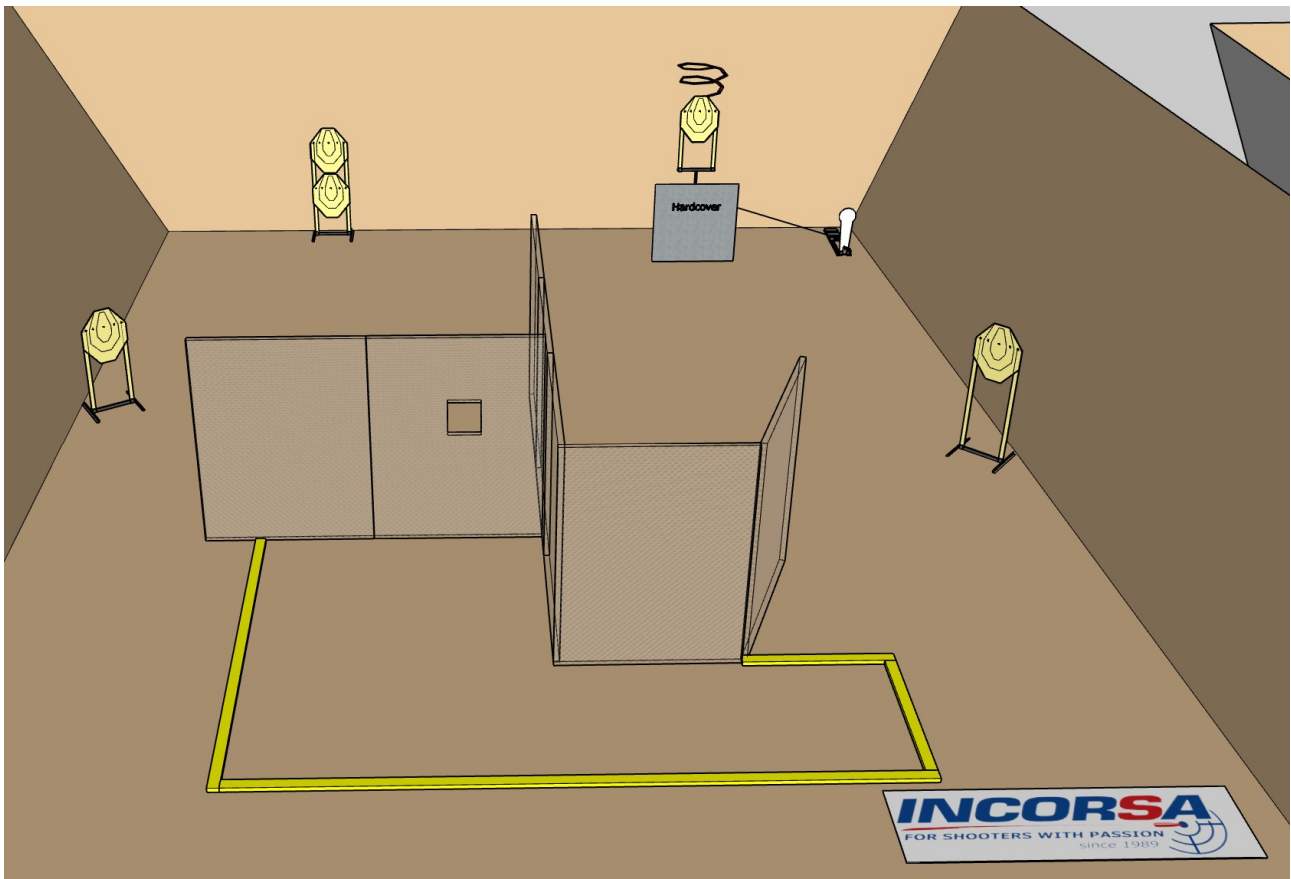


Targets	IPSC Targets	10
	IPSC Mini Poppers	3
	No Shoots	1
Minimum number of rounds	23	
Firearm Ready Condition	Loaded ( <b>Option 1</b> ): magazine filled and fitted (if applicable), chamber loaded, hammer and/or sear cocked and safety catch applied (if the firearm is designed to have one)	
Start Position	Standing within the designated area as demonstrated	
Time Starts	Audible signal	
Procedure	At the start signal engage targets.	

	<h1>Incorsa Cup 2021</h1> <h2>Stage 4</h2>	
---	--	---



Targets	IPSC Targets	4
	IPSC Mini Poppers	2
Minimum number of rounds	10	
Firearm Ready Condition	Loaded ( <b>Option 1</b> ): magazine filled and fitted (if applicable), chamber loaded, hammer and/or sear cocked and safety catch applied (if the firearm is designed to have one)	
Start Position	Standing within the designated area as demonstrated	
Time Starts	Audible signal	
Procedure	At the start signal engage targets	




Targets	IPSC Targets	5
	IPSC Mini Poppers	1
Minimum number of rounds	11	
Firearm Ready Condition	Loaded ( <b>Option 1</b> ): magazine filled and fitted (if applicable), chamber loaded, hammer and/or sear cocked and safety catch applied (if the firearm is designed to have one)	
Start Position	Standing within the designated area as demonstrated	
Time Starts	Audible signal	
Procedure	At the start signal engage targets. Mini popper activates moving target. Target hides at the rest.	



# Incorsa Cup 2021

## Stage 6

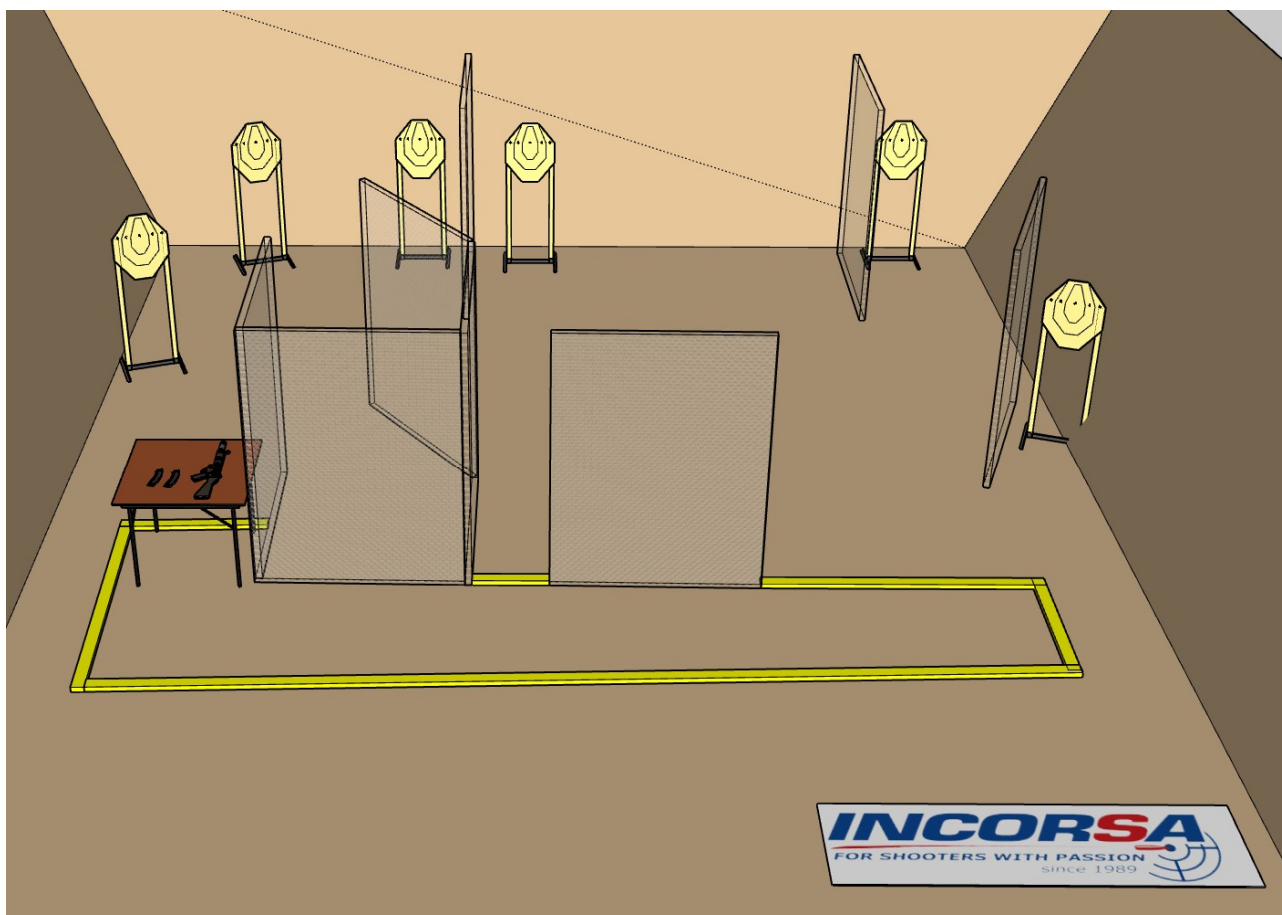


Targets	IPSC Targets	6
Minimum number of rounds	12	
Firearm Ready Condition	Loaded ( <b>Option 1</b> ): magazine filled and fitted (if applicable), chamber loaded, hammer and/or sear cocked and safety catch applied (if the firearm is designed to have one)	
Start Position	Standing within the designated area as demonstrated	
Time Starts	Audible signal	
Procedure	At the start signal engage targets	



# Incorsa Cup 2021

## Stage 7



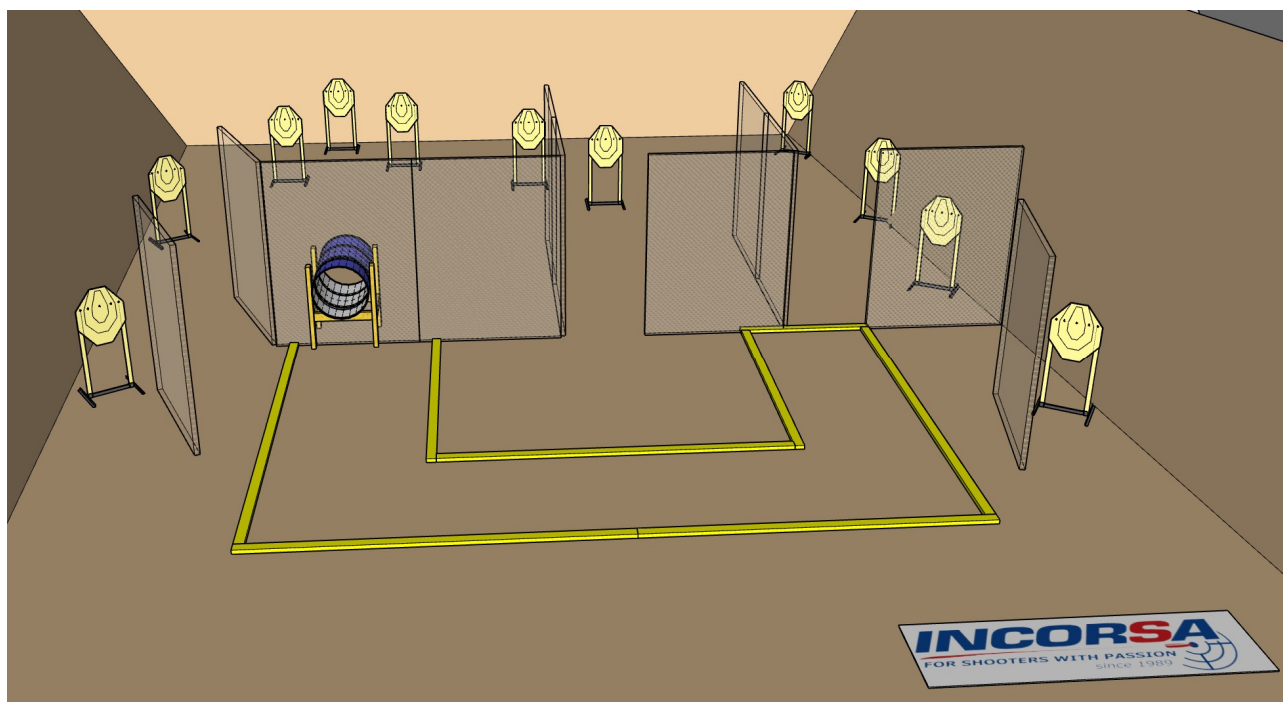
Targets	IPSC Targets	6
Minimum number of rounds	12	
Firearm Ready Condition	PCC is on the table on the marker, muzzle is pointed downrange, unloaded ( <b>Option 3</b> ): fixed magazine must be empty, detachable magazines removed and chamber must be empty. The action may be open or closed	
Start Position	Standing within the designated area as demonstrated	
Time Starts	Audible signal	
Procedure	At the start signal engage targets	





# Incorsa Cup 2021

## Stage 8

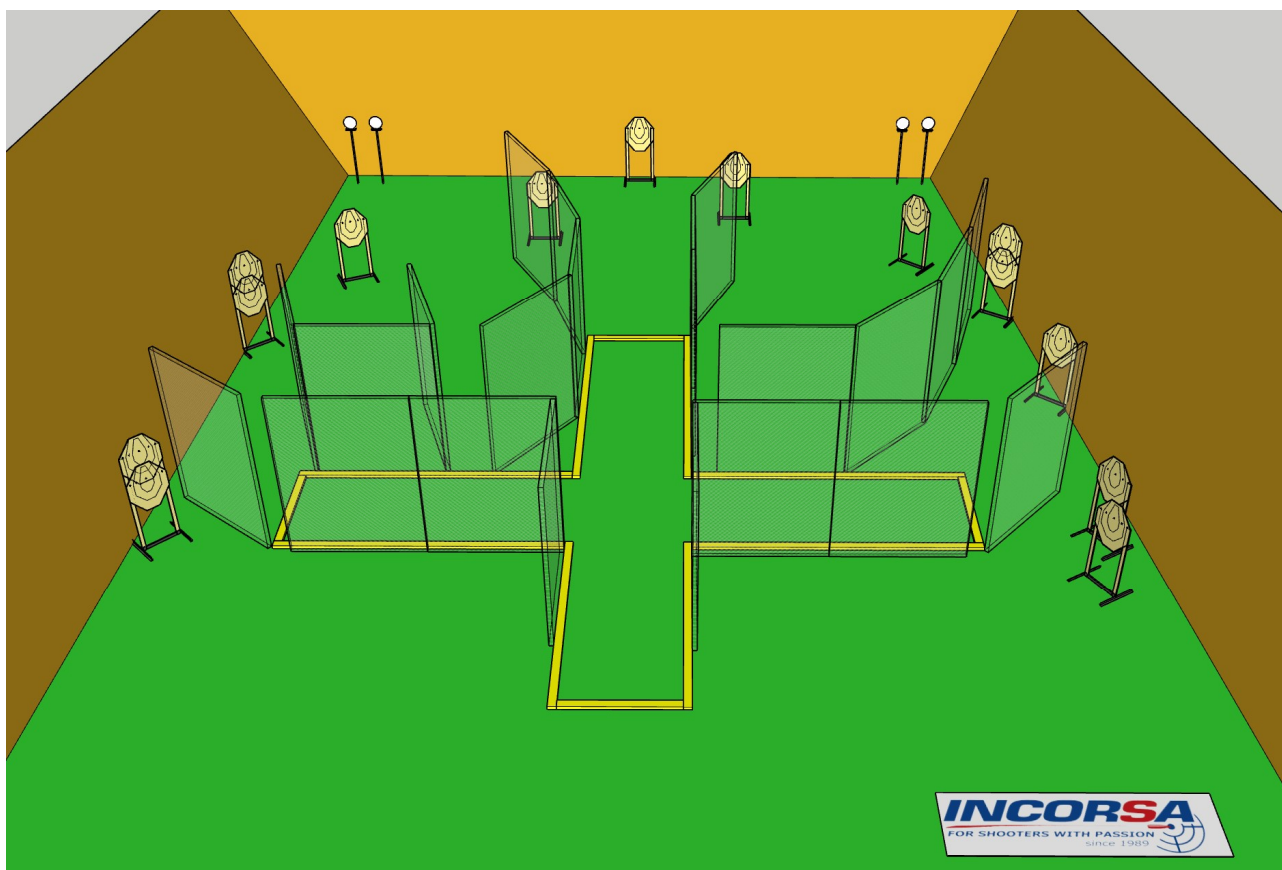


Targets	IPSC Targets	11
Minimum number of rounds	22	
Firearm Ready Condition	Loaded ( <b>Option 1</b> ): magazine filled and fitted (if applicable), chamber loaded, hammer and/or sear cocked and safety catch applied (if the firearm is designed to have one)	
Start Position	Standing within the designated area as demonstrated	
Time Starts	Audible signal	
Procedure	At the start signal engage targets	



# Incorsa Cup 2021

## Stage 9

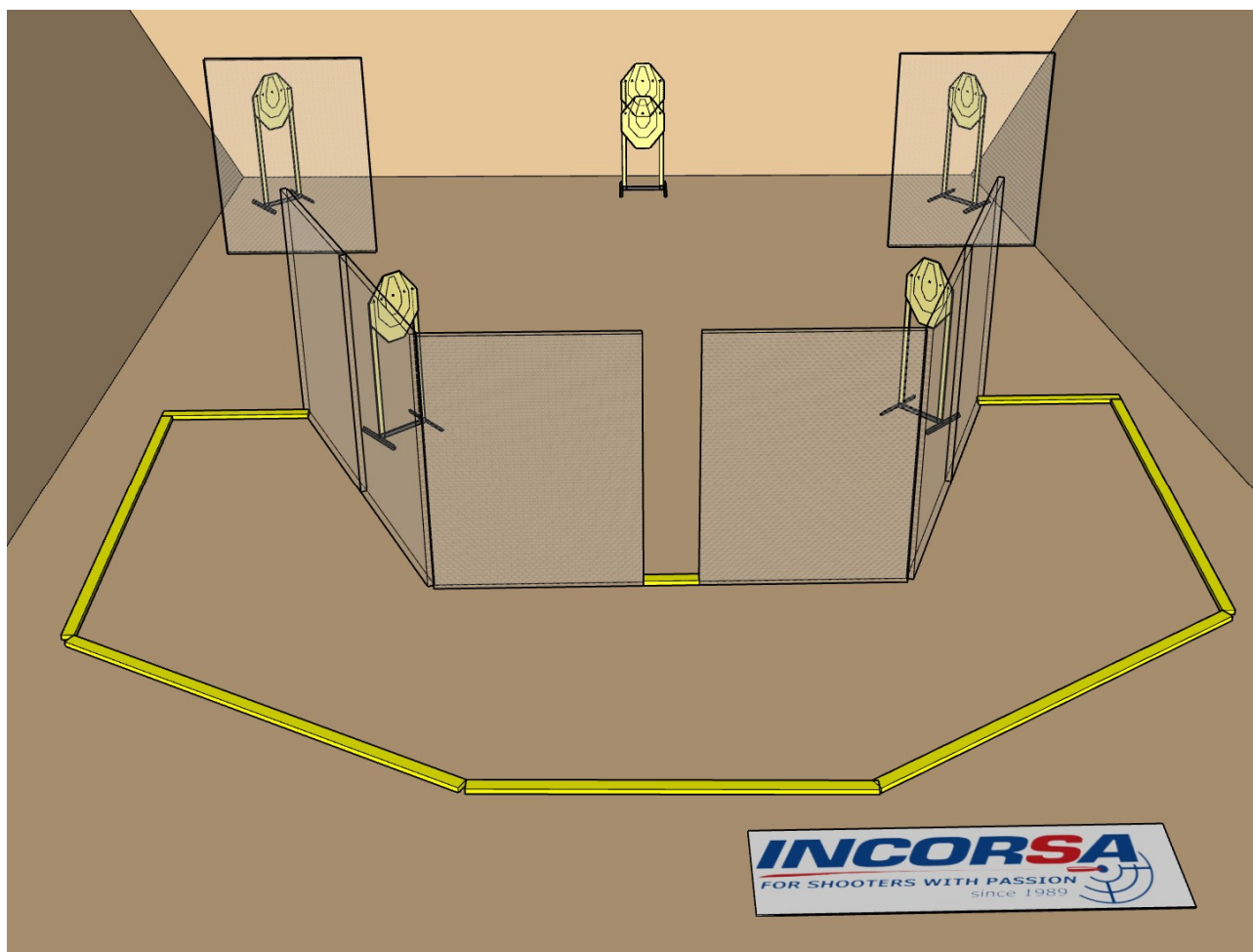


Targets	IPSC Targets	14
	IPSC Metal Plates	4
Minimum number of rounds	32	
Firearm Ready Condition	Loaded ( <b>Option 1</b> ): magazine filled and fitted (if applicable), chamber loaded, hammer and/or sear cocked and safety catch applied (if the firearm is designed to have one)	
Start Position	Standing within the designated area as demonstrated	
Time Starts	Audible signal	
Procedure	At the start signal engage targets.	



# Incorsa Cup 2021

## Stage 10

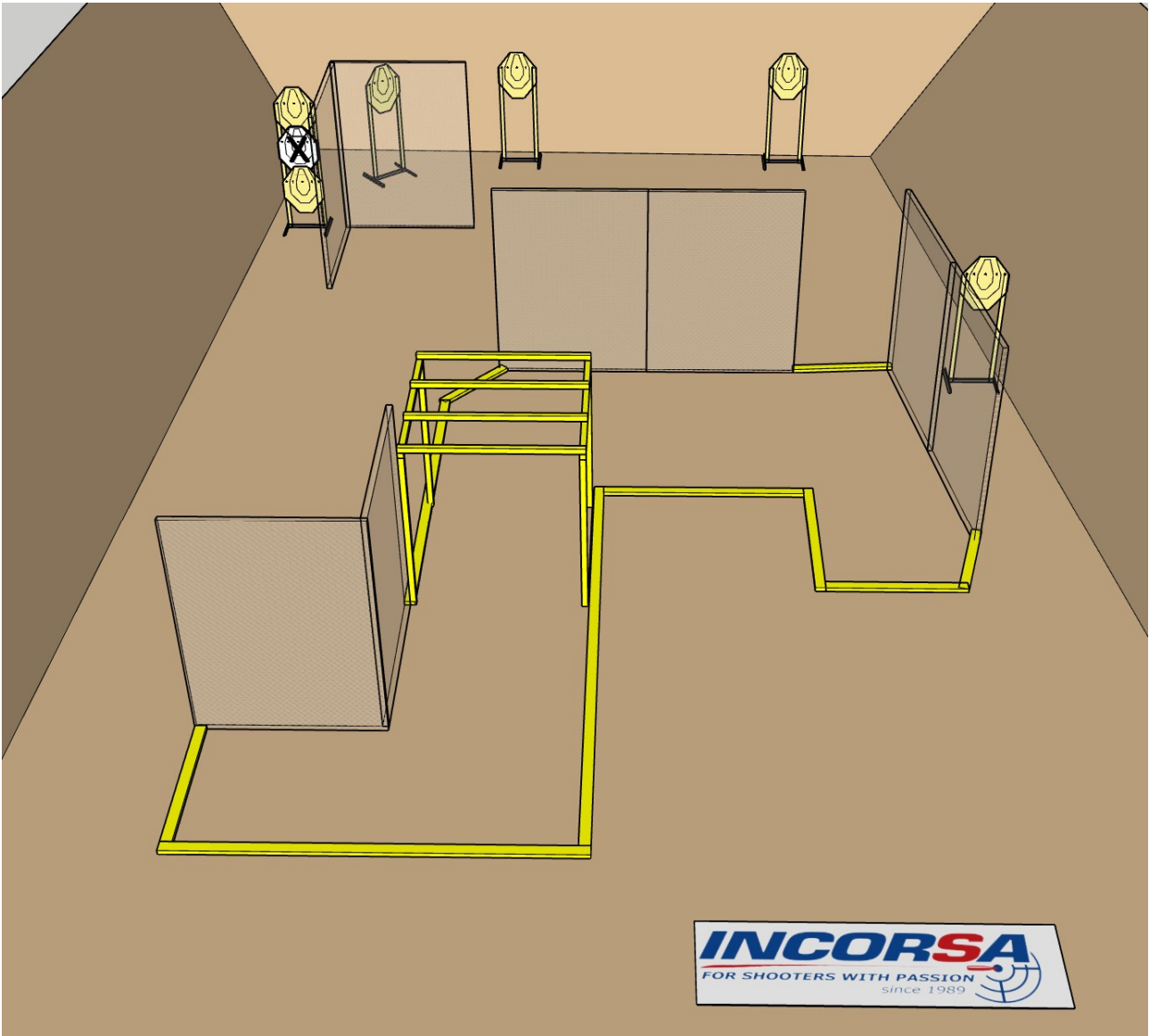


Targets	IPSC Targets	6
Minimum number of rounds	12	
Firearm Ready Condition	Loaded ( <b>Option 1</b> ): magazine filled and fitted (if applicable), chamber loaded, hammer and/or sear cocked and safety catch applied (if the firearm is designed to have one)	
Start Position	Standing within the designated area as demonstrated	
Time Starts	Audible signal	
Procedure	At the start signal engage targets	



# Incorsa Cup 2021

## Stage 11

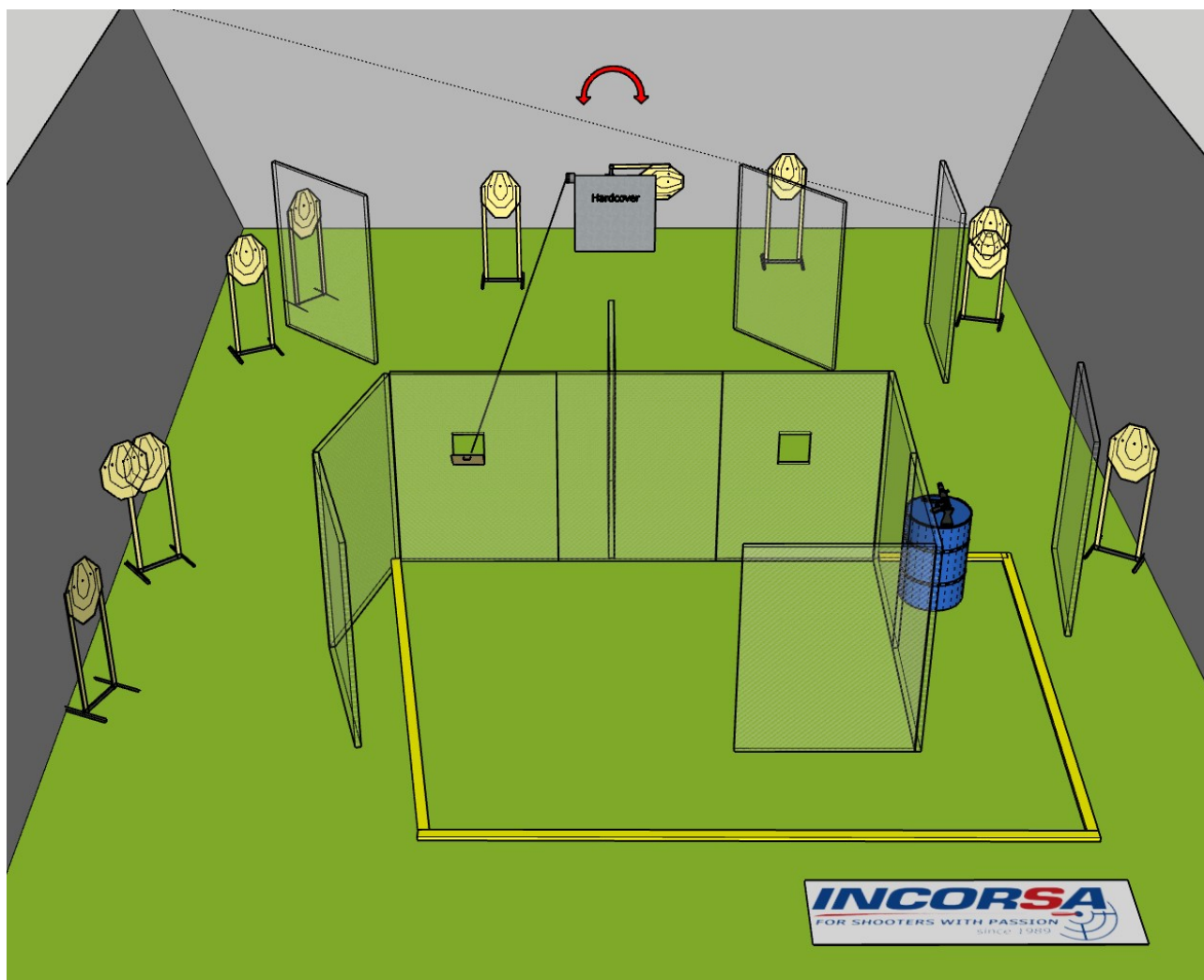


Targets	IPSC Targets	6
	No Shoots	1
Minimum number of rounds	12	
Firearm Ready Condition	Loaded ( <b>Option 1</b> ): magazine filled and fitted (if applicable), chamber loaded, hammer and/or sear cocked and safety catch applied (if the firearm is designed to have one)	
Start Position	Standing within the designated area as demonstrated	
Time Starts	Audible signal	
Procedure	At the start signal engage targets. Stage has Cooper's tunnel	



# Incorsa Cup 2021

## Stage 12



Targets	IPSC Targets	11
Minimum number of rounds	22	
Firearm Ready Condition	PCC is on the table on the marker, muzzle is pointed downrange, loaded ( <b>Option 1</b> ): magazine filled and fitted (if applicable), chamber loaded, hammer and/or sear cocked and safety catch applied (if the firearm is designed to have one)	
Start Position	Standing within the designated area as demonstrated	
Time Starts	Audible signal	
Procedure	At the start signal engage targets. Shutter activates moving target. Target stays visible to the end	