



CRACOW OPEN 2021
level III



7-8 VIII 2021

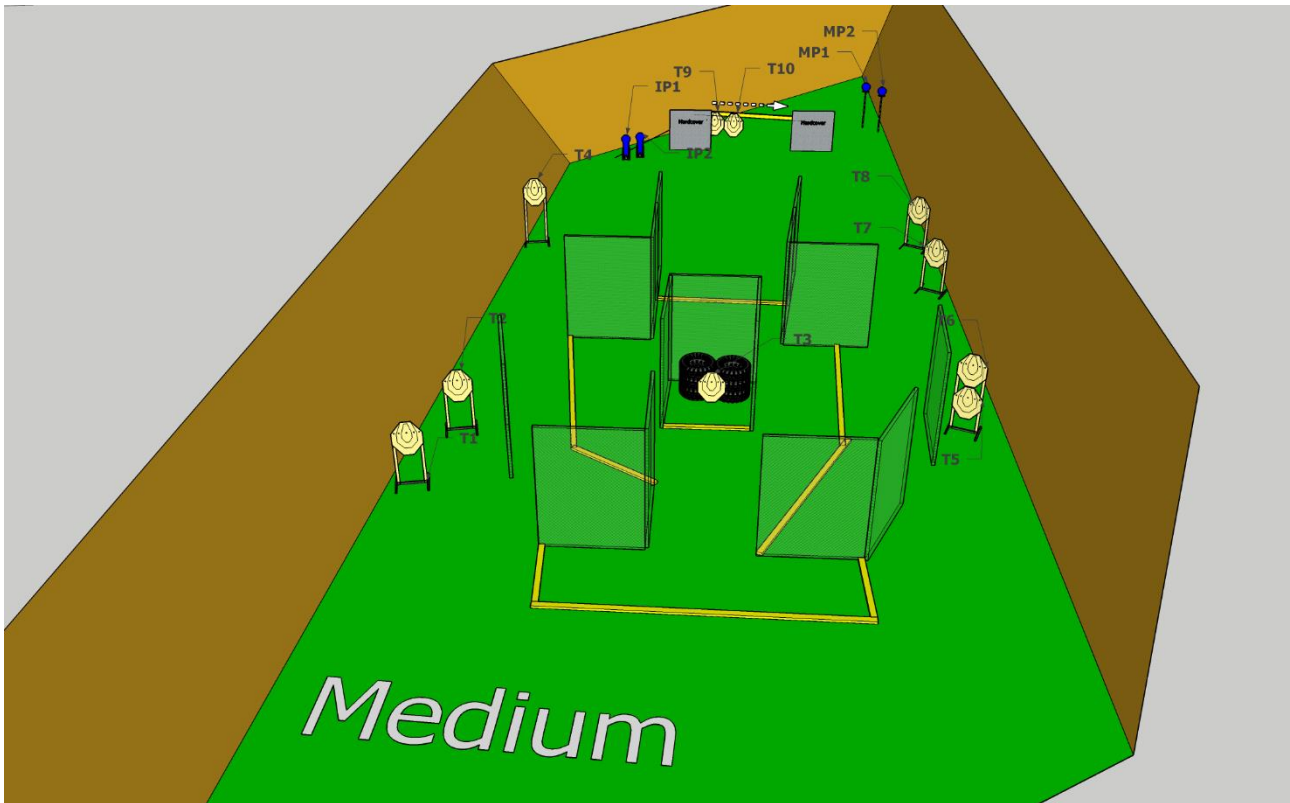
Gierałtowice
Target Alfa Silesia Shooting Range

Version	Date	Author	Comments
1.0	2021-07-09	Anatoli	Sent for internal review
1.1	2021-07-11	Anatoli	Sanction Package
1.2	2021-07-11	Anatoli	Fix firearm condition
1.3	2021-07-12	Anatoli	Fix start position



Cracow Open 2021

Stage 1

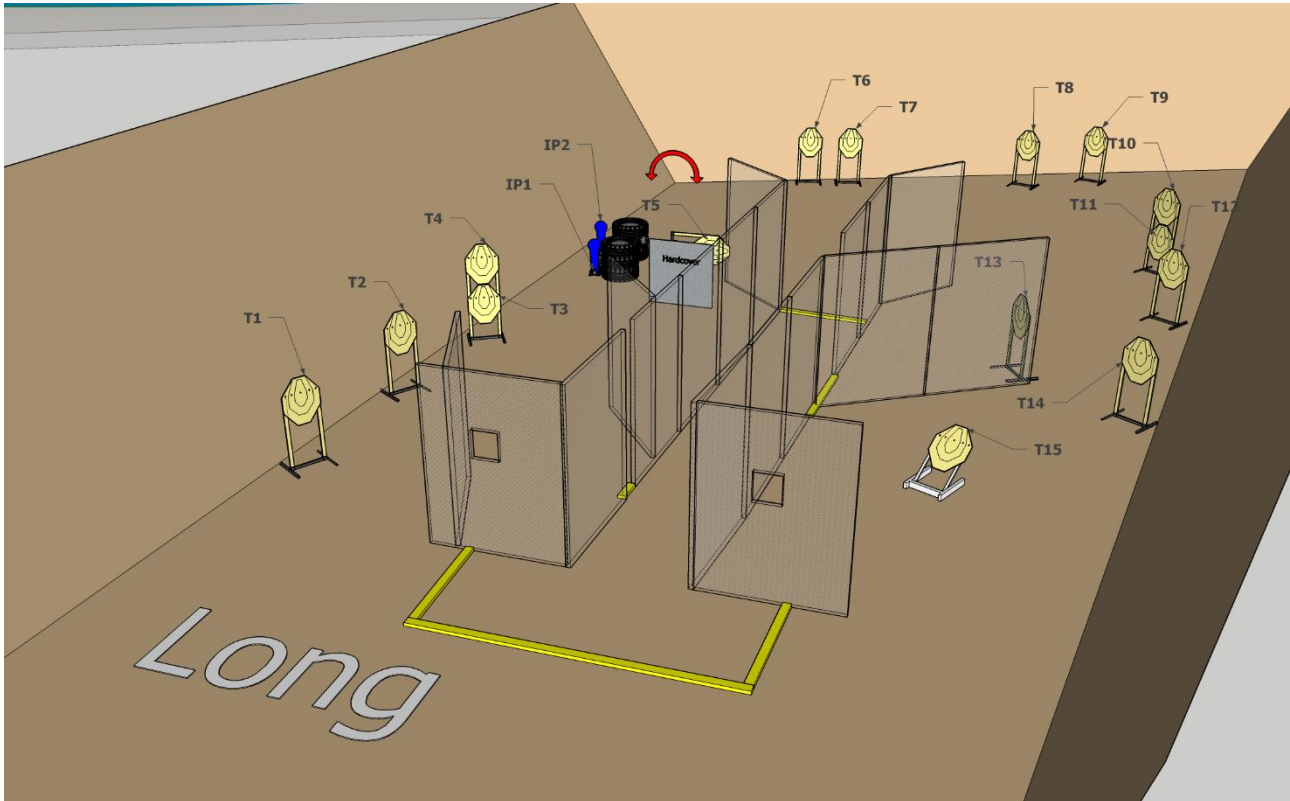


Targets	IPSC Targets	10
	IPSC Mini Poppers	2
	IPSC Metal Plates	2
Minimum number of rounds	24	
Firearm Ready Condition	Loaded - Option 1	
Start Position	Standing within the designated area with firearm held in both hands, stock touching at hip level, muzzle generally downrange, as demonstrated	
Time Starts	Audible signal	
Procedure	At the start signal engage targets. Mini Poppers IP1 or IP2 activate targets T9 and T10. Targets T9 and T10 hide at the rest.	
Briefing	Safety angles – 90° left, 90° right, and top of the backstop. We will start scoring, while you're still shooting. Feel free to send your delegate with us to verify your scores.	



Cracow Open 2021

Stage 2

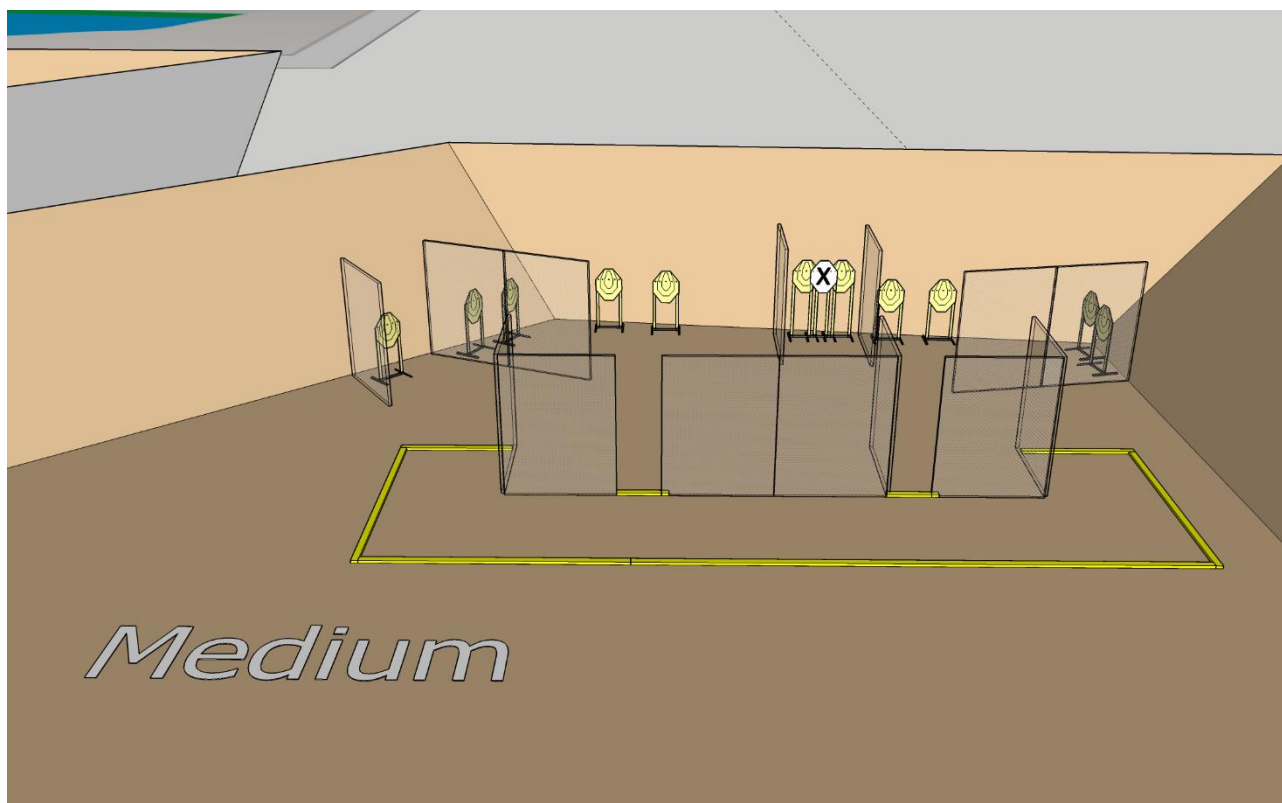


Targets	IPSC Targets	15
	IPSC Mini Poppers	2
Minimum number of rounds	32	
Firearm Ready Condition	Loaded - Option 1	
Start Position	Standing within the designated area with firearm held in both hands, stock touching at hip level, muzzle generally downrange, as demonstrated	
Time Starts	Audible signal	
Procedure	At the start signal engage targets. Mini Popper IP1 activates moving target T5. Target T5 stays visible to the end.	
Briefing	Safety angles – 90° left, 90° right, and top of the backstop. We will start scoring, while you're still shooting. Feel free to send your delegate with us to verify your scores.	



Cracow Open 2021

Stage 3

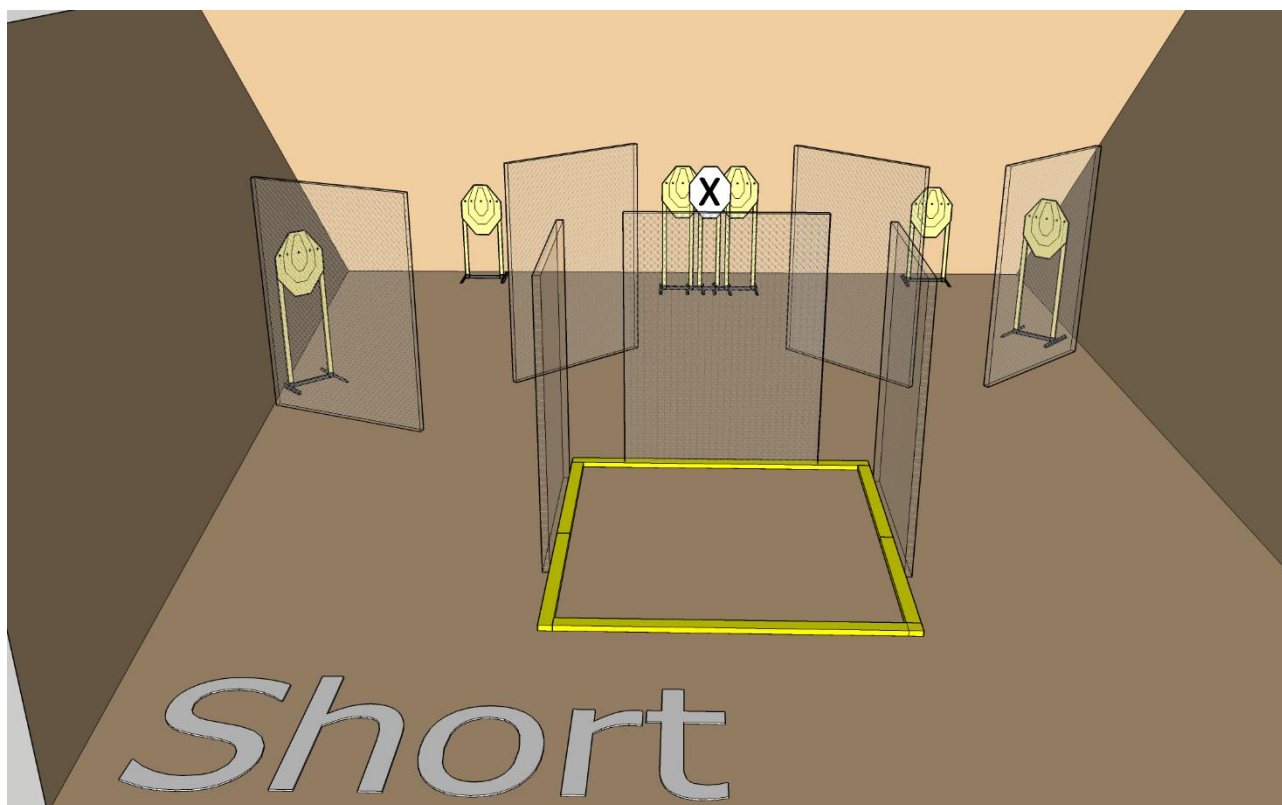


Targets	IPSC Targets	11
	No Shoots	1
Minimum number of rounds	22	
Firearm Ready Condition	Loaded - Option 1	
Start Position	Standing within the designated area with firearm held in both hands, stock touching at hip level, muzzle generally downrange, as demonstrated	
Time Starts	Audible signal	
Procedure	At the start signal engage targets.	
Briefing	Safety angles – 90° left, 90° right, and top of the backstop. We will start scoring, while you're still shooting. Feel free to send your delegate with us to verify your scores.	



Cracow Open 2021

Stage 4

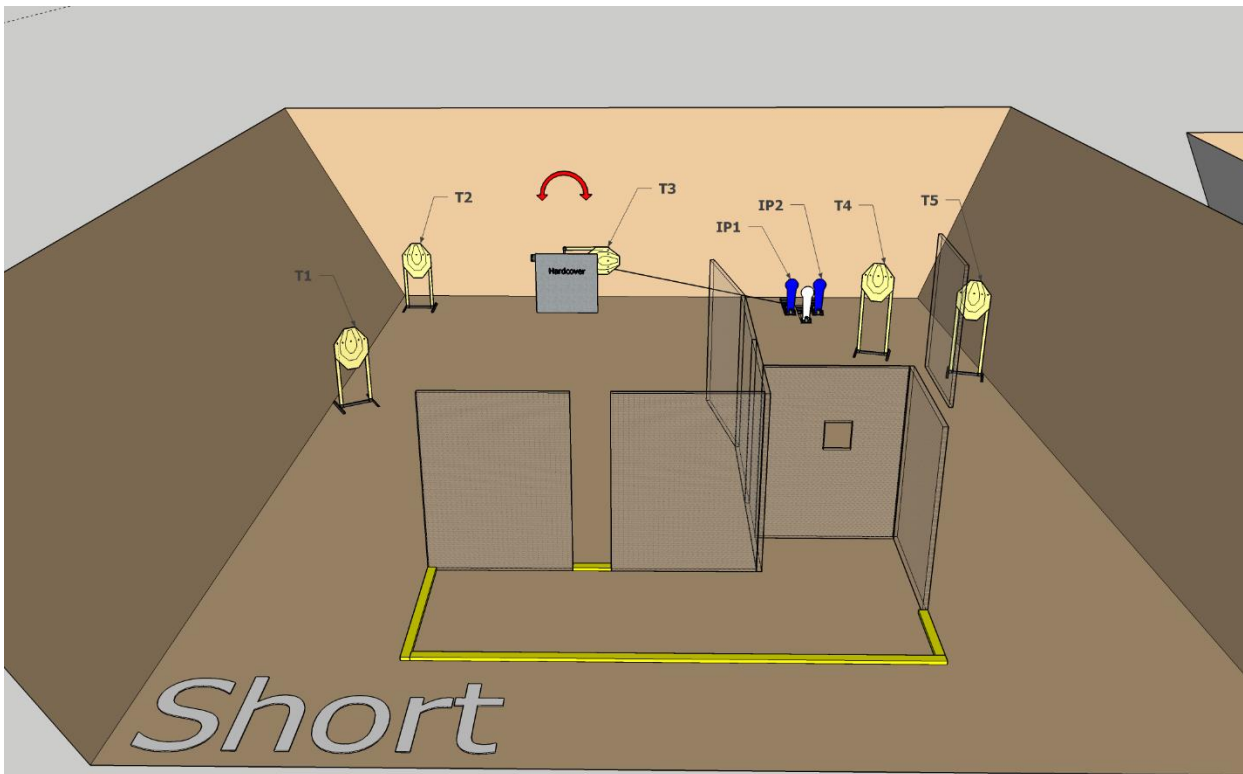


Targets	IPSC Targets	6
Minimum number of rounds	12	
Firearm Ready Condition	Loaded - Option 1	
Start Position	Standing within the designated area with firearm held in both hands, stock touching at hip level, muzzle generally downrange, as demonstrated	
Time Starts	Audible signal	
Procedure	At the start signal engage targets	
Briefing	Safety angles – 90° left, 90° right, and top of the backstop. We will start scoring, while you're still shooting. Feel free to send your delegate with us to verify your scores.	



Cracow Open 2021

Stage 5

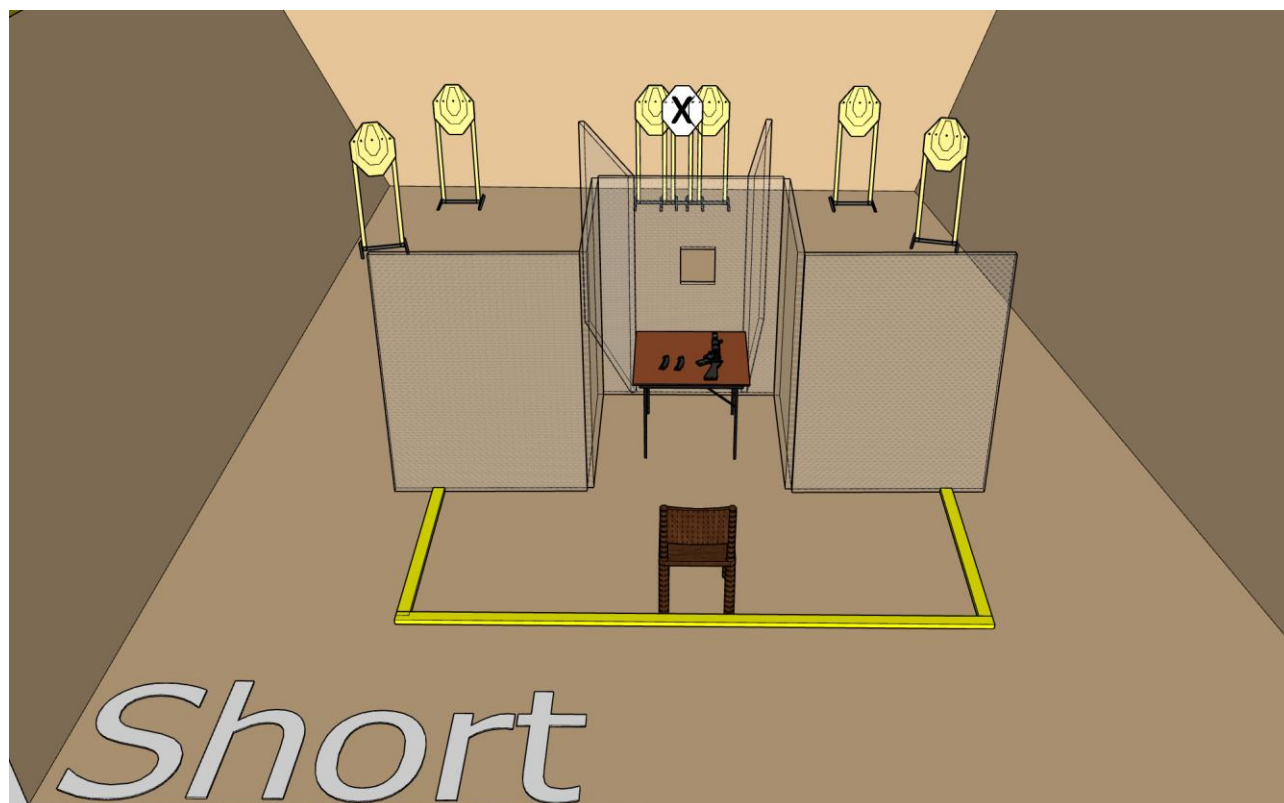


Targets	IPSC Targets	5
	IPSC Mini Poppers	2
	No Shoots	1
Minimum number of rounds	11	
Firearm Ready Condition	Loaded - Option 1	
Start Position	Standing within the designated area with firearm held in both hands, stock touching at hip level, muzzle generally downrange, as demonstrated	
Time Starts	Audible signal	
Procedure	At the start signal engage targets. Mini popper IP1 activates moving target T3. Target T3 hides at the rest.	
Briefing	Safety angles – 90° left, 90° right, and top of the backstop. We will start scoring, while you're still shooting. Feel free to send your delegate with us to verify your scores.	



Cracow Open 2021

Stage 6

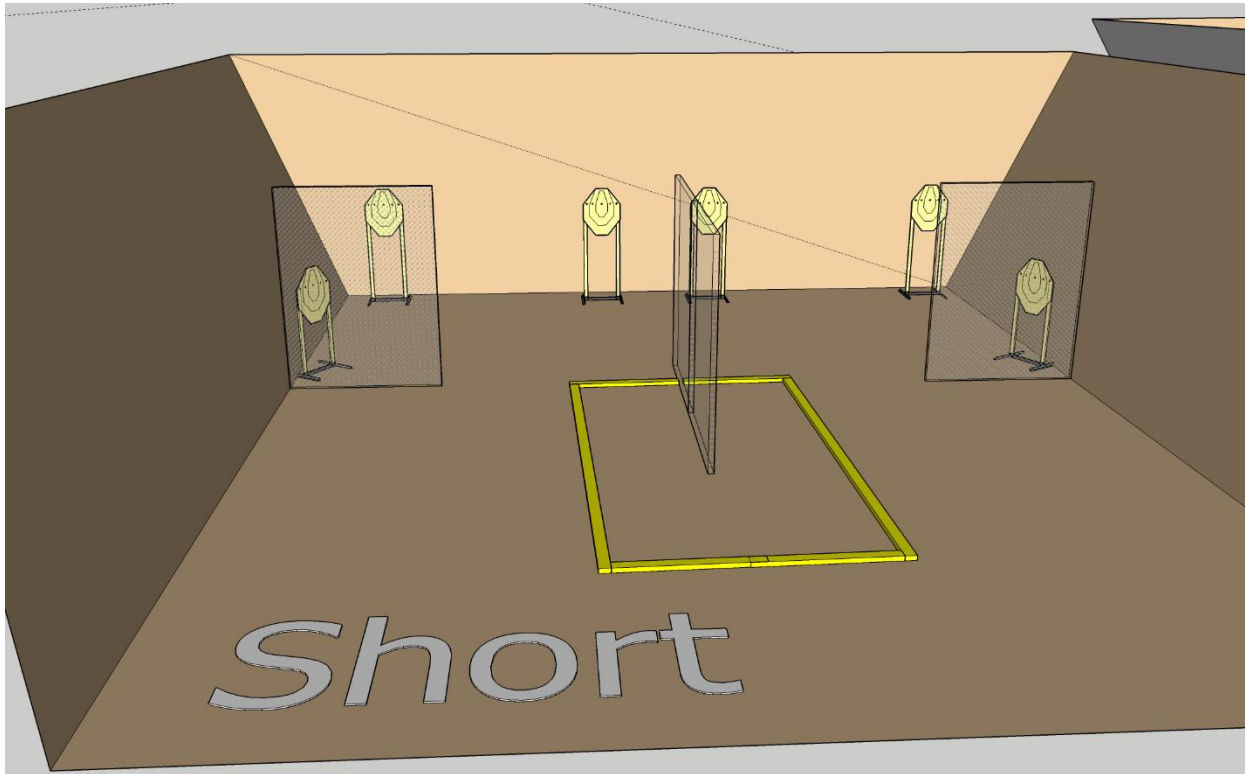


Targets	IPSC Targets	6
	No Shoots	1
Minimum number of rounds	12	
Firearm Ready Condition	PCC is on the table on the marker, muzzle is pointed downrange, unloaded (Option 3). All needed magazines are on the table	
Start Position	Sitting on the chair with back touching the back of the chair as demonstrated.	
Time Starts	Audible signal	
Procedure	At the start signal engage targets	
Briefing	Safety angles – 90° left, 90° right, and top of the backstop. We will start scoring, while you're still shooting. Feel free to send your delegate with us to verify your scores.	



Cracow Open 2021

Stage 7

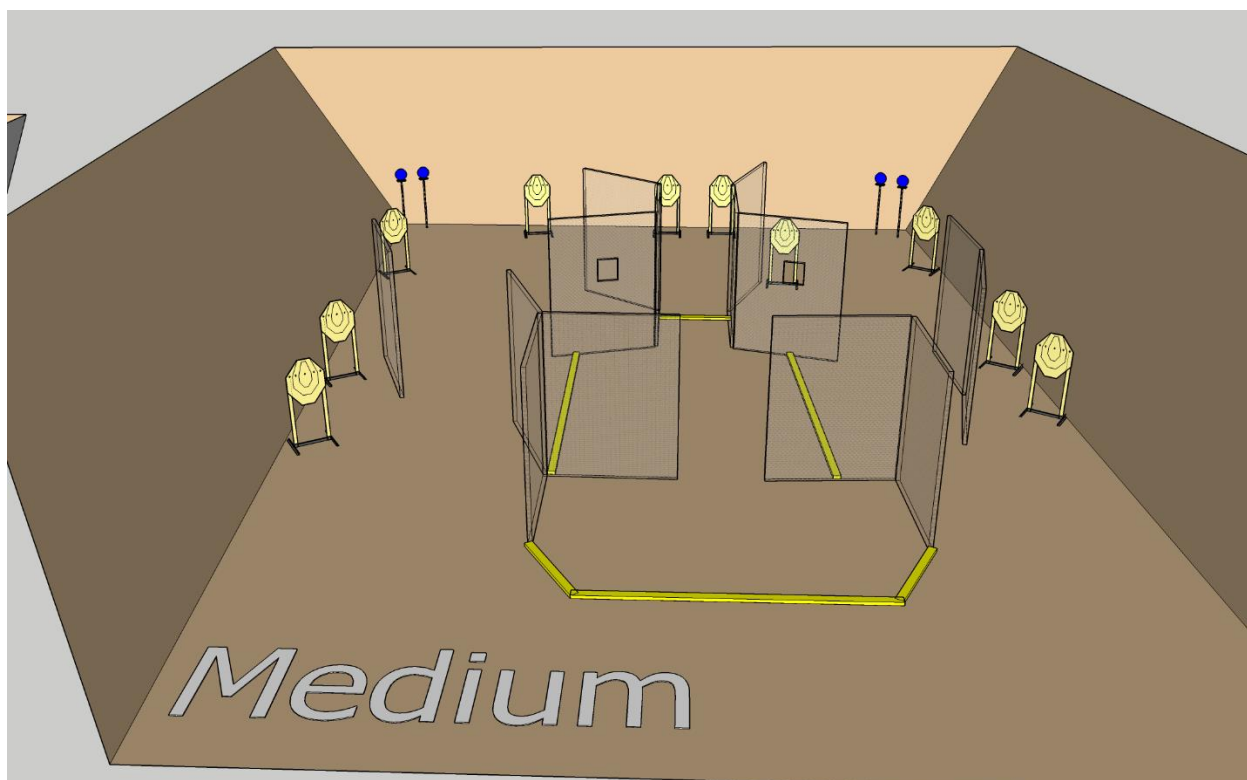


Targets	IPSC Targets	6
Minimum number of rounds	12	
Firearm Ready Condition	Loaded - Option 1	
Start Position	Standing within the designated area with firearm held in both hands, stock touching at hip level, muzzle generally downrange, as demonstrated	
Time Starts	Audible signal	
Procedure	At the start signal engage targets	
Briefing	Safety angles – 90° left, 90° right, and top of the backstop. We will start scoring, while you're still shooting. Feel free to send your delegate with us to verify your scores.	



Cracow Open 2021

Stage 8

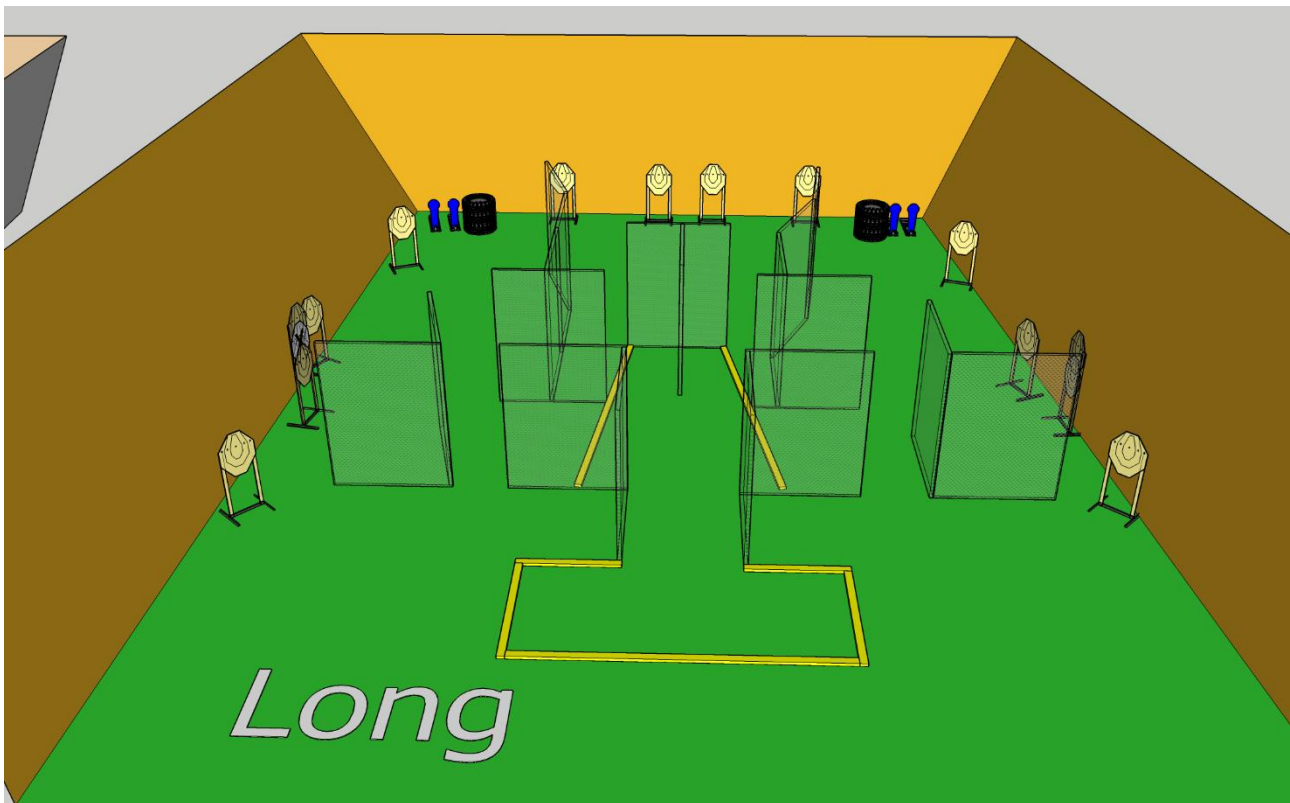


Targets	IPSC Targets	10
	IPSC Metal Plates	4
Minimum number of rounds	24	
Firearm Ready Condition	Loaded - Option 1	
Start Position	Standing within the designated area with firearm held in both hands, stock touching at hip level, muzzle generally downrange, as demonstrated	
Time Starts	Audible signal	
Procedure	At the start signal engage targets	
Briefing	Safety angles – 90° left, 90° right, and top of the backstop. We will start scoring, while you're still shooting. Feel free to send your delegate with us to verify your scores.	



Cracow Open 2021

Stage 9

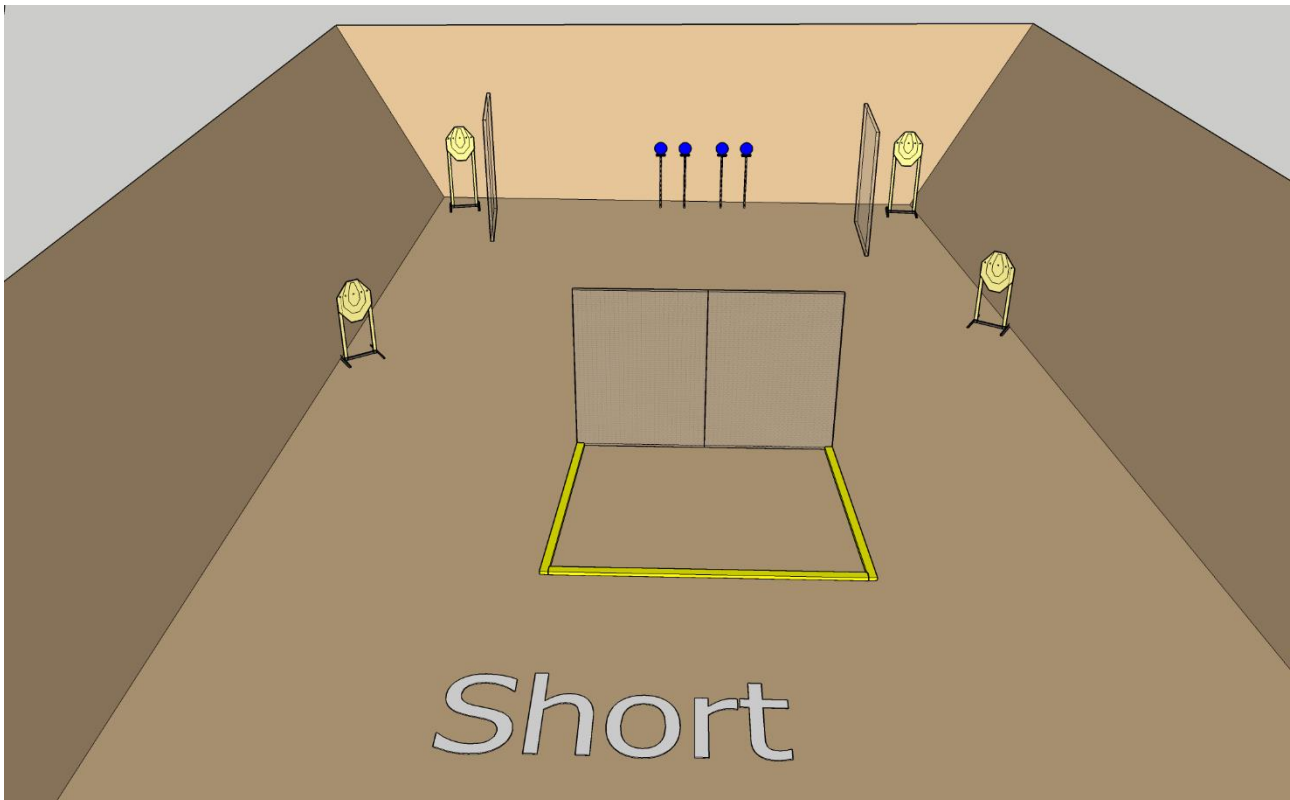


Targets	IPSC Targets	14
	IPSC Mini Poppers	4
	No Shoots	1
Minimum number of rounds	32	
Firearm Ready Condition	Loaded - Option 1	
Start Position	Standing within the designated area with firearm held in both hands, stock touching at hip level, muzzle generally downrange, as demonstrated	
Time Starts	Audible signal	
Procedure	At the start signal engage targets.	
Briefing	Safety angles – 90° left, 90° right, and top of the backstop. We will start scoring, while you're still shooting. Feel free to send your delegate with us to verify your scores.	



Cracow Open 2021

Stage 10

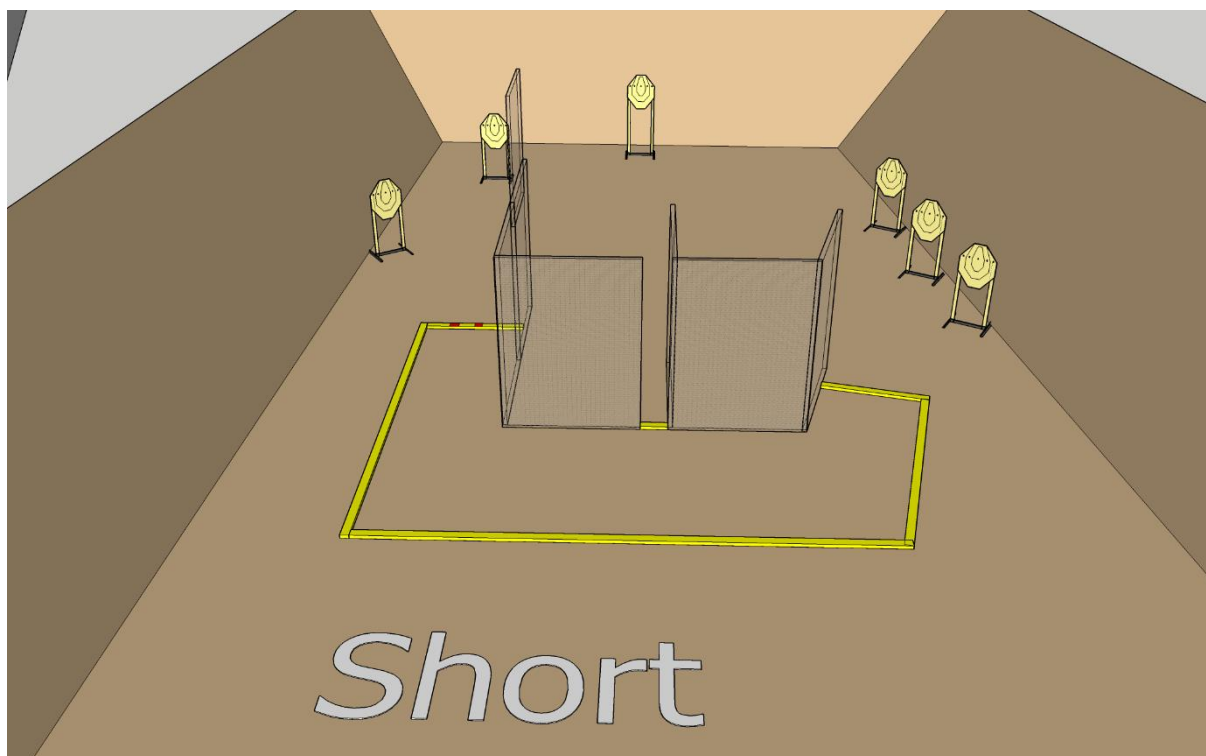


Targets	IPSC Targets	4
	IPSC Metal Plates	4
Minimum number of rounds	12	
Firearm Ready Condition	Loaded - Option 1	
Start Position	Standing within the designated area with firearm held in both hands, stock touching at hip level, muzzle generally downrange, as demonstrated	
Time Starts	Audible signal	
Procedure	At the start signal engage targets	
Briefing	Safety angles – 90° left, 90° right, and top of the backstop. We will start scoring, while you're still shooting. Feel free to send your delegate with us to verify your scores.	



Cracow Open 2021

Stage 11

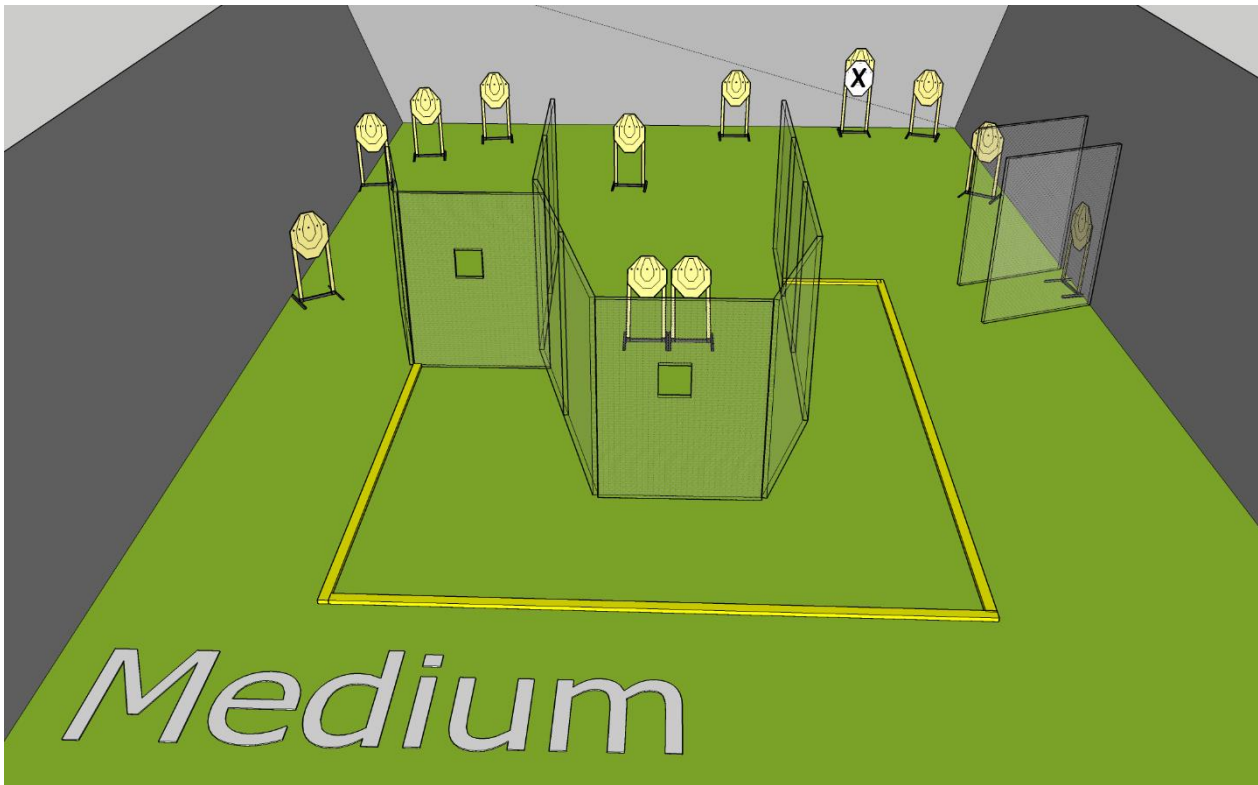


Targets	IPSC Targets	6
Minimum number of rounds	12	
Firearm Ready Condition	Unloaded - Option 3	
Start Position	Standing within the designated area with firearm held in both hands, stock touching at hip level, muzzle generally downrange, with toes touching markers as demonstrated	
Time Starts	Audible signal	
Procedure	At the start signal engage targets. Stage has Cooper's tunnel	
Briefing	Safety angles – 90° left, 90° right, and top of the backstop. We will start scoring, while you're still shooting. Feel free to send your delegate with us to verify your scores.	



Cracow Open 2021

Stage 12



Targets	IPSC Targets	12
	No Shoots	1
Minimum number of rounds	24	
Firearm Ready Condition	Loaded - Option 1	
Start Position	Standing within the designated area with firearm held in both hands, stock touching at hip level, muzzle generally downrange, as demonstrated	
Time Starts	Audible signal	
Procedure	At the start signal engage targets.	
Briefing	Safety angles – 90° left, 90° right, and top of the backstop. We will start scoring, while you're still shooting. Feel free to send your delegate with us to verify your scores.	