

INCORSA **2024 Cup**



PCC

20-21 IV 2024

Przyszowice
Target Alfa Silesia Shooting Range

Main sponsor



<https://sklep.incorsa.pl/>

Sponsors



<https://roleski.pl>

OSHEETM

isotonic drink • vitamin & natural products

<https://osheeshop.eu>

**KRAK
ARMORY**
CENTRUM STRZELCA

<https://krakarmory.pl/>

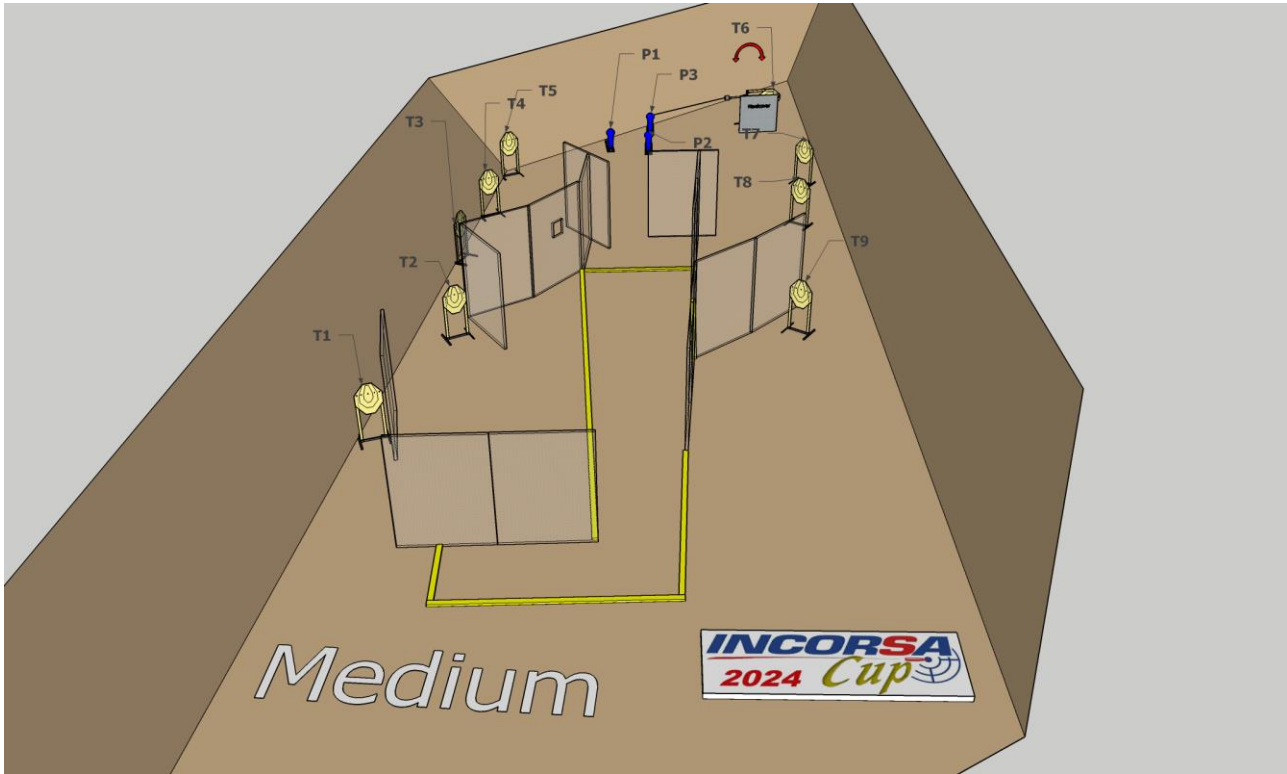
W WYKROJNIKI.PL

<http://wykrojniki.pl>



Incorsa Cup 2024

Stage 1

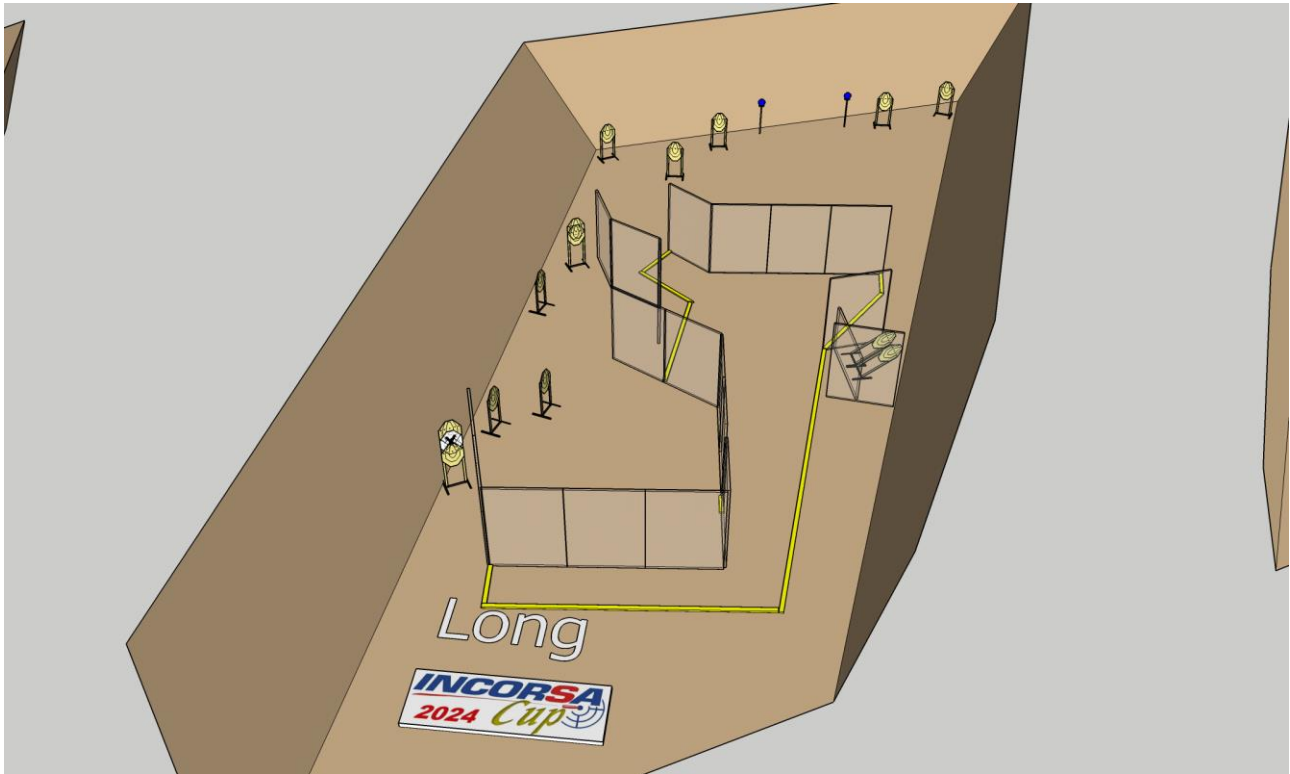


Targets	IPSC Targets	9
	IPSC Mini Poppers	3
Minimum number of rounds	21	
Firearm Ready Condition	Loaded - Option 1	
Start Position	Standing within the designated area with firearm held in both hands, stock touching the competitor at hip level, muzzle generally downrange, as demonstrated	
Time Starts	Audible signal	
Procedure	At the start signal, engage targets. Mini Popper P3 activates moving target T6. Target T6 remains visible at rest.	
Briefing	Safety angles – 90° left, 90° right, and top of the backstop. We will start scoring, while you're still shooting. You can send your delegate with us to verify your scores.	



Incorsa Cup 2024

Stage 2

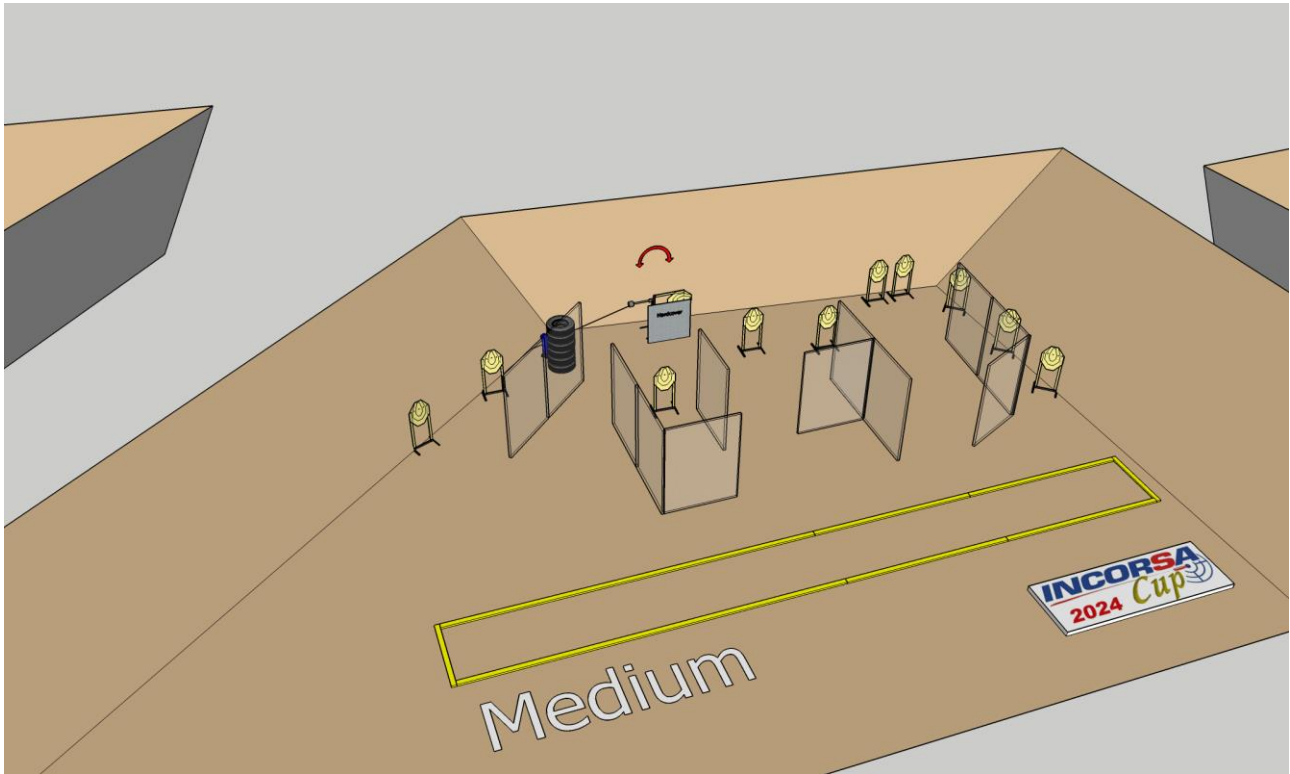


Targets	IPSC Targets	14
	IPSC Metal Plates	2
	No Shoots	1
Minimum number of rounds	30	
Firearm Ready Condition	Loaded - Option 1	
Start Position	Standing within the designated area with firearm held in both hands, stock touching the competitor at hip level, muzzle generally downrange, as demonstrated	
Time Starts	Audible signal	
Procedure	At the start signal engage targets.	
Briefing	Safety angles – 90° left, 90° right, and top of the backstop. We will start scoring, while you're still shooting. You can send your delegate with us to verify your scores.	



Incorsa Cup 2024

Stage 3

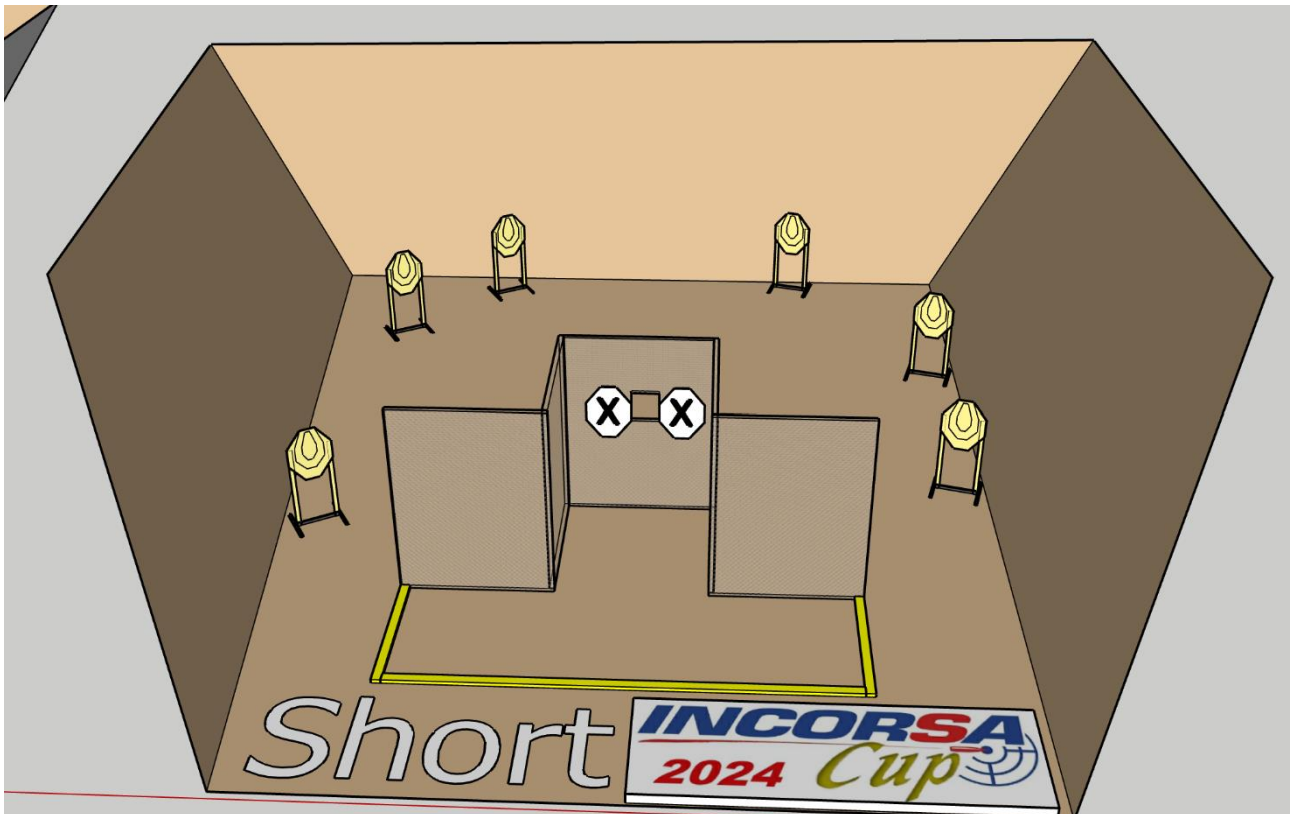


Targets	IPSC Targets	11
	IPSC Mini Poppers	1
Minimum number of rounds	23	
Firearm Ready Condition	Loaded - Option 1	
Start Position	Standing within the designated area with firearm held in both hands, stock touching the competitor at hip level, muzzle generally downrange, as demonstrated	
Time Starts	Audible signal	
Procedure	At the start signal, engage targets. Mini Popper activates moving target. Target remains visible at rest.	
Briefing	Safety angles – 90° left, 90° right, and top of the backstop. We will start scoring, while you're still shooting. You can send your delegate with us to verify your scores.	



Incorsa Cup 2024

Stage 4

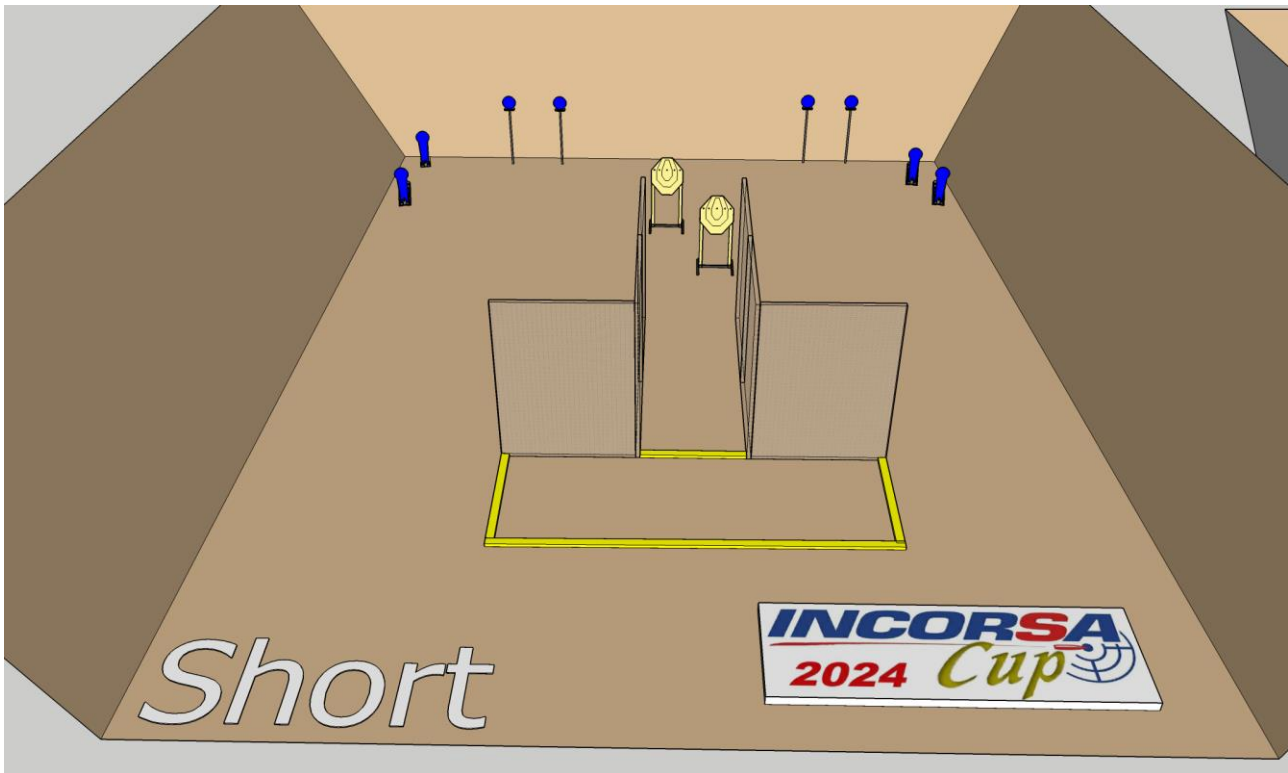


Targets	IPSC Targets	6
	No Shoots	2
Minimum number of rounds	12	
Firearm Ready Condition	Loaded - Option 1	
Start Position	Standing within the designated area with firearm held in both hands, stock touching the competitor at hip level, muzzle generally downrange, as demonstrated	
Time Starts	Audible signal	
Procedure	At the start signal, engage targets.	
Briefing	Safety angles – 90° left, 90° right, and top of the backstop. We will start scoring, while you're still shooting. You can send your delegate with us to verify your scores.	



Incorsa Cup 2024

Stage 5



Targets	IPSC Targets	2
	IPSC Mini Poppers	4
	IPSC Metal Plates	4
Minimum number of rounds	12	
Firearm Ready Condition	Unloaded - Option 3	
Start Position	Standing within the designated area with firearm held in both hands, stock touching the competitor at hip level, muzzle generally downrange, as demonstrated	
Time Starts	Audible signal	
Procedure	At the start signal engage targets.	
Briefing	Safety angles – 90° left, 90° right, and top of the backstop. We will start scoring, while you're still shooting. You can send your delegate with us to verify your scores.	



Incorsa Cup 2024

Stage 6

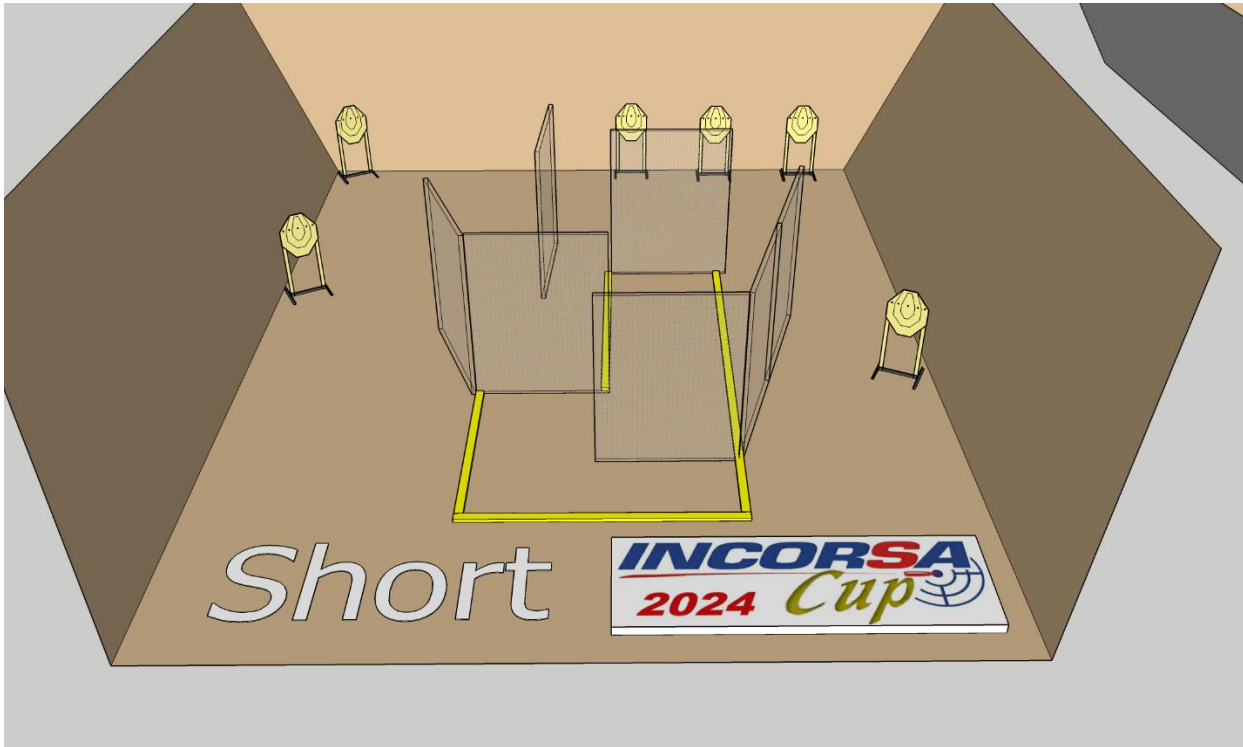


Targets	IPSC Targets	6
Minimum number of rounds	12	
Firearm Ready Condition	Loaded - Option 1	
Start Position	Standing with feet touching the marker with firearm held in both hands, stock touching the competitor at hip level, muzzle generally downrange, as demonstrated	
Time Starts	Audible signal	
Procedure	At the start signal engage target.	
Briefing	Safety angles – 90° left, 90° right, and top of the backstop. We will start scoring, while you're still shooting. You can send your delegate with us to verify your scores.	



Incorsa Cup 2024

Stage 7

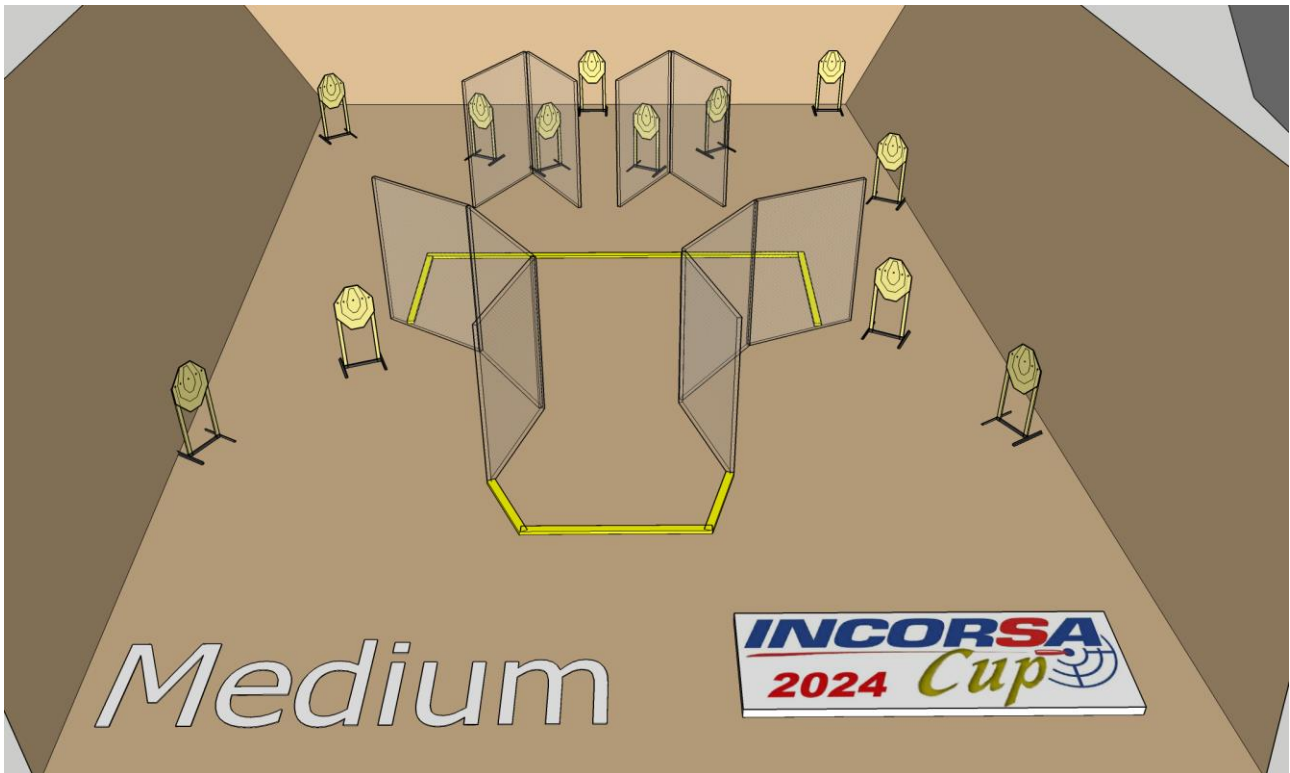


Targets	IPSC Targets	6
Minimum number of rounds	12	
Firearm Ready Condition	Loaded - Option 1	
Start Position	Standing within the designated area with firearm held in both hands, stock touching the competitor at hip level, muzzle generally downrange, as demonstrated	
Time Starts	Audible signal	
Procedure	At the start signal engage targets.	
Briefing	Safety angles – 90° left, 90° right, and top of the backstop. We will start scoring, while you're still shooting. You can send your delegate with us to verify your scores.	



Incorsa Cup 2024

Stage 8



Targets	IPSC Targets	12
Minimum number of rounds	24	
Firearm Ready Condition	Loaded - Option 1	
Start Position	Standing within the designated area with firearm held in both hands, stock touching the competitor at hip level, muzzle generally downrange, as demonstrated	
Time Starts	Audible signal	
Procedure	At the start signal engage targets.	
Briefing	Safety angles – 90° left, 90° right, and top of the backstop. We will start scoring, while you're still shooting. You can send your delegate with us to verify your scores.	



Incorsa Cup 2024

Stage 9

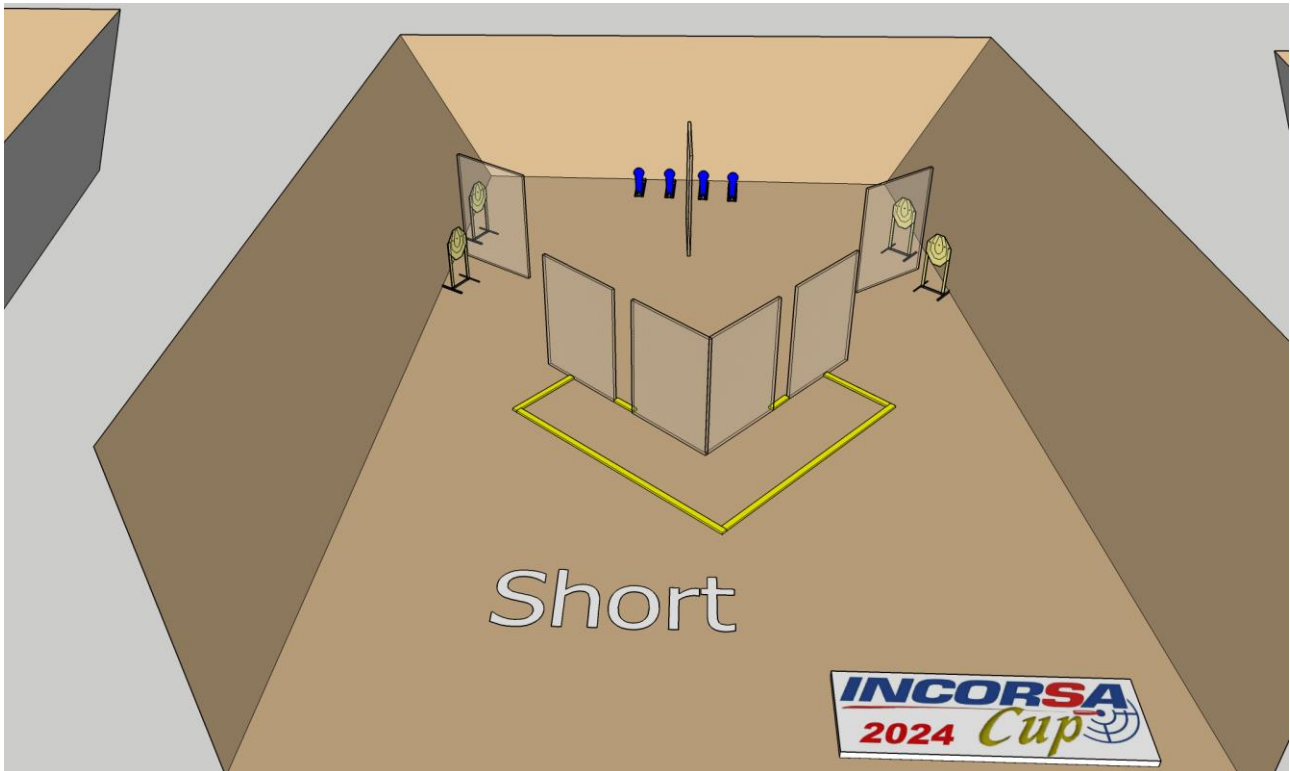


Targets	IPSC Targets	16
Minimum number of rounds	32	
Firearm Ready Condition	PCC is on the table on the marker, muzzle is pointed downrange, unloaded (Option 3). All needed magazines are on the table	
Start Position	Standing within the designated area as demonstrated	
Time Starts	Audible signal	
Procedure	At the start signal engage targets.	
Briefing	Safety angles – 90° left, 90° right, and top of the backstop. We will start scoring, while you're still shooting. You can send your delegate with us to verify your scores.	



Incorsa Cup 2024

Stage 10

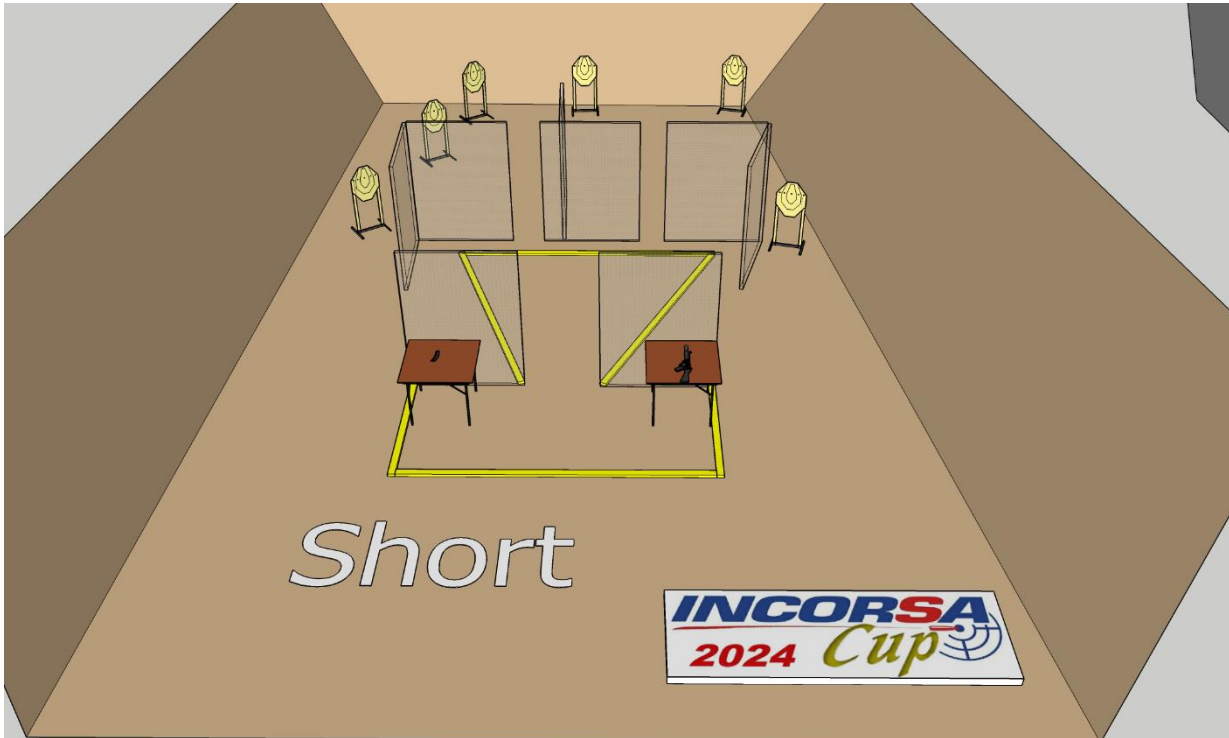


Targets	IPSC Targets	4
	IPSC Mini Poppers	4
Minimum number of rounds	12	
Firearm Ready Condition	Loaded - Option 1	
Start Position	Standing within the designated area with firearm held in both hands, stock touching the competitor at hip level, muzzle generally downrange, as demonstrated	
Time Starts	Audible signal	
Procedure	At the start signal engage targets.	
Briefing	Safety angles – 90° left, 90° right, and top of the backstop. We will start scoring, while you're still shooting. You can send your delegate with us to verify your scores.	



Incorsa Cup 2024

Stage 11

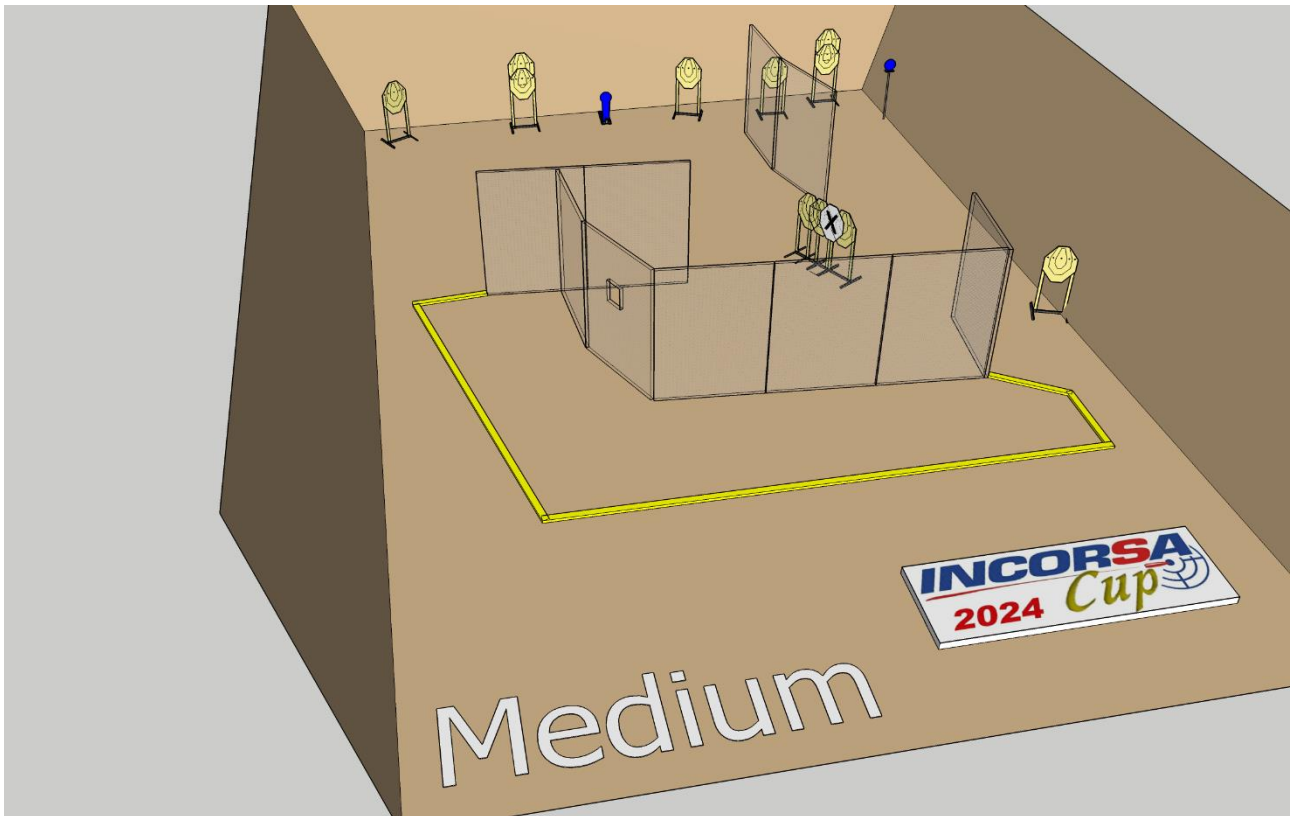


Targets	IPSC Targets	6
Minimum number of rounds	12	
Firearm Ready Condition	PCC is on one of the table on the marker, muzzle is pointed downrange, unloaded (Option 3). All needed magazines are on another table	
Start Position	Standing within the designated area as demonstrated	
Time Starts	Audible signal	
Procedure	At the start signal engage targets.	
Briefing	Safety angles – 90° left, 90° right, and top of the backstop. We will start scoring, while you're still shooting. You can send your delegate with us to verify your scores.	



Incorsa Cup 2024

Stage 12



Targets	IPSC Targets	11
	IPSC Mini Poppers	1
	IPSC Metal Plates	
	No Shoots	1
Minimum number of rounds	24	
Firearm Ready Condition	Loaded - Option 1	
Start Position	Standing within the designated area with firearm held in both hands, stock touching the competitor at hip level, muzzle generally downrange, as demonstrated	
Time Starts	Audible signal	
Procedure	At the start signal engage targets.	
Briefing	Safety angles – 90° left, 90° right, and top of the backstop. We will start scoring, while you're still shooting. You can send your delegate with us to verify your scores.	