

INCORSA **2024 Cup**



HANDGUN

20-21 IV 2024

Przyszwice
Target Alfa Silesia Shooting Range

Main sponsor



<https://sklep.incorsa.pl/>

Sponsors



<https://roleski.pl>

OSHEETM

isotonic drink • vitamin & natural products

<https://osheeshop.eu>

**KRAK
ARMORY**
CENTRUM STRZELCA

<https://krakarmory.pl/>

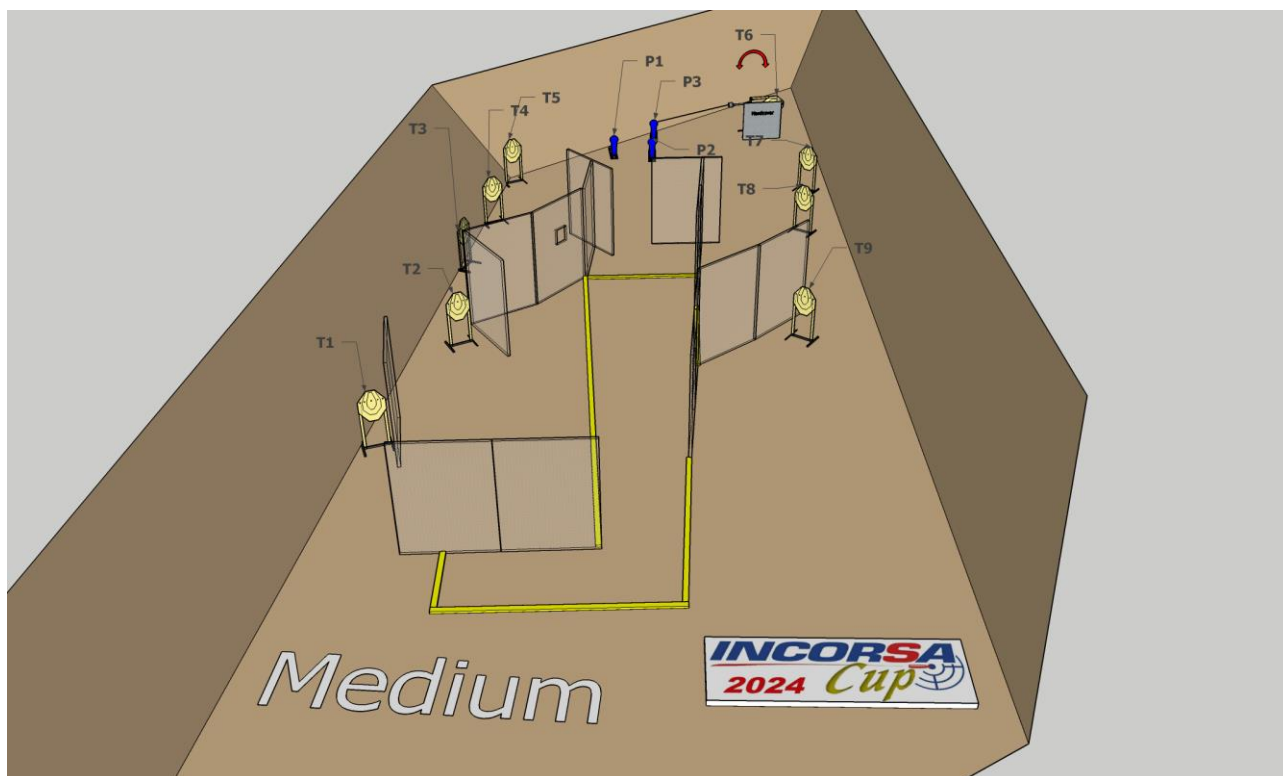
W WYKROJNIKI.PL

<http://wykrojniki.pl>



Incorsa Cup 2024

Stage 1

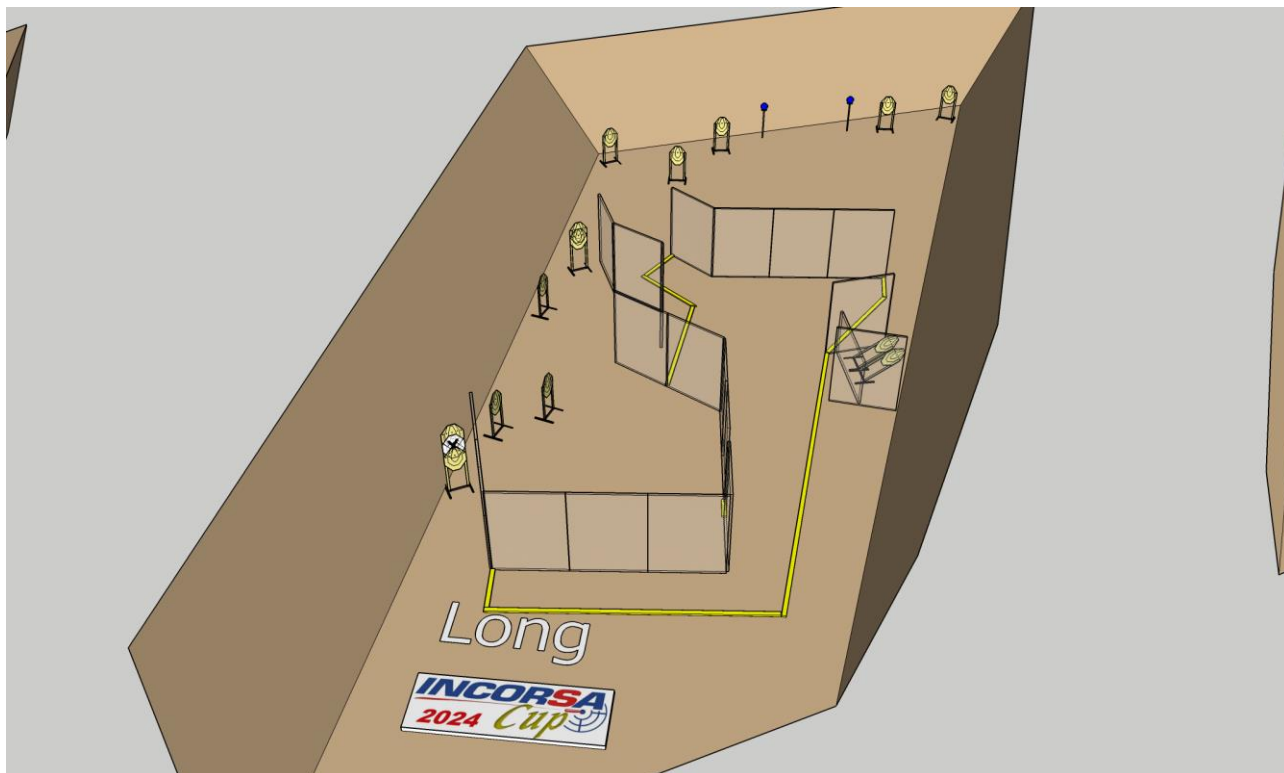


Targets	IPSC Targets	9
	IPSC Mini Poppers	3
Number of rounds to be scored	21	
Handgun Ready Condition		
Start Position	Standing within the designated area as demonstrated	
Time Starts	Audible signal	
Procedure	At the start signal, engage targets. Mini Popper P3 activates moving target T6. Target T6 remains visible at rest.	
Briefing	Safety angles – 90° left, 90° right, and top of the backstop. We will start scoring while you're still shooting. You can send your delegate with us to verify your scores.	



Incorsa Cup 2024

Stage 2

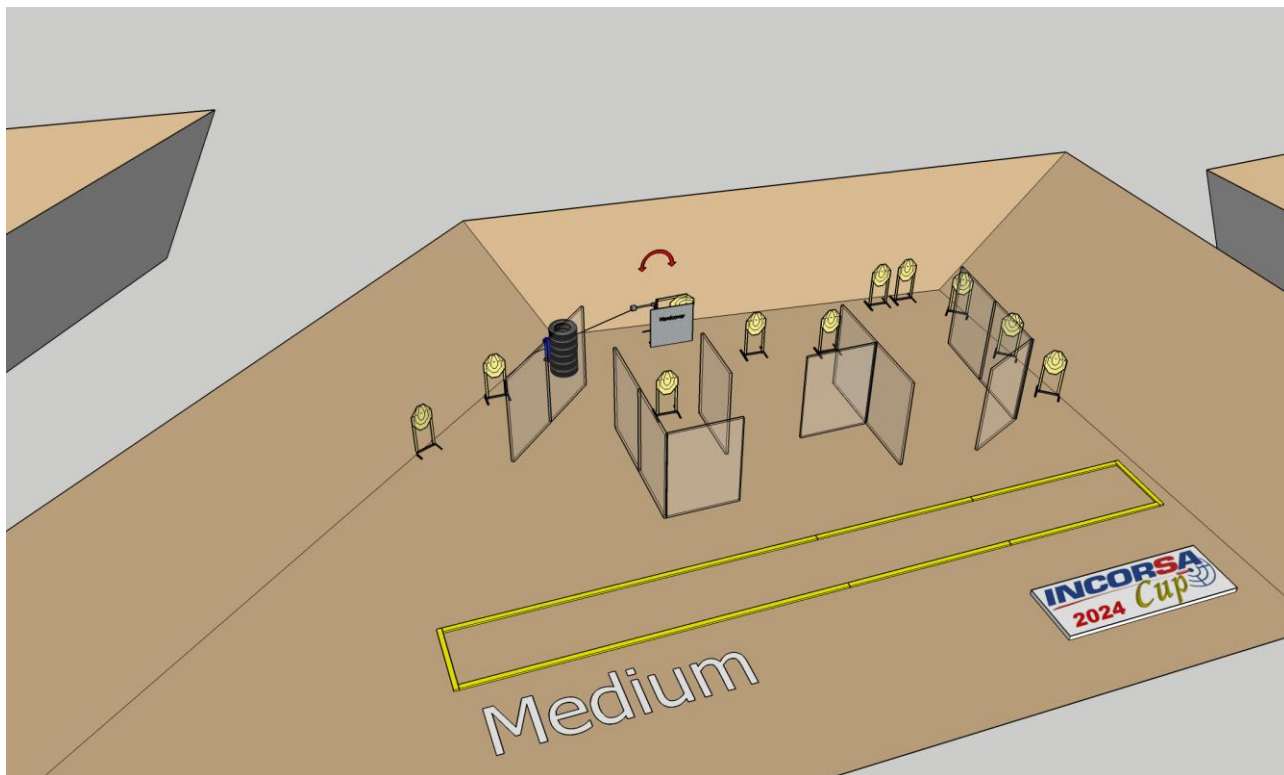


Targets	IPSC Targets	14
	IPSC Metal Plates	2
	No Shoots	1
Number of rounds to be scored	30	
Handgun Ready Condition		
Start Position	Standing within the designated area as demonstrated	
Time Starts	Audible signal	
Procedure	At the start signal, engage targets	
Briefing	Safety angles – 90° left, 90° right, and top of the backstop. We will start scoring while you're still shooting. You can send your delegate with us to verify your scores.	



Incorsa Cup 2024

Stage 3

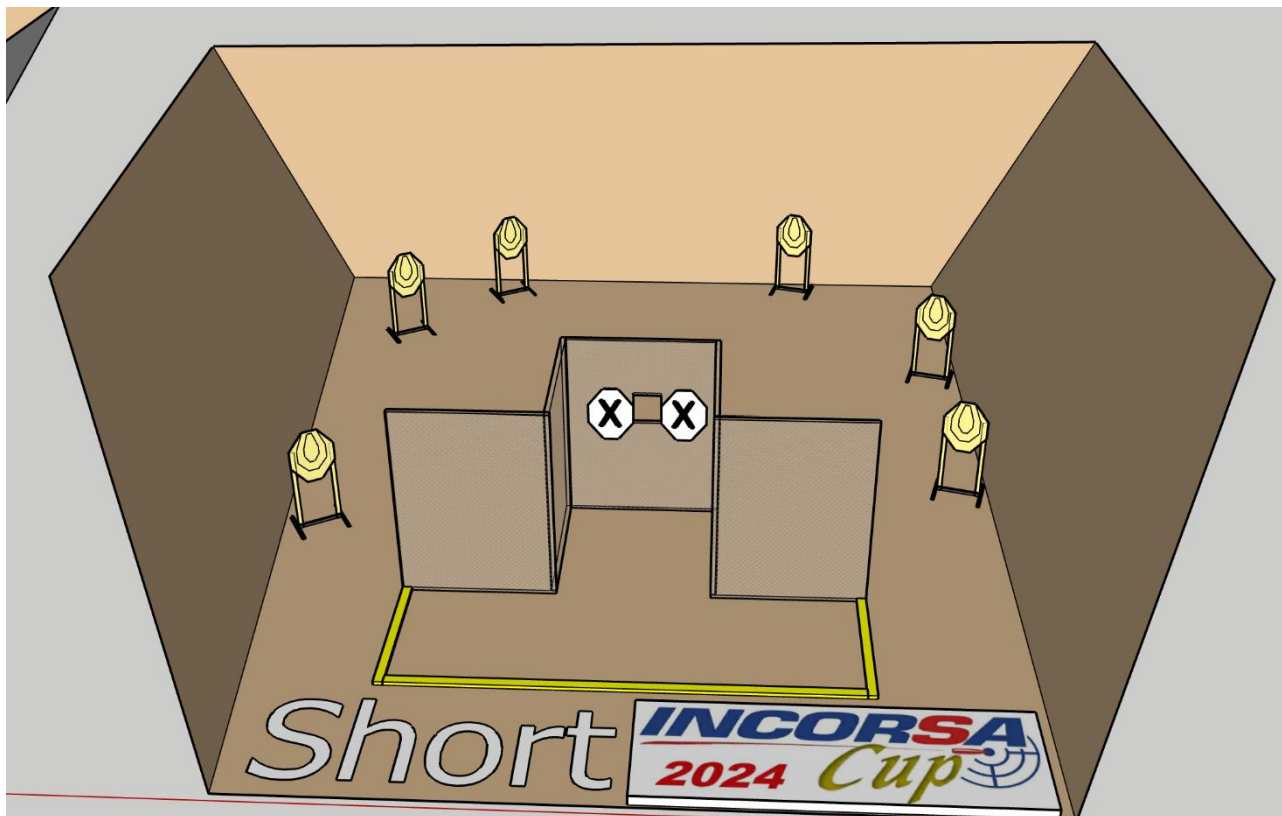


Targets	IPSC Targets	11
	IPSC Mini Poppers	1
Number of rounds to be scored	23	
Handgun Ready Condition		
Start Position	Standing within the designated area as demonstrated	
Time Starts	Audible signal	
Procedure	At the start signal, engage targets. Mini Popper activates moving target. Target remains visible at rest.	
Briefing	Safety angles – 90° left, 90° right, and top of the backstop. We will start scoring while you're still shooting. You can send your delegate with us to verify your scores.	



Incorsa Cup 2024

Stage 4

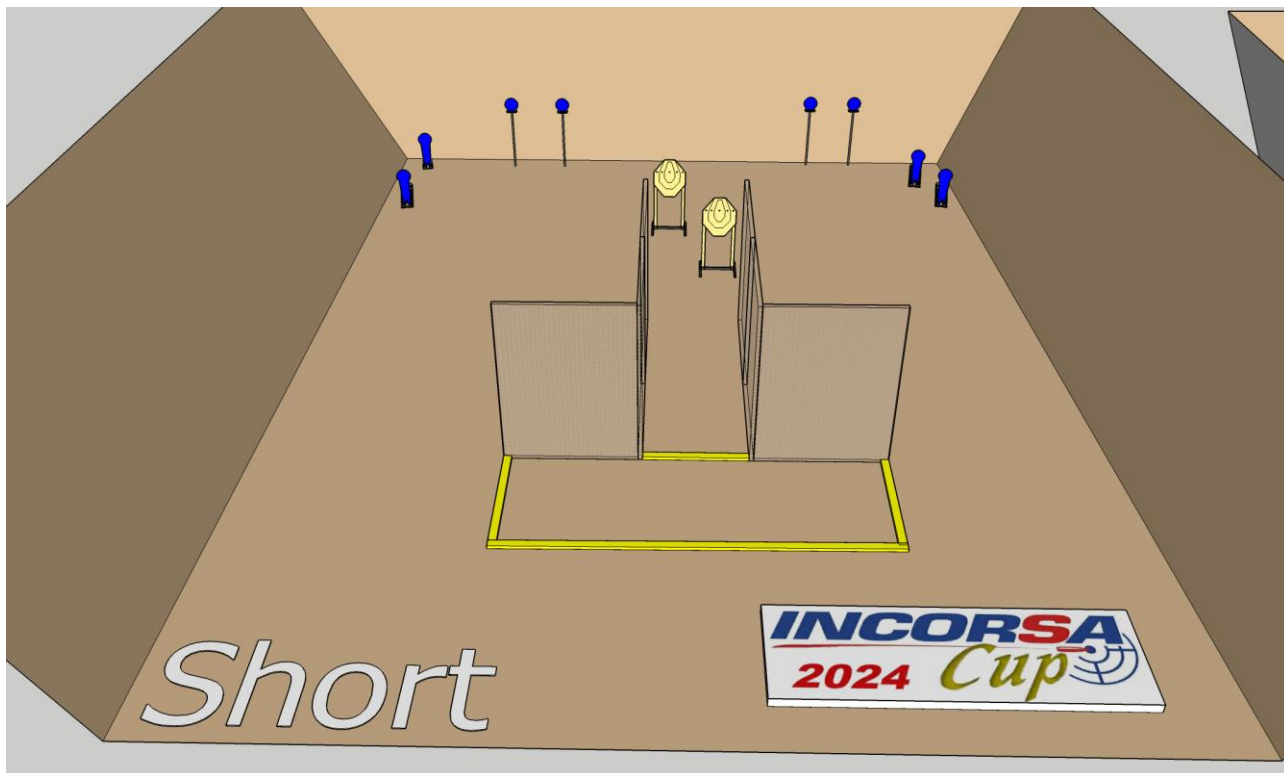


Targets	IPSC Targets	6
	No Shoots	2
Number of rounds to be scored	12	
Handgun Ready Condition		
Start Position	Standing within the designated area as demonstrated	
Time Starts	Audible signal	
Procedure	At the start signal, engage targets.	
Briefing	Safety angles – 90° left, 90° right, and top of the backstop. We will start scoring while you're still shooting. You can send your delegate with us to verify your scores.	



Incorsa Cup 2024

Stage 5



Targets	IPSC Targets	2
	IPSC Mini Poppers	4
	IPSC Metal Plates	4
Number of rounds to be scored	12	
Handgun Ready Condition	Handgun holstered, chamber and magwell empty	
Start Position	Standing within the designated area as demonstrated	
Time Starts	Audible signal	
Procedure	At the start signal, engage targets	
Briefing	Safety angles – 90° left, 90° right, and top of the backstop. We will start scoring while you're still shooting. You can send your delegate with us to verify your scores.	



Incorsa Cup 2024

Stage 6

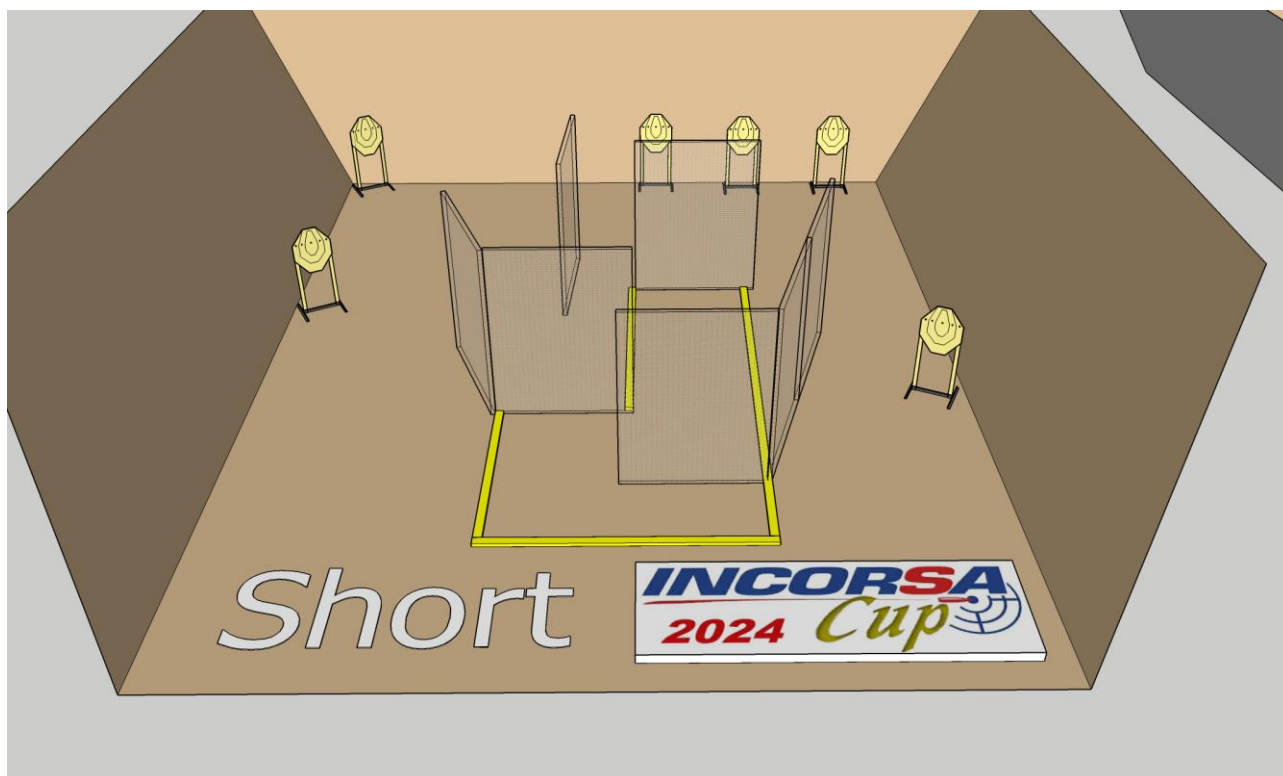


Targets	IPSC Targets	6
Number of rounds to be scored	12	
Handgun Ready Condition		
Start Position	Standing within the designated area as demonstrated	
Time Starts	Audible signal	
Procedure	At the start signal, engage targets using strong hand only	
Briefing	Safety angles – 90° left, 90° right, and top of the backstop. We will start scoring while you're still shooting. You can send your delegate with us to verify your scores.	



Incorsa Cup 2024

Stage 7

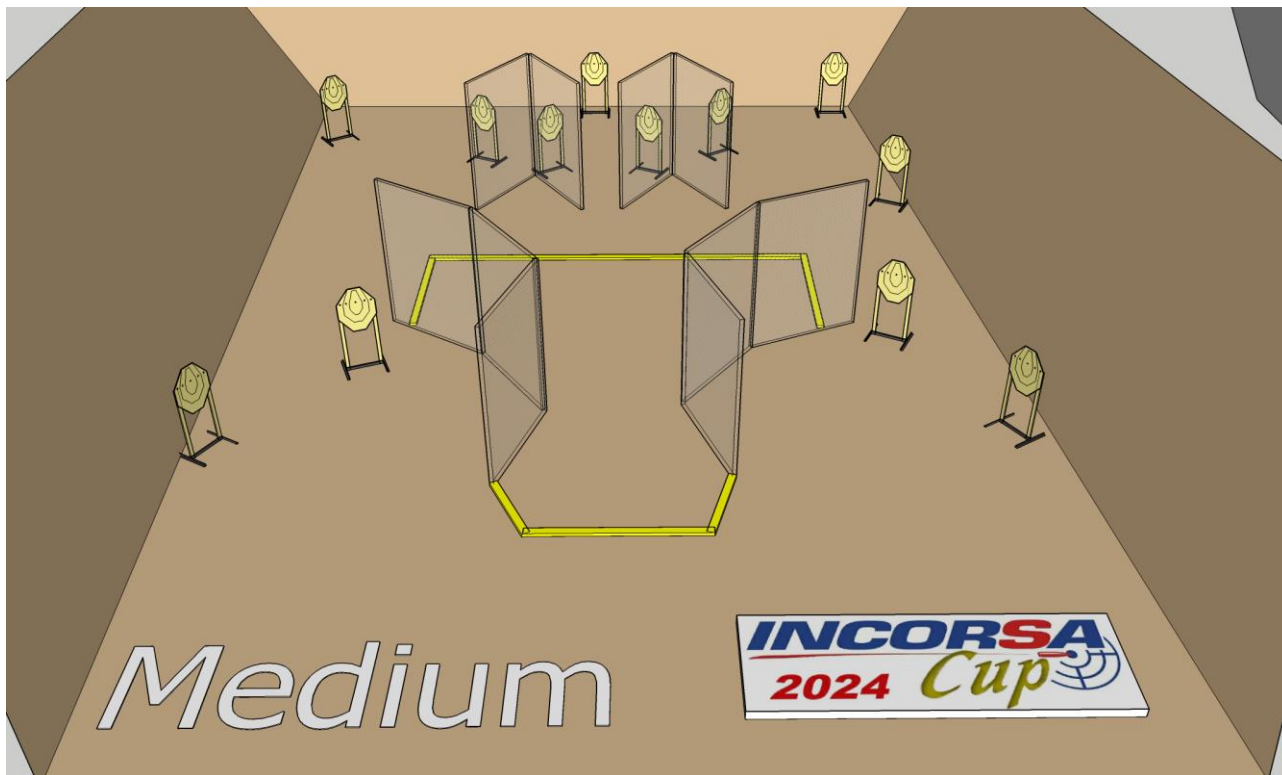


Targets	IPSC Targets	6
Number of rounds to be scored	12	
Handgun Ready Condition		
Start Position	Standing within the designated area as demonstrated	
Time Starts	Audible signal	
Procedure	At the start signal, engage targets	
Briefing	Safety angles – 90° left, 90° right, and top of the backstop. We will start scoring while you're still shooting. You can send your delegate with us to verify your scores.	



Incorsa Cup 2024

Stage 8

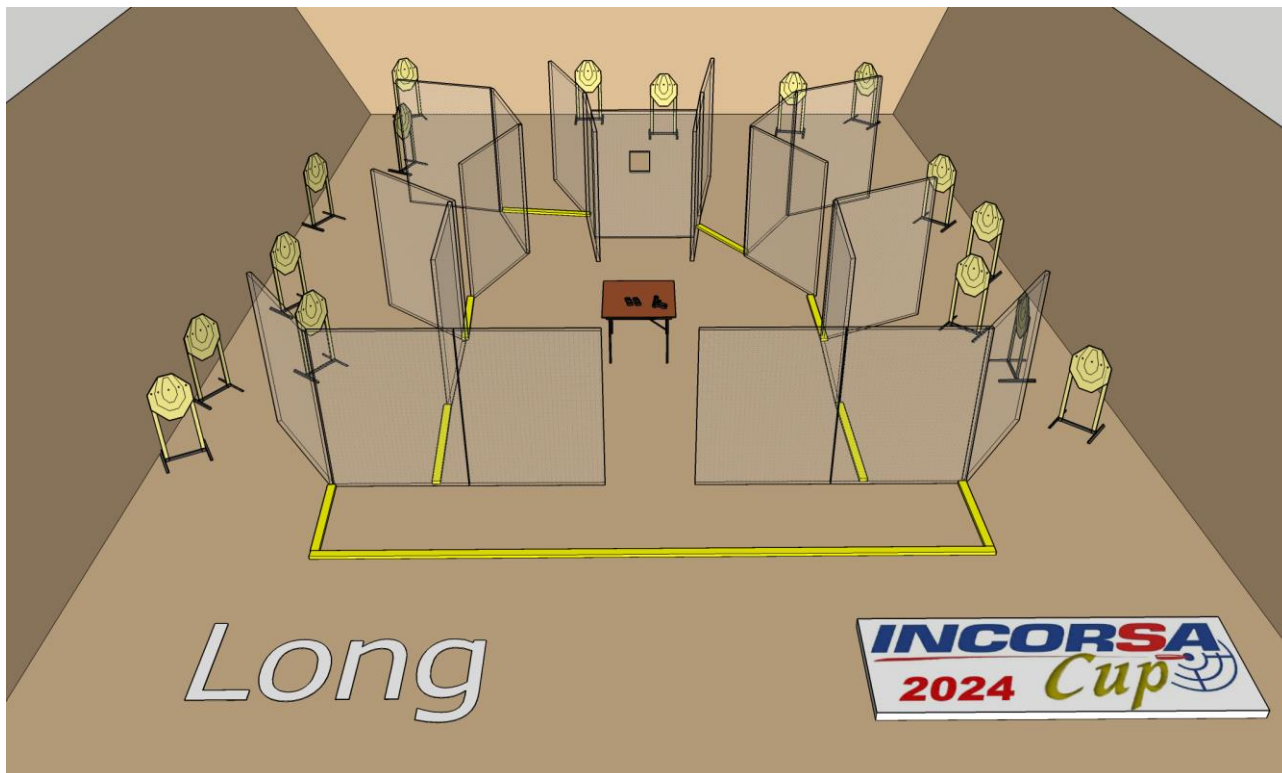


Targets	IPSC Targets	12
Number of rounds to be scored	24	
Handgun Ready Condition		
Start Position	Standing within the designated area as demonstrated	
Time Starts	Audible signal	
Procedure	At the start signal, engage targets	
Briefing	Safety angles – 90° left, 90° right, and top of the backstop. We will start scoring while you're still shooting. You can send your delegate with us to verify your scores.	



Incorsa Cup 2024

Stage 9

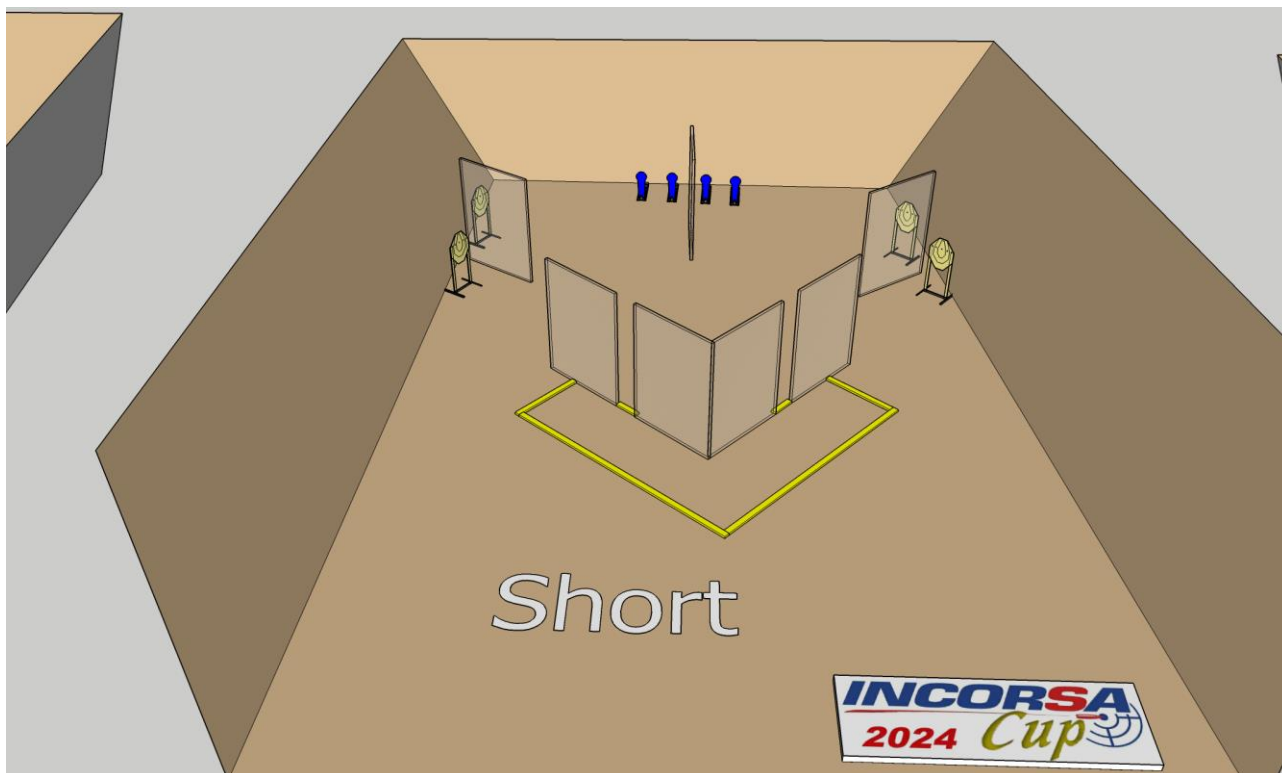


Targets	IPSC Targets	16
Number of rounds to be scored	32	
Handgun Ready Condition	Handgun is on the table on the marker, muzzle is pointed downrange, handgun with empty chamber and empty magwell. All needed magazines are on the table	
Start Position	Standing within the designated area as demonstrated	
Time Starts	Audible signal	
Procedure	At the start signal, engage targets	
Briefing	Safety angles – 90° left, 90° right, and top of the backstop. We will start scoring while you're still shooting. You can send your delegate with us to verify your scores.	



Incorsa Cup 2024

Stage 10

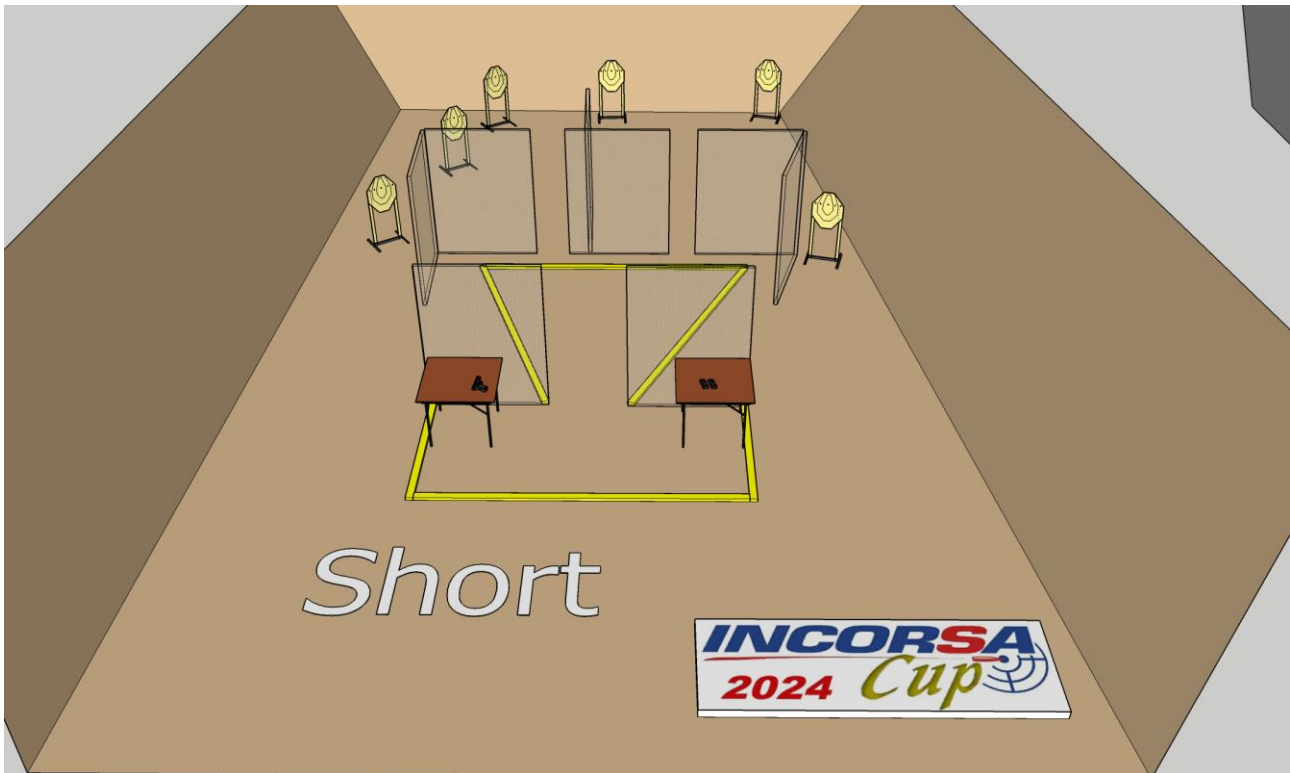


Targets	IPSC Targets	4
	IPSC Metal Plates	4
Number of rounds to be scored	12	
Handgun Ready Condition		
Start Position	Standing within the designated area as demonstrated	
Time Starts	Audible signal	
Procedure	At the start signal, engage targets	
Briefing	Safety angles – 90° left, 90° right, and top of the backstop. We will start scoring while you're still shooting. You can send your delegate with us to verify your scores.	



Incorsa Cup 2024

Stage 11

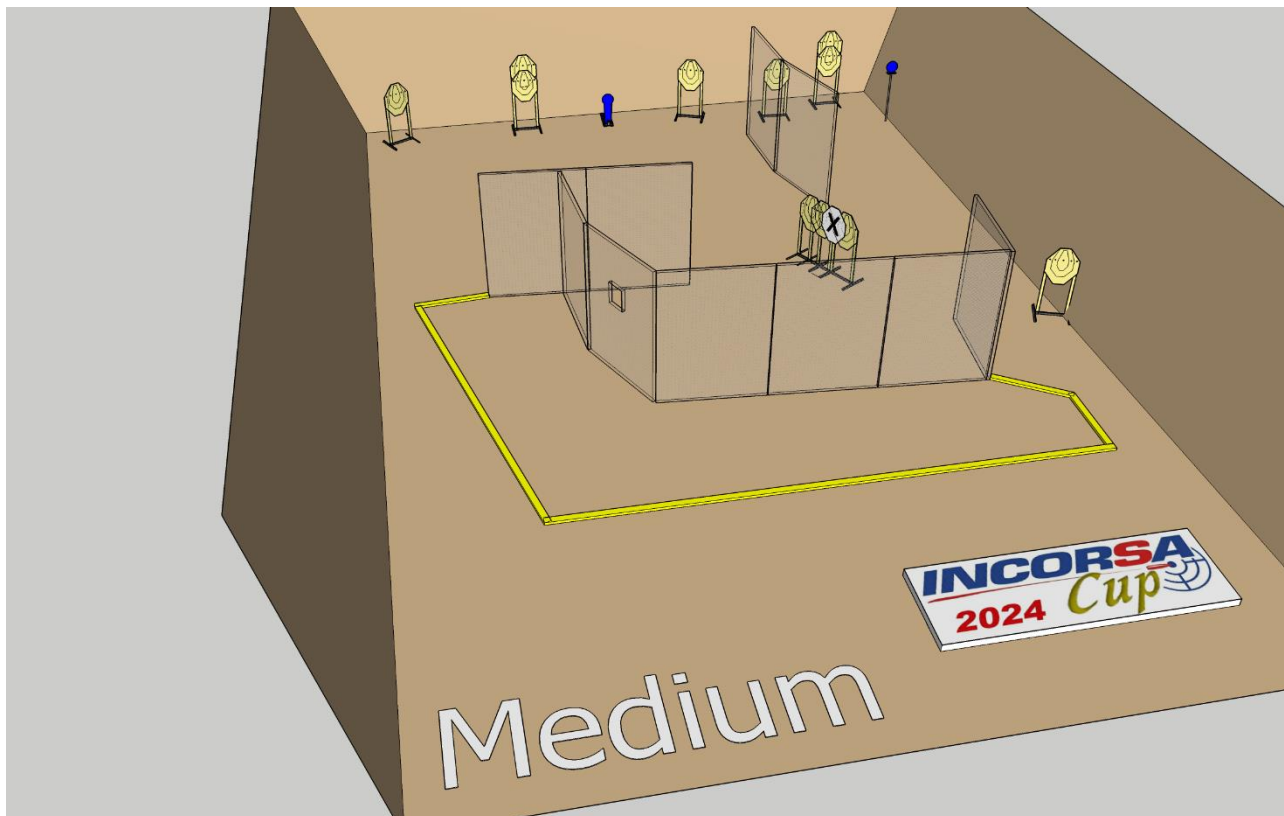


Targets	IPSC Targets	6
Number of rounds to be scored	12	
Handgun Ready Condition	Handgun is on one of the table on the marker, muzzle is pointed downrange, handgun with empty chamber and empty magwell. All needed magazines are on another table	
Start Position	Standing within the designated area as demonstrated	
Time Starts	Audible signal	
Procedure	At the start signal, engage targets	
Briefing	Safety angles – 90° left, 90° right, and top of the backstop. We will start scoring while you're still shooting. You can send your delegate with us to verify your scores.	



Incorsa Cup 2024

Stage 12



Targets	IPSC Targets	11
	IPSC Mini Poppers	1
	IPSC Metal Plates	
	No Shoots	1
Number of rounds to be scored	24	
Handgun Ready Condition		
Start Position	Standing within the designated area as demonstrated	
Time Starts	Audible signal	
Procedure	At the start signal, engage targets	
Briefing	Safety angles – 90° left, 90° right, and top of the backstop. We will start scoring while you're still shooting. You can send your delegate with us to verify your scores.	