

OPEN -- Overall Stage Results

Incorsa Cup 2010

Printed czerwiec 12, 2010 at 16:06



Stage 1 -- 1

	PTS	TIME	HIT FACTOR	STAGE POINTS	STAGE PERCENT	COMPETITOR # Name
1	22	6,48	3,3951	40,0000	100,00	96 Szabo, Alex
2	26	7,69	3,3810	39,8345	99,59	45 Wylon, Marcin
3	28	9,18	3,0501	35,9358	89,84	97 Chudoba, Michal
4	0	8,78	0,0000	0,0000	0,00	7 Wloczewski, Adam
5	0	6,59	0,0000	0,0000	0,00	44 Wylon, Marek

STANDARD -- Overall Stage Results**Incorsa Cup 2010**

Printed czerwiec 12, 2010 at 16:06

**Stage 1 -- 1**

	PTS	TIME	HIT FACTOR	STAGE POINTS	STAGE PERCENT	COMPETITOR # Name
1	35	7,57	4,6235	40,0000	100,00	3 Sioda, Wieslaw
2	38	10,60	3,5849	31,0146	77,54	37 Noga, Tadeusz
3	33	10,14	3,2544	28,1555	70,39	79 Znamirowski, Slawomir
4	36	12,20	2,9508	25,5288	63,82	90 Gaweda, Boguslaw
5	31	11,49	2,6980	23,3415	58,35	98 Sanecznik, Krzysztof
6	24	9,24	2,5974	22,4712	56,18	10 Bojanowski, Piotr
7	26	10,72	2,4254	20,9829	52,46	76 Nadvornik, Milan
8	34	15,89	2,1397	18,5116	46,28	15 Schuppik, Dariusz
9	31	14,66	2,1146	18,2943	45,74	86 Golab, Tadeusz
10	19	9,27	2,0496	17,7322	44,33	58 Widla, Radoslaw
11	20	9,91	2,0182	17,4600	43,65	6 Karas, Rafal
12	21	10,63	1,9755	17,0913	42,73	50 Michalowski, Krzysztof
13	35	18,81	1,8607	16,0978	40,24	39 Laskowska, Jadwiga
14	18	9,70	1,8557	16,0542	40,14	30 Madajewski, Leszek
15	32	17,73	1,8049	15,6145	39,04	85 Kuc, Maciej
16	19	12,41	1,5310	13,2455	33,11	29 Bieniasz, Grzegorz
17	26	17,17	1,5143	13,1006	32,75	14 Miksza, Maciej
18	28	21,21	1,3201	11,4210	28,55	63 Dabrowski, Juliusz
19	17	16,74	1,0155	8,7858	21,96	13 Czapla, Aleksandra
20	18	18,66	0,9646	8,3454	20,86	81 Sioda, Katarzyna
21	14	14,88	0,9409	8,1398	20,35	40 Sowa, Tomasz
22	10	12,86	0,7776	6,7274	16,82	5 Baluszynska, Agnieszka
23	3	6,12	0,4902	4,2409	10,60	42 Braun, Juergen
24	3	13,40	0,2239	1,9369	4,84	65 Staszkievicz, Robert
25	0	0,00	0,0000	0,0000	0,00	24 Patena, Pawel
26	0	0,00	0,0000	0,0000	0,00	2 Dymacz, Adam
27	0	0,00	0,0000	0,0000	0,00	80 Znamirowski, Jerzy
28	0	20,89	0,0000	0,0000	0,00	62 Gizinski, Zdzislaw
29	0	9,41	0,0000	0,0000	0,00	48 Burzec, Wieslaw
30	0	9,61	0,0000	0,0000	0,00	22 Cichacz, Wlodzimierz
31	0	0,00	0,0000	0,0000	0,00	21 Michalik, Stanislaw
32	0	11,43	0,0000	0,0000	0,00	31 Koput, Jurand

PRODUCTION -- Overall Stage Results**Incorsa Cup 2010**

Printed czerwiec 12, 2010 at 16:06

**Stage 1 -- 1**

	PTS	TIME	HIT FACTOR	STAGE POINTS	STAGE PERCENT	COMPETITOR # Name
1	32	7,04	4,5455	40,0000	100,00	54 Palka, Jan
2	32	8,38	3,8186	33,6038	84,01	46 Kwiecien, Stanislaw
3	32	8,59	3,7253	32,7823	81,96	56 Sciranka, Martin
4	34	13,23	2,5699	22,6153	56,54	69 Mecwel, Przemyslaw
5	24	9,88	2,4291	21,3765	53,44	78 Manolevski, Michael
6	34	14,60	2,3288	20,4931	51,23	17 Gdowski, Jacek
7	26	11,32	2,2968	20,2120	50,53	8 Kucharski, Tomasz
8	30	13,20	2,2727	20,0000	50,00	12 Gorski, Dominik
9	28	12,33	2,2709	19,9838	49,96	67 Grabarczyk, Jacek
10	32	14,16	2,2599	19,8870	49,72	84 Jarosz, Rafal
11	30	13,62	2,2026	19,3833	48,46	28 Poniedzialek, Piotr
12	30	13,71	2,1882	19,2560	48,14	70 Ozorowski, Pawel
13	28	12,98	2,1572	18,9831	47,46	94 Ciurzynski, Pawel
14	22	10,28	2,1401	18,8327	47,08	57 Karnis, Peter
15	28	13,09	2,1390	18,8235	47,06	16 Soltys, Maciej
16	28	13,91	2,0129	17,7139	44,28	91 Chrobok, Piotr
17	21	10,66	1,9700	17,3358	43,34	34 Kapral, Wojtech
18	28	14,25	1,9649	17,2912	43,23	11 Cnotliwy, Slawomir
19	18	9,35	1,9251	16,9412	42,35	35 Spychala, Maciek
20	20	10,41	1,9212	16,9068	42,27	43 Schmidt, Tino
21	28	14,67	1,9087	16,7962	41,99	83 Miklaszewski, Robert
22	36	19,26	1,8692	16,4486	41,12	88 Weglarczyk, Mariusz
23	34	19,15	1,7755	15,6240	39,06	82 Gadek, Wojciech
24	30	17,24	1,7401	15,3132	38,28	32 Kekus, Krzysztof
25	20	12,01	1,6653	14,6545	36,64	51 Malinowski, Michal
26	24	15,70	1,5287	13,4522	33,63	95 Simkiewicz, Tomasz
27	13	8,75	1,4857	13,0743	32,69	64 Chrastny, Martin
28	32	21,55	1,4849	13,0673	32,67	33 Kucharski, Leszek
29	15	10,57	1,4191	12,4882	31,22	23 Kubicz, Zbigniew
30	26	19,48	1,3347	11,7454	29,36	77 Nadvornikova, Petra
31	15	11,56	1,2976	11,4187	28,55	66 Zalewski, Marcin
32	13	10,06	1,2922	11,3718	28,43	1 Topik, Marek
33	26	20,37	1,2764	11,2322	28,08	53 Bazala, Marcin
34	36	29,85	1,2060	10,6131	26,53	92 Chrobok, Zuzanna
35	24	25,96	0,9245	8,1356	20,34	36 Prokop, Katarzyna
36	16	19,58	0,8172	7,1910	17,98	89 Cias, Mikolaj
37	6	7,55	0,7947	6,9934	17,48	72 Wasilewski, Artur
38	10	17,55	0,5698	5,0142	12,54	19 Strag, Jan
39	12	22,25	0,5393	4,7461	11,87	52 Pilch, Janusz
40	5	15,64	0,3197	2,8133	7,03	74 Welna, Michal
41	4	16,57	0,2414	2,1243	5,31	49 Zawislak, Marek
42	4	16,99	0,2354	2,0718	5,18	71 Kaluza, Miroslaw
43	2	17,09	0,1170	1,0298	2,57	25 Pietak, Grzegorz
44	0	12,05	0,0000	0,0000	0,00	27 Polak, Andrzej
45	0	0,00	0,0000	0,0000	0,00	26 Dudek, Konrad
46	0	7,36	0,0000	0,0000	0,00	9 Marcinek, Pavel

PRODUCTION -- Overall Stage Results

Incorsa Cup 2010

Printed czerwiec 12, 2010 at 16:06




Stage 1 -- 1

	PTS	TIME	HIT FACTOR	STAGE POINTS	STAGE PERCENT	COMPETITOR # Name
47	0	10,69	0,0000	0,0000	0,00	20 Baluszynski, Grzegorz
48	0	20,62	0,0000	0,0000	0,00	87 Koprowski, Ryszard
49	0	20,23	0,0000	0,0000	0,00	59 Bekier, Piotr
50	0	12,79	0,0000	0,0000	0,00	55 Kaczova, Miriam
51	0	14,45	0,0000	0,0000	0,00	68 Zawodny, Bartlomiej
52	0	14,04	0,0000	0,0000	0,00	75 Viglasky, Anton
53	0	12,65	0,0000	0,0000	0,00	47 Kowalski, Cezary
54	0	0,00	0,0000	0,0000	0,00	4 Mysiak, Stefan
55	0	0,00	0,0000	0,0000	0,00	73 Konik, Slawomir
56	0	14,78	0,0000	0,0000	0,00	41 Siuda, Krzysztof
57	0	21,12	0,0000	0,0000	0,00	18 Strag, Mateusz

OPEN -- Overall Stage Results

Incorsa Cup 2010

Printed czerwiec 12, 2010 at 16:06



Stage 2 -- 2

	PTS	TIME	HIT FACTOR	STAGE POINTS	STAGE PERCENT	COMPETITOR # Name
1	61	11,40	5,3509	80,0000	100,00	96 Szabo, Alex
2	49	10,66	4,5966	68,7233	85,90	44 Wylon, Marek
3	45	11,42	3,9405	58,9130	73,64	97 Chudoba, Michal
4	62	16,16	3,8366	57,3608	71,70	7 Wloczewski, Adam
5	61	16,85	3,6202	54,1246	67,66	45 Wylon, Marcin

STANDARD -- Overall Stage Results**Incorsa Cup 2010**

Printed czerwiec 12, 2010 at 16:06

**Stage 2 -- 2**

	PTS	TIME	HIT FACTOR	STAGE POINTS	STAGE PERCENT	COMPETITOR # Name
1	62	11,18	5,5456	80,0000	100,00	42 Braun, Juergen
2	71	13,13	5,4075	78,0070	97,51	98 Sanecznik, Krzysztof
3	78	15,07	5,1758	74,6658	93,33	90 Gaweda, Boguslaw
4	72	14,57	4,9417	71,2874	89,11	10 Bojanowski, Piotr
5	64	13,31	4,8084	69,3653	86,71	50 Michalowski, Krzysztof
6	67	13,97	4,7960	69,1860	86,48	6 Karas, Rafal
7	65	14,44	4,5014	64,9361	81,17	30 Madajewski, Leszek
8	74	17,96	4,1203	59,4382	74,30	15 Schuppik, Dariusz
9	74	19,54	3,7871	54,6320	68,29	14 Miksza, Maciej
10	64	19,19	3,3351	48,1111	60,14	63 Dabrowski, Juliusz
11	60	18,56	3,2328	46,6352	58,29	86 Golab, Tadeusz
12	46	14,36	3,2033	46,2108	57,76	40 Sowa, Tomasz
13	52	16,96	3,0660	44,2301	55,29	65 Staszkiwicz, Robert
14	59	19,95	2,9574	42,6628	53,33	48 Burzec, Wieslaw
15	46	16,81	2,7365	39,4757	49,34	37 Noga, Tadeusz
16	35	13,36	2,6198	37,7922	47,24	3 Sioda, Wieslaw
17	45	17,57	2,5612	36,9471	46,18	31 Koput, Jurand
18	37	16,00	2,3125	33,3597	41,70	29 Bieniasz, Grzegorz
19	40	19,23	2,0801	30,0069	37,51	5 Baluszynska, Agnieszka
20	31	15,02	2,0639	29,7736	37,22	76 Nadvornik, Milan
21	50	25,21	1,9833	28,6113	35,76	39 Laskowska, Jadwiga
22	32	20,91	1,5304	22,0768	27,60	22 Cichacz, Wlodzimierz
23	18	14,01	1,2848	18,5342	23,17	58 Widla, Radoslaw
24	22	18,39	1,1963	17,2576	21,57	81 Sioda, Katarzyna
25	25	24,50	1,0204	14,7202	18,40	85 Kuc, Maciej
26	18	18,40	0,9783	14,1122	17,64	13 Czapla, Aleksandra
27	27	33,98	0,7946	11,4625	14,33	62 Gizinski, Zdzislaw
28	1	14,76	0,0678	0,9774	1,22	79 Znamirowski, Slawomir
29	0	0,00	0,0000	0,0000	0,00	24 Patena, Pawel
30	0	0,00	0,0000	0,0000	0,00	80 Znamirowski, Jerzy
31	0	0,00	0,0000	0,0000	0,00	2 Dymacz, Adam
32	0	0,00	0,0000	0,0000	0,00	21 Michalik, Stanislaw

PRODUCTION -- Overall Stage Results**Incorsa Cup 2010**

Printed czerwiec 12, 2010 at 16:06

**Stage 2 -- 2**

	PTS	TIME	HIT FACTOR	STAGE POINTS	STAGE PERCENT	COMPETITOR # Name
1	78	13,18	5,9181	80,0000	100,00	43 Schmidt, Tino
2	70	12,98	5,3929	72,9011	91,13	56 Sciranka, Martin
3	58	11,13	5,2111	70,4439	88,05	46 Kwiecien, Stanislaw
4	60	11,60	5,1724	69,9204	87,40	9 Marcinek, Pavel
5	70	13,65	5,1282	69,3228	86,65	54 Palka, Jan
6	72	15,18	4,7431	64,1168	80,15	72 Wasilewski, Artur
7	68	14,81	4,5915	62,0676	77,58	69 Mecwel, Przemyslaw
8	72	15,76	4,5685	61,7571	77,20	64 Chrastny, Martin
9	64	14,47	4,4229	59,7891	74,74	57 Karnis, Peter
10	64	14,77	4,3331	58,5747	73,22	34 Kapral, Wojtech
11	66	16,27	4,0565	54,8362	68,55	23 Kubicz, Zbigniew
12	58	14,42	4,0222	54,3718	67,96	78 Manolevski, Michael
13	56	13,97	4,0086	54,1879	67,73	20 Baluszynski, Grzegorz
14	74	19,07	3,8804	52,4556	65,57	82 Gadek, Wojciech
15	54	14,78	3,6536	49,3890	61,74	75 Viglasky, Anton
16	58	17,07	3,3978	45,9309	57,41	68 Zawodny, Bartlomiej
17	44	13,27	3,3157	44,8221	56,03	88 Weglarczyk, Mariusz
18	66	20,88	3,1609	42,7291	53,41	47 Kowalski, Cezary
19	58	18,51	3,1334	42,3577	52,95	51 Malinowski, Michal
20	58	18,59	3,1200	42,1754	52,72	8 Kucharski, Tomasz
21	64	20,89	3,0637	41,4145	51,77	49 Zawislak, Marek
22	70	23,78	2,9437	39,7921	49,74	12 Gorski, Dominik
23	66	22,47	2,9372	39,7056	49,63	17 Gdowski, Jacek
24	44	15,98	2,7534	37,2209	46,53	66 Zalewski, Marcin
25	60	21,91	2,7385	37,0186	46,27	91 Chrobok, Piotr
26	60	21,97	2,7310	36,9175	46,15	87 Koprowski, Ryszard
27	70	26,12	2,6799	36,2273	45,28	52 Pilch, Janusz
28	54	20,67	2,6125	35,3154	44,14	84 Jarosz, Rafal
29	60	23,60	2,5424	34,3677	42,96	53 Bazala, Marcin
30	40	16,65	2,4024	32,4756	40,59	89 Cias, Mikołaj
31	74	32,17	2,3003	31,0951	38,87	27 Polak, Andrzej
32	39	18,96	2,0570	27,8059	34,76	94 Ciurzynski, Pawel
33	54	26,81	2,0142	27,2275	34,03	25 Pietak, Grzegorz
34	46	23,11	1,9905	26,9072	33,63	11 Cnotliwy, Slawomir
35	33	16,68	1,9784	26,7441	33,43	35 Spychala, Maciek
36	64	36,09	1,7733	23,9720	29,96	19 Strag, Jan
37	52	29,67	1,7526	23,6917	29,61	71 Kaluza, Miroslaw
38	74	43,87	1,6868	22,8021	28,50	33 Kucharski, Leszek
39	40	24,79	1,6136	21,8119	27,26	67 Grabarczyk, Jacek
40	48	34,10	1,4076	19,0282	23,79	32 Kekus, Krzysztof
41	32	23,21	1,3787	18,6374	23,30	83 Miklaszewski, Robert
42	41	30,13	1,3608	18,3948	22,99	16 Soltys, Maciej
43	24	18,08	1,3274	17,9442	22,43	70 Ozorowski, Pawel
44	28	31,43	0,8909	12,0427	15,05	74 Welna, Michal
45	25	29,15	0,8576	11,5934	14,49	28 Poniedzialek, Piotr
46	26	33,00	0,7879	10,6505	13,31	92 Chrobok, Zuzanna

PRODUCTION -- Overall Stage Results

Incorsa Cup 2010

Printed czerwiec 12, 2010 at 16:06



Stage 2 -- 2

	PTS	TIME	HIT FACTOR	STAGE POINTS	STAGE PERCENT	COMPETITOR # Name
47	13	24,04	0,5408	7,3100	9,14	59 Bekier, Piotr
48	15	35,02	0,4283	5,7901	7,24	77 Nadvornikova, Petra
49	7	20,98	0,3337	4,5103	5,64	55 Kaczova, Miriam
50	12	41,10	0,2920	3,9468	4,93	18 Strag, Mateusz
51	8	46,99	0,1702	2,3014	2,88	36 Prokop, Katarzyna
52	2	27,92	0,0716	0,9683	1,21	95 Simkiewicz, Tomasz
53	0	0,00	0,0000	0,0000	0,00	4 Mysiak, Stefan
54	0	0,00	0,0000	0,0000	0,00	26 Dudek, Konrad
55	0	18,03	0,0000	0,0000	0,00	1 Topik, Marek
56	0	16,23	0,0000	0,0000	0,00	41 Siuda, Krzysztof
57	0	0,00	0,0000	0,0000	0,00	73 Konik, Slawomir

OPEN -- Overall Stage Results

Incorsa Cup 2010

Printed czerwiec 12, 2010 at 16:06



Stage 3 -- 3

	PTS	TIME	HIT FACTOR	STAGE POINTS	STAGE PERCENT	COMPETITOR # Name
1	131	21,68	6,0424	140,0000	100,00	44 Wylon, Marek
2	135	24,45	5,5215	127,9296	91,38	45 Wylon, Marcin
3	115	21,12	5,4451	126,1595	90,11	96 Szabo, Alex
4	122	38,65	3,1565	73,1352	52,24	7 Wloczewski, Adam
5	112	38,27	2,9266	67,8072	48,43	97 Chudoba, Michal

STANDARD -- Overall Stage Results**Incorsa Cup 2010**

Printed czerwiec 12, 2010 at 16:06

**Stage 3 -- 3**

	PTS	TIME	HIT FACTOR	STAGE POINTS	STAGE PERCENT	COMPETITOR # Name
1	133	19,70	6,7513	140,0000	100,00	3 Sioda, Wieslaw
2	131	22,68	5,7760	119,7763	85,55	90 Gaweda, Boguslaw
3	105	19,45	5,3985	111,9470	79,96	42 Braun, Juergen
4	128	26,50	4,8302	100,1629	71,54	10 Bojanowski, Piotr
5	134	28,70	4,6690	96,8201	69,16	86 Golab, Tadeusz
6	118	25,51	4,6256	95,9211	68,52	76 Nadvornik, Milan
7	134	31,07	4,3128	89,4347	63,88	79 Znamirovski, Slawomir
8	98	23,42	4,1845	86,7724	61,98	58 Widla, Radoslaw
9	112	26,89	4,1651	86,3714	61,69	98 Sanecznik, Krzysztof
10	94	23,65	3,9746	82,4213	58,87	50 Michalowski, Krzysztof
11	107	29,98	3,5690	74,0107	52,86	5 Baluszynska, Agnieszka
12	118	33,42	3,5308	73,2181	52,30	22 Cichacz, Wlodzimierz
13	123	35,50	3,4648	71,8488	51,32	37 Noga, Tadeusz
14	128	39,85	3,2120	66,6077	47,58	31 Koput, Jurand
15	103	33,06	3,1155	64,6066	46,15	14 Miksza, Maciej
16	98	31,70	3,0915	64,1076	45,79	48 Burzec, Wieslaw
17	123	43,48	2,8289	58,6622	41,90	15 Schupplik, Dariusz
18	129	46,36	2,7826	57,7017	41,22	39 Laskowska, Jadwiga
19	114	44,24	2,5769	53,4358	38,17	81 Sioda, Katarzyna
20	87	35,27	2,4667	51,1513	36,54	6 Karas, Rafal
21	112	45,49	2,4621	51,0558	36,47	29 Bieniasz, Grzegorz
22	80	32,93	2,4294	50,3780	35,98	63 Dabrowski, Juliusz
23	92	41,44	2,2201	46,0374	32,88	85 Kuc, Maciej
24	67	32,23	2,0788	43,1079	30,79	30 Madajewski, Leszek
25	68	36,85	1,8453	38,2661	27,33	65 Staszkiwicz, Robert
26	56	42,52	1,3170	27,3110	19,51	40 Sowa, Tomasz
27	50	40,12	1,2463	25,8435	18,46	13 Czapla, Aleksandra
28	49	69,80	0,7020	14,5574	10,40	62 Gizinski, Zdzislaw
29	0	0,00	0,0000	0,0000	0,00	21 Michalik, Stanislaw
30	0	0,00	0,0000	0,0000	0,00	2 Dymacz, Adam
31	0	0,00	0,0000	0,0000	0,00	80 Znamirovski, Jerzy
32	0	75,44	0,0000	0,0000	0,00	24 Patena, Pawel

PRODUCTION -- Overall Stage Results**Incorsa Cup 2010**

Printed czerwiec 12, 2010 at 16:06

**Stage 3 -- 3**

	PTS	TIME	HIT FACTOR	STAGE POINTS	STAGE PERCENT	COMPETITOR # Name
1	128	20,24	6,3241	140,0000	100,00	56 Sciranka, Martin
2	130	21,40	6,0748	134,4801	96,06	43 Schmidt, Tino
3	115	22,27	5,1639	114,3158	81,65	54 Palka, Jan
4	110	21,71	5,0668	112,1661	80,12	35 Sychala, Maciek
5	118	23,50	5,0213	111,1585	79,40	34 Kapral, Wojtech
6	113	24,76	4,5638	101,0314	72,17	9 Marcinek, Pavel
7	124	27,27	4,5471	100,6619	71,90	78 Manolevski, Michael
8	100	23,22	4,3066	95,3381	68,10	64 Chrastny, Martin
9	116	28,77	4,0320	89,2579	63,76	57 Karnis, Peter
10	104	25,88	4,0185	88,9606	63,54	72 Wasilewski, Artur
11	119	30,55	3,8953	86,2312	61,59	82 Gadek, Wojciech
12	107	28,26	3,7863	83,8186	59,87	51 Malinowski, Michal
13	108	28,98	3,7267	82,5000	58,93	83 Miklaszewski, Robert
14	122	33,74	3,6159	80,0467	57,18	12 Gorski, Dominik
15	97	28,11	3,4507	76,3905	54,56	41 Siuda, Krzysztof
16	124	36,55	3,3926	75,1040	53,65	70 Ozorowski, Pawel
17	118	34,97	3,3743	74,6990	53,36	8 Kucharski, Tomasz
18	92	27,39	3,3589	74,3574	53,11	69 Mecwel, Przemyslaw
19	136	42,18	3,2243	71,3774	50,98	52 Pilch, Janusz
20	115	35,73	3,2186	71,2514	50,89	75 Viglasky, Anton
21	79	25,14	3,1424	69,5649	49,69	46 Kwiecien, Stanislaw
22	86	27,71	3,1036	68,7053	49,08	20 Baluszynski, Grzegorz
23	111	36,02	3,0816	68,2194	48,73	66 Zalewski, Marcin
24	94	31,98	2,9393	65,0696	46,48	94 Ciurzynski, Pawel
25	93	32,17	2,8909	63,9971	45,71	89 Cias, Mikolaj
26	128	48,55	2,6365	58,3646	41,69	27 Polak, Andrzej
27	126	48,85	2,5793	57,0998	40,79	77 Nadvornikova, Petra
28	112	43,57	2,5706	56,9061	40,65	1 Topik, Marek
29	90	36,60	2,4590	54,4365	38,88	88 Weglarczyk, Mariusz
30	116	47,99	2,4172	53,5101	38,22	16 Soltys, Maciej
31	106	44,20	2,3982	53,0899	37,92	68 Zawodny, Bartlomiej
32	132	55,55	2,3762	52,6040	37,57	17 Gdowski, Jacek
33	89	39,36	2,2612	50,0569	35,75	67 Grabarczyk, Jacek
34	105	46,54	2,2561	49,9449	35,67	28 Poniedzialek, Piotr
35	92	40,85	2,2521	49,8568	35,61	91 Chrobok, Piotr
36	103	45,74	2,2519	49,8505	35,61	11 Cnotliwy, Slawomir
37	65	30,30	2,1452	47,4897	33,92	53 Bazala, Marcin
38	74	35,18	2,1035	46,5655	33,26	23 Kubicz, Zbigniew
39	80	38,48	2,0790	46,0239	32,87	95 Simkiewicz, Tomasz
40	101	50,38	2,0048	44,3805	31,70	71 Kaluza, Miroslaw
41	130	65,39	1,9881	44,0109	31,44	33 Kucharski, Leszek
42	73	39,91	1,8291	40,4920	28,92	84 Jarosz, Rafal
43	81	54,23	1,4936	33,0654	23,62	74 Welna, Michal
44	59	42,07	1,4024	31,0462	22,18	49 Zawislak, Marek
45	87	62,67	1,3882	30,7318	21,95	32 Kekus, Krzysztof
46	81	60,89	1,3303	29,4488	21,03	87 Koprowski, Ryszard

PRODUCTION -- Overall Stage Results

Incorsa Cup 2010

Printed czerwiec 12, 2010 at 16:06




Stage 3 -- 3

	PTS	TIME	HIT FACTOR	STAGE POINTS	STAGE PERCENT	COMPETITOR # Name
47	79	63,05	1,2530	27,7377	19,81	47 Kowalski, Cezary
48	68	54,83	1,2402	27,4549	19,61	55 Kaczova, Miriam
49	97	80,75	1,2012	26,5924	18,99	19 Strag, Jan
50	82	70,37	1,1653	25,7961	18,43	25 Pietak, Grzegorz
51	39	48,85	0,7984	17,6737	12,62	59 Bekier, Piotr
52	46	66,47	0,6920	15,3201	10,94	92 Chrobok, Zuzanna
53	39	69,04	0,5649	12,5053	8,93	18 Strag, Mateusz
54	23	64,86	0,3546	7,8502	5,61	36 Prokop, Katarzyna
55	0	0,00	0,0000	0,0000	0,00	26 Dudek, Konrad
56	0	0,00	0,0000	0,0000	0,00	4 Mysiak, Stefan
57	0	0,00	0,0000	0,0000	0,00	73 Konik, Slawomir

OPEN -- Overall Stage Results

Incorsa Cup 2010

Printed czerwiec 12, 2010 at 16:06



Stage 4 -- 4

	PTS	TIME	HIT FACTOR	STAGE POINTS	STAGE PERCENT	COMPETITOR # Name
1	77	13,08	5,8869	80,0000	100,00	44 Wylon, Marek
2	72	14,95	4,8161	65,4483	81,81	96 Szabo, Alex
3	50	12,54	3,9872	54,1850	67,73	97 Chudoba, Michal
4	46	13,11	3,5088	47,6828	59,60	45 Wylon, Marcin
5	27	17,63	1,5315	20,8122	26,02	7 Wloczewski, Adam

STANDARD -- Overall Stage Results

Incorsa Cup 2010

Printed czerwiec 12, 2010 at 16:06



Stage 4 -- 4

	PTS	TIME	HIT FACTOR	STAGE POINTS	STAGE PERCENT	COMPETITOR # Name
1	78	12,65	6,1660	80,0000	100,00	90 Gaweda, Boguslaw
2	68	11,13	6,1096	79,2683	99,09	42 Braun, Juergen
3	59	10,01	5,8941	76,4722	95,59	30 Madajewski, Leszek
4	72	12,74	5,6515	73,3245	91,66	3 Sioda, Wieslaw
5	62	11,13	5,5705	72,2741	90,34	58 Widla, Radoslaw
6	64	11,85	5,4008	70,0725	87,59	76 Nadvornik, Milan
7	70	13,03	5,3722	69,7011	87,13	6 Karas, Rafal
8	66	12,50	5,2800	68,5046	85,63	98 Sanecznik, Krzysztof
9	72	15,26	4,7182	61,2158	76,52	10 Bojanowski, Piotr
10	58	13,18	4,4006	57,0951	71,37	48 Burzec, Wieslaw
11	65	15,23	4,2679	55,3732	69,22	40 Sowa, Tomasz
12	80	19,49	4,1047	53,2554	66,57	39 Laskowska, Jadwiga
13	76	18,81	4,0404	52,4216	65,53	14 Miksza, Maciej
14	54	13,83	3,9046	50,6591	63,32	86 Golab, Tadeusz
15	66	17,45	3,7822	49,0721	61,34	63 Dabrowski, Juliusz
16	76	21,36	3,5581	46,1634	57,70	37 Noga, Tadeusz
17	50	15,80	3,1646	41,0581	51,32	5 Baluszynska, Agnieszka
18	58	18,39	3,1539	40,9197	51,15	65 Staszkiwicz, Robert
19	44	13,98	3,1474	40,8349	51,04	22 Cichacz, Wlodzimierz
20	47	15,06	3,1208	40,4910	50,61	31 Koput, Jurand
21	56	18,42	3,0402	39,4443	49,31	81 Sioda, Katarzyna
22	52	17,35	2,9971	38,8857	48,61	85 Kuc, Maciej
23	54	18,15	2,9752	38,6014	48,25	29 Bieniasz, Grzegorz
24	58	20,12	2,8827	37,4012	46,75	79 Znamirowski, Slawomir
25	45	18,40	2,4457	31,7308	39,66	13 Czapla, Aleksandra
26	54	22,93	2,3550	30,5545	38,19	15 Schupplik, Dariusz
27	27	13,30	2,0301	26,3389	32,92	50 Michalowski, Krzysztof
28	60	44,08	1,3612	17,6602	22,08	62 Gizinski, Zdzislaw
29	0	26,52	0,0000	0,0000	0,00	24 Patena, Pawel
30	0	0,00	0,0000	0,0000	0,00	21 Michalik, Stanislaw
31	0	0,00	0,0000	0,0000	0,00	80 Znamirowski, Jerzy
32	0	0,00	0,0000	0,0000	0,00	2 Dymacz, Adam

PRODUCTION -- Overall Stage Results**Incorsa Cup 2010**

Printed czerwiec 12, 2010 at 16:06

**Stage 4 -- 4**

	PTS	TIME	HIT FACTOR	STAGE POINTS	STAGE PERCENT	COMPETITOR # Name
1	74	11,15	6,6368	80,0000	100,00	43 Schmidt, Tino
2	68	11,45	5,9389	71,5874	89,48	9 Marcinek, Pavel
3	74	12,59	5,8777	70,8499	88,56	54 Palka, Jan
4	68	11,91	5,7095	68,8225	86,03	56 Sciranka, Martin
5	66	12,90	5,1163	61,6719	77,09	72 Wasilewski, Artur
6	64	12,60	5,0794	61,2269	76,53	35 Spychala, Maciek
7	70	13,97	5,0107	60,3997	75,50	34 Kapral, Wojtech
8	80	16,19	4,9413	59,5630	74,45	51 Malinowski, Michal
9	66	14,12	4,6742	56,3433	70,43	57 Karnis, Peter
10	68	14,92	4,5576	54,9380	68,67	69 Mecwel, Przemyslaw
11	56	12,91	4,3377	52,2871	65,36	20 Baluszynski, Grzegorz
12	60	14,02	4,2796	51,5865	64,48	1 Topik, Marek
13	54	12,72	4,2453	51,1729	63,97	41 Siuda, Krzysztof
14	78	18,89	4,1292	49,7732	62,22	17 Gdowski, Jacek
15	54	13,17	4,1002	49,4244	61,78	8 Kucharski, Tomasz
16	72	18,07	3,9845	48,0294	60,04	82 Gadek, Wojciech
17	50	12,60	3,9683	47,8335	59,79	70 Ozorowski, Pawel
18	58	14,97	3,8744	46,7024	58,38	78 Manolevski, Michael
19	45	11,62	3,8726	46,6809	58,35	46 Kwiecien, Stanislaw
20	54	14,09	3,8325	46,1972	57,75	75 Viglasky, Anton
21	54	14,28	3,7815	45,5826	56,98	94 Ciurzynski, Pawel
22	74	19,73	3,7506	45,2103	56,51	64 Chrastny, Martin
23	50	13,61	3,6738	44,2838	55,35	83 Miklaszewski, Robert
24	62	17,08	3,6300	43,7559	54,69	89 Cias, Mikolaj
25	60	16,77	3,5778	43,1272	53,91	88 Weglarczyk, Mariusz
26	58	16,27	3,5648	42,9708	53,71	67 Grabarczyk, Jacek
27	58	16,42	3,5323	42,5783	53,22	49 Zawislak, Marek
28	58	16,86	3,4401	41,4671	51,83	68 Zawodny, Bartlomiej
29	76	22,13	3,4343	41,3967	51,75	12 Gorski, Dominik
30	80	24,06	3,3250	40,0800	50,10	33 Kucharski, Leszek
31	80	24,43	3,2747	39,4730	49,34	52 Pilch, Janusz
32	52	16,33	3,1843	38,3840	47,98	23 Kubicz, Zbigniew
33	66	21,08	3,1309	37,7404	47,18	11 Cnotliwy, Slawomir
34	50	15,98	3,1289	37,7161	47,15	18 Strag, Mateusz
35	72	23,90	3,0126	36,3135	45,39	87 Koprowski, Ryszard
36	60	20,31	2,9542	35,6102	44,51	25 Pietak, Grzegorz
37	45	15,27	2,9470	35,5228	44,40	16 Soltys, Maciej
38	56	19,05	2,9396	35,4345	44,29	27 Polak, Andrzej
39	58	19,75	2,9367	35,3993	44,25	74 Welna, Michal
40	60	20,94	2,8653	34,5388	43,17	66 Zalewski, Marcin
41	50	18,03	2,7732	33,4278	41,78	59 Bekier, Piotr
42	54	20,54	2,6290	31,6903	39,61	32 Kekus, Krzysztof
43	56	21,75	2,5747	31,0357	38,79	71 Kaluza, Miroslaw
44	68	26,68	2,5487	30,7225	38,40	19 Strag, Jan
45	74	30,00	2,4667	29,7333	37,17	47 Kowalski, Cezary
46	64	26,30	2,4335	29,3331	36,67	84 Jarosz, Rafal

PRODUCTION -- Overall Stage Results

Incorsa Cup 2010

Printed czerwiec 12, 2010 at 16:06



Stage 4 -- 4

	PTS	TIME	HIT FACTOR	STAGE POINTS	STAGE PERCENT	COMPETITOR # Name
47	66	27,38	2,4105	29,0565	36,32	55 Kaczova, Miriam
48	58	24,22	2,3947	28,8660	36,08	77 Nadvornikova, Petra
49	56	23,76	2,3569	28,4102	35,51	91 Chrobok, Piotr
50	58	26,79	2,1650	26,0969	32,62	28 Poniedzialek, Piotr
51	46	22,14	2,0777	25,0446	31,31	36 Prokop, Katarzyna
52	32	20,20	1,5842	19,0955	23,87	95 Simkiewicz, Tomasz
53	26	17,23	1,5090	18,1895	22,74	53 Bazala, Marcin
54	54	42,45	1,2721	15,3338	19,17	92 Chrobok, Zuzanna
55	0	0,00	0,0000	0,0000	0,00	73 Konik, Slawomir
56	0	0,00	0,0000	0,0000	0,00	4 Mysiak, Stefan
57	0	0,00	0,0000	0,0000	0,00	26 Dudek, Konrad

OPEN -- Overall Stage Results

Incorsa Cup 2010

Printed czerwiec 12, 2010 at 16:06



Stage 5 -- 5

	PTS	TIME	HIT FACTOR	STAGE POINTS	STAGE PERCENT	COMPETITOR # Name
1	155	24,14	6,4209	160,0000	100,00	45 Wylon, Marcin
2	156	27,67	5,6379	140,4886	87,81	96 Szabo, Alex
3	148	27,88	5,3085	132,2801	82,68	97 Chudoba, Michal
4	126	29,65	4,2496	105,8940	66,18	44 Wylon, Marek
5	100	36,00	2,7778	69,2186	43,26	7 Wloczewski, Adam

STANDARD -- Overall Stage Results

Incorsa Cup 2010

Printed czerwiec 12, 2010 at 16:06



Stage 5 -- 5

	PTS	TIME	HIT FACTOR	STAGE POINTS	STAGE PERCENT	COMPETITOR # Name
1	157	22,75	6,9011	160,0000	100,00	50 Michalowski, Krzysztof
2	150	23,49	6,3857	148,0505	92,53	3 Sioda, Wieslaw
3	135	21,52	6,2732	145,4431	90,90	58 Widla, Radoslaw
4	142	22,84	6,2172	144,1432	90,09	42 Braun, Juergen
5	150	27,43	5,4685	126,7848	79,24	30 Madajewski, Leszek
6	155	29,38	5,2757	122,3155	76,45	37 Noga, Tadeusz
7	158	30,54	5,1735	119,9471	74,97	90 Gaweda, Boguslaw
8	148	30,11	4,9153	113,9601	71,23	31 Koput, Jurand
9	144	30,83	4,6708	108,2906	67,68	6 Karas, Rafal
10	137	29,98	4,5697	105,9475	66,22	98 Sanecznik, Krzysztof
11	117	26,57	4,4035	102,0930	63,81	76 Nadvornik, Milan
12	116	26,51	4,3757	101,4495	63,41	10 Bojanowski, Piotr
13	154	35,83	4,2981	99,6496	62,28	15 Schuppik, Dariusz
14	157	37,90	4,1425	96,0422	60,03	40 Sowa, Tomasz
15	160	39,66	4,0343	93,5339	58,46	14 Miksza, Maciej
16	134	33,67	3,9798	92,2706	57,67	65 Staszkiwicz, Robert
17	117	30,51	3,8348	88,9089	55,57	5 Baluszynska, Agnieszka
18	128	33,78	3,7892	87,8521	54,91	85 Kuc, Maciej
19	154	40,68	3,7856	87,7691	54,86	39 Laskowska, Jadwiga
20	138	40,13	3,4388	79,7281	49,83	81 Sioda, Katarzyna
21	150	44,99	3,3341	77,2996	48,31	22 Cichacz, Wlodzimierz
22	136	42,22	3,2212	74,6831	46,68	29 Bieniasz, Grzegorz
23	121	39,24	3,0836	71,4921	44,68	63 Dabrowski, Juliusz
24	149	48,65	3,0627	71,0077	44,38	79 Znamirowski, Slawomir
25	146	57,70	2,5303	58,6650	36,67	48 Burzec, Wieslaw
26	109	44,47	2,4511	56,8278	35,52	86 Golab, Tadeusz
27	61	40,20	1,5174	35,1808	21,99	13 Czapla, Aleksandra
28	91	66,55	1,3674	31,7026	19,81	24 Patena, Pawel
29	112	97,48	1,1490	26,6382	16,65	62 Gizinski, Zdzislaw
30	0	0,00	0,0000	0,0000	0,00	2 Dymacz, Adam
31	0	0,00	0,0000	0,0000	0,00	80 Znamirowski, Jerzy
32	0	0,00	0,0000	0,0000	0,00	21 Michalik, Stanislaw

PRODUCTION -- Overall Stage Results**Incorsa Cup 2010**

Printed czerwiec 12, 2010 at 16:06

**Stage 5 -- 5**

	PTS	TIME	HIT FACTOR	STAGE POINTS	STAGE PERCENT	COMPETITOR # Name
1	154	21,98	7,0064	160,0000	100,00	54 Palka, Jan
2	142	21,21	6,6950	152,8884	95,56	43 Schmidt, Tino
3	140	23,31	6,0060	137,1553	85,72	9 Marcinek, Pavel
4	148	24,67	5,9992	136,9997	85,62	64 Chrastny, Martin
5	144	25,28	5,6962	130,0806	81,30	46 Kwiecien, Stanislaw
6	150	26,85	5,5866	127,5774	79,74	34 Kapral, Wojtech
7	142	25,62	5,5425	126,5716	79,11	94 Ciurzynski, Pawel
8	135	26,13	5,1665	117,9835	73,74	35 Spychala, Maciek
9	150	29,09	5,1564	117,7537	73,60	8 Kucharski, Tomasz
10	140	27,84	5,0287	114,8380	71,77	56 Sciranka, Martin
11	144	30,53	4,7167	107,7116	67,32	78 Manolevski, Michael
12	142	30,15	4,7098	107,5544	67,22	72 Wasilewski, Artur
13	141	30,00	4,7000	107,3309	67,08	69 Mecwel, Przemyslaw
14	123	26,23	4,6893	107,0863	66,93	20 Baluszynski, Grzegorz
15	158	33,94	4,6553	106,3095	66,44	53 Bazala, Marcin
16	110	23,72	4,6374	105,9022	66,19	57 Karnis, Peter
17	146	31,83	4,5869	104,7474	65,47	51 Malinowski, Michal
18	129	28,82	4,4761	102,2169	63,89	83 Miklaszewski, Robert
19	140	32,64	4,2892	97,9501	61,22	70 Ozorowski, Pawel
20	146	34,07	4,2853	97,8606	61,16	89 Cias, Mikolaj
21	148	36,01	4,1100	93,8568	58,66	82 Gadek, Wojciech
22	132	32,38	4,0766	93,0945	58,18	67 Grabarczyk, Jacek
23	158	39,74	3,9758	90,7938	56,75	17 Gdowski, Jacek
24	113	29,23	3,8659	88,2829	55,18	41 Siuda, Krzysztof
25	135	35,86	3,7646	85,9707	53,73	75 Viglasky, Anton
26	152	40,67	3,7374	85,3486	53,34	12 Gorski, Dominik
27	129	36,33	3,5508	81,0870	50,68	23 Kubicz, Zbigniew
28	127	36,96	3,4361	78,4691	49,04	66 Zalewski, Marcin
29	115	34,68	3,3160	75,7261	47,33	88 Weglarczyk, Mariusz
30	152	47,16	3,2231	73,6032	46,00	87 Koprowski, Ryszard
31	110	36,96	2,9762	67,9654	42,48	84 Jarosz, Rafal
32	140	48,24	2,9022	66,2747	41,42	71 Kaluza, Miroslaw
33	125	44,13	2,8325	64,6849	40,43	91 Chrobok, Piotr
34	146	52,13	2,8007	63,9576	39,97	77 Nadvornikova, Petra
35	114	40,88	2,7886	63,6826	39,80	16 Soltys, Maciej
36	136	48,83	2,7852	63,6032	39,75	49 Zawislak, Marek
37	137	50,07	2,7362	62,4842	39,05	47 Kowalski, Cezary
38	124	46,87	2,6456	60,4162	37,76	33 Kucharski, Leszek
39	128	52,16	2,4540	56,0402	35,03	1 Topik, Marek
40	87	35,58	2,4452	55,8393	34,90	68 Zawodny, Bartlomiej
41	133	55,61	2,3917	54,6167	34,14	28 Poniedzialek, Piotr
42	125	52,75	2,3697	54,1146	33,82	11 Cnotliwy, Slawomir
43	105	46,25	2,2703	51,8447	32,40	19 Strag, Jan
44	117	51,63	2,2661	51,7500	32,34	74 Welna, Michal
45	143	64,43	2,2195	50,6845	31,68	27 Polak, Andrzej
46	116	56,28	2,0611	47,0686	29,42	55 Kaczova, Miriam

PRODUCTION -- Overall Stage Results

Incorsa Cup 2010

Printed czerwiec 12, 2010 at 16:06



Stage 5 -- 5

	PTS	TIME	HIT FACTOR	STAGE POINTS	STAGE PERCENT	COMPETITOR # Name
47	101	51,93	1,9449	44,4150	27,76	52 Pilch, Janusz
48	82	42,39	1,9344	44,1751	27,61	95 Simkiewicz, Tomasz
49	128	67,70	1,8907	43,1766	26,99	32 Kekus, Krzysztof
50	90	47,78	1,8836	43,0153	26,88	25 Pietak, Grzegorz
51	90	60,15	1,4963	34,1691	21,36	36 Prokop, Katarzyna
52	72	59,27	1,2148	27,7412	17,34	18 Strag, Mateusz
53	51	134,30	0,3797	8,6720	5,42	92 Chrobok, Zuzanna
54	0	51,40	0,0000	0,0000	0,00	59 Bekier, Piotr
55	0	0,00	0,0000	0,0000	0,00	73 Konik, Slawomir
56	0	0,00	0,0000	0,0000	0,00	26 Dudek, Konrad
57	0	0,00	0,0000	0,0000	0,00	4 Mysiak, Stefan

OPEN -- Overall Stage Results

Incorsa Cup 2010

Printed czerwiec 12, 2010 at 16:06



Stage 6 -- 6

	PTS	TIME	HIT FACTOR	STAGE POINTS	STAGE PERCENT	COMPETITOR # Name
1	45	6,22	7,2347	45,0000	100,00	96 Szabo, Alex
2	45	6,71	6,7064	41,7139	92,70	97 Chudoba, Michal
3	45	6,80	6,6176	41,1618	91,47	44 Wylon, Marek
4	45	9,09	4,9505	30,7921	68,43	45 Wylon, Marcin
5	43	17,21	2,4985	15,5410	34,54	7 Wloczewski, Adam

STANDARD -- Overall Stage Results

Incorsa Cup 2010

Printed czerwiec 12, 2010 at 16:06



Stage 6 -- 6

	PTS	TIME	HIT FACTOR	STAGE POINTS	STAGE PERCENT	COMPETITOR # Name
1	45	6,54	6,8807	45,0000	100,00	3 Sioda, Wieslaw
2	45	6,91	6,5123	42,5904	94,65	90 Gaweda, Boguslaw
3	44	7,73	5,6921	37,2264	82,73	42 Braun, Juergen
4	44	7,90	5,5696	36,4253	80,95	30 Madajewski, Leszek
5	45	8,29	5,4282	35,5006	78,89	10 Bojanowski, Piotr
6	45	8,35	5,3892	35,2455	78,32	6 Karas, Rafal
7	45	8,66	5,1963	33,9838	75,52	58 Widla, Radoslaw
8	45	9,01	4,9945	32,6637	72,59	15 Schuppik, Dariusz
9	45	9,48	4,7468	31,0443	68,99	98 Sanecznik, Krzysztof
10	44	9,39	4,6858	30,6454	68,10	79 Znamirowski, Slawomir
11	44	9,40	4,6809	30,6128	68,03	37 Noga, Tadeusz
12	45	9,67	4,6536	30,4343	67,63	50 Michalowski, Krzysztof
13	33	7,12	4,6348	30,3118	67,36	76 Nadvornik, Milan
14	44	10,58	4,1588	27,1985	60,44	86 Golab, Tadeusz
15	45	11,30	3,9823	26,0443	57,88	48 Burzec, Wieslaw
16	41	10,39	3,9461	25,8075	57,35	5 Baluszynska, Agnieszka
17	45	12,39	3,6320	23,7530	52,78	65 Staszkievicz, Robert
18	45	12,64	3,5601	23,2832	51,74	31 Koput, Jurand
19	28	8,00	3,5000	22,8900	50,87	85 Kuc, Maciej
20	45	13,20	3,4091	22,2955	49,55	29 Bieniasz, Grzegorz
21	45	13,31	3,3809	22,1112	49,14	39 Laskowska, Jadwiga
22	45	13,79	3,2632	21,3416	47,43	14 Miksza, Maciej
23	41	13,32	3,0781	20,1306	44,73	81 Sioda, Katarzyna
24	45	15,99	2,8143	18,4053	40,90	40 Sowa, Tomasz
25	45	16,88	2,6659	17,4348	38,74	22 Cichacz, Wlodzimierz
26	45	20,89	2,1541	14,0881	31,31	13 Czapla, Aleksandra
27	45	31,02	1,4507	9,4874	21,08	62 Gizinski, Zdzislaw
28	45	41,30	1,0896	7,1259	15,84	63 Dabrowski, Juliusz
29	0	0,00	0,0000	0,0000	0,00	80 Znamirowski, Jerzy
30	0	0,00	0,0000	0,0000	0,00	21 Michalik, Stanislaw
31	0	0,00	0,0000	0,0000	0,00	2 Dymacz, Adam
32	0	0,00	0,0000	0,0000	0,00	24 Patena, Pawel

PRODUCTION -- Overall Stage Results**Incorsa Cup 2010**

Printed czerwiec 12, 2010 at 16:06

**Stage 6 -- 6**

	PTS	TIME	HIT FACTOR	STAGE POINTS	STAGE PERCENT	COMPETITOR # Name
1	45	5,45	8,2569	45,0000	100,00	54 Palka, Jan
2	45	6,98	6,4470	35,1361	78,08	69 Mecwel, Przemyslaw
3	45	6,99	6,4378	35,0858	77,97	57 Karnis, Peter
4	45	7,13	6,3114	34,3969	76,44	72 Wasilewski, Artur
5	43	6,94	6,1960	33,7680	75,04	56 Sciranka, Martin
6	45	7,29	6,1728	33,6420	74,76	34 Kapral, Wojtech
7	45	7,39	6,0893	33,1867	73,75	43 Schmidt, Tino
8	45	8,02	5,6110	30,5798	67,96	9 Marcinek, Pavel
9	45	8,09	5,5624	30,3152	67,37	64 Chrastny, Martin
10	45	8,18	5,5012	29,9817	66,63	8 Kucharski, Tomasz
11	45	8,42	5,3444	29,1271	64,73	78 Manolevski, Michael
12	45	8,69	5,1784	28,2221	62,72	82 Gadek, Wojciech
13	43	8,49	5,0648	27,6031	61,34	20 Baluszynski, Grzegorz
14	45	9,04	4,9779	27,1294	60,29	66 Zalewski, Marcin
15	45	9,17	4,9073	26,7448	59,43	89 Cias, Mikolaj
16	45	9,52	4,7269	25,7616	57,25	75 Viglasky, Anton
17	45	9,54	4,7170	25,7075	57,13	35 Sychala, Maciek
18	45	10,00	4,5000	24,5250	54,50	17 Gdowski, Jacek
19	43	9,59	4,4838	24,4369	54,30	51 Malinowski, Michal
20	45	10,51	4,2816	23,3349	51,86	12 Gorski, Dominik
21	41	9,77	4,1965	22,8710	50,82	46 Kwiecien, Stanislaw
22	45	10,76	4,1822	22,7927	50,65	84 Jarosz, Rafal
23	45	11,60	3,8793	21,1422	46,98	27 Polak, Andrzej
24	43	11,28	3,8121	20,7757	46,17	67 Grabarczyk, Jacek
25	45	12,21	3,6855	20,0860	44,64	53 Bazala, Marcin
26	45	12,25	3,6735	20,0204	44,49	83 Miklaszewski, Robert
27	45	12,40	3,6290	19,7782	43,95	70 Ozorowski, Pawel
28	45	12,79	3,5184	19,1751	42,61	91 Chrobok, Piotr
29	45	12,92	3,4830	18,9822	42,18	77 Nadvornikova, Petra
30	39	11,30	3,4513	18,8097	41,80	41 Siuda, Krzysztof
31	43	12,46	3,4510	18,8082	41,80	28 Poniedzialek, Piotr
32	43	12,65	3,3992	18,5257	41,17	94 Ciurzynski, Pawel
33	45	13,75	3,2727	17,8364	39,64	55 Kaczova, Miriam
34	45	14,54	3,0949	16,8673	37,48	52 Pilch, Janusz
35	45	14,72	3,0571	16,6610	37,02	25 Pietak, Grzegorz
36	41	13,95	2,9391	16,0179	35,60	32 Kekus, Krzysztof
37	45	15,86	2,8373	15,4634	34,36	47 Kowalski, Cezary
38	45	15,95	2,8213	15,3762	34,17	87 Koprowski, Ryszard
39	41	14,65	2,7986	15,2526	33,89	88 Weglarczyk, Mariusz
40	41	15,14	2,7081	14,7589	32,80	49 Zawislak, Marek
41	43	16,20	2,6543	14,4660	32,15	16 Soltys, Maciej
42	45	17,39	2,5877	14,1029	31,34	71 Kaluza, Miroslaw
43	43	20,30	2,1182	11,5443	25,65	68 Zawodny, Bartlomiej
44	45	21,29	2,1137	11,5195	25,60	33 Kucharski, Leszek
45	16	8,90	1,7978	9,7978	21,77	23 Kubicz, Zbigniew
46	43	25,33	1,6976	9,2519	20,56	74 Welna, Michal

PRODUCTION -- Overall Stage Results

Incorsa Cup 2010

Printed czerwiec 12, 2010 at 16:06



Stage 6 -- 6

	PTS	TIME	HIT FACTOR	STAGE POINTS	STAGE PERCENT	COMPETITOR # Name
47	41	26,10	1,5709	8,5613	19,03	1 Topik, Marek
48	43	29,73	1,4464	7,8826	17,52	11 Cnotliwy, Slawomir
49	33	23,97	1,3767	7,5031	16,67	18 Strag, Mateusz
50	45	42,28	1,0643	5,8006	12,89	95 Simkiewicz, Tomasz
51	18	18,09	0,9950	5,4229	12,05	19 Strag, Jan
52	31	31,41	0,9869	5,3789	11,95	59 Bekier, Piotr
53	20	40,82	0,4900	2,6703	5,93	36 Prokop, Katarzyna
54	5	49,36	0,1013	0,5521	1,23	92 Chrobok, Zuzanna
55	0	0,00	0,0000	0,0000	0,00	26 Dudek, Konrad
56	0	0,00	0,0000	0,0000	0,00	73 Konik, Slawomir
57	0	0,00	0,0000	0,0000	0,00	4 Mysiak, Stefan

OPEN -- Overall Stage Results

Incorsa Cup 2010

Printed czerwiec 12, 2010 at 16:06




Stage 7 -- 7

	PTS	TIME	HIT FACTOR	STAGE POINTS	STAGE PERCENT	COMPETITOR # Name
1	123	16,29	7,5506	130,0000	100,00	45 Wylon, Marcin
2	121	20,83	5,8089	100,0128	76,93	44 Wylon, Marek
3	114	22,12	5,1537	88,7318	68,26	97 Chudoba, Michal
4	128	35,20	3,6364	62,6075	48,16	96 Szabo, Alex
5	83	24,35	3,4086	58,6865	45,14	7 Wloczewski, Adam

STANDARD -- Overall Stage Results

Incorsa Cup 2010

Printed czerwiec 12, 2010 at 16:06




Stage 7 -- 7

	PTS	TIME	HIT FACTOR	STAGE POINTS	STAGE PERCENT	COMPETITOR # Name
1	119	21,08	5,6452	130,0000	100,00	42 Braun, Juergen
2	127	22,86	5,5556	127,9365	98,41	3 Sioda, Wieslaw
3	120	21,86	5,4895	126,4149	97,24	10 Bojanowski, Piotr
4	110	20,85	5,2758	121,4937	93,46	76 Nadvornik, Milan
5	130	25,04	5,1917	119,5573	91,97	90 Gaweda, Boguslaw
6	122	24,15	5,0518	116,3348	89,49	58 Widla, Radoslaw
7	122	24,62	4,9553	114,1140	87,78	37 Noga, Tadeusz
8	117	24,71	4,7349	109,0386	83,88	48 Burzec, Wieslaw
9	117	25,59	4,5721	105,2889	80,99	6 Karas, Rafal
10	123	27,47	4,4776	103,1130	79,32	30 Madajewski, Leszek
11	102	22,96	4,4425	102,3046	78,70	98 Sanecznik, Krzysztof
12	120	27,74	4,3259	99,6189	76,63	15 Schuppik, Dariusz
13	80	19,76	4,0486	93,2331	71,72	50 Michalowski, Krzysztof
14	97	25,37	3,8234	88,0478	67,73	22 Cichacz, Wlodzimierz
15	96	26,83	3,5781	82,3982	63,38	65 Staszkiwicz, Robert
16	113	32,40	3,4877	80,3157	61,78	39 Laskowska, Jadwiga
17	85	24,39	3,4850	80,2554	61,73	86 Golab, Tadeusz
18	116	33,29	3,4845	80,2438	61,73	14 Miksza, Maciej
19	115	33,55	3,4277	78,9355	60,72	40 Sowa, Tomasz
20	116	34,32	3,3800	77,8355	59,87	31 Koput, Jurand
21	85	26,51	3,2063	73,8374	56,80	5 Baluszynska, Agnieszka
22	105	32,88	3,1934	73,5401	56,57	63 Dabrowski, Juliusz
23	120	44,41	2,7021	62,2254	47,87	29 Bieniasz, Grzegorz
24	74	48,31	1,5318	35,2746	27,13	81 Sioda, Katarzyna
25	84	64,26	1,3072	30,1027	23,16	62 Gizinski, Zdzislaw
26	26	23,86	1,0897	25,0940	19,30	85 Kuc, Maciej
27	35	37,74	0,9274	21,3567	16,43	13 Czapla, Aleksandra
28	0	0,00	0,0000	0,0000	0,00	2 Dymacz, Adam
29	0	0,00	0,0000	0,0000	0,00	24 Patena, Pawel
30	0	0,00	0,0000	0,0000	0,00	79 Znamirowski, Slawomir
31	0	0,00	0,0000	0,0000	0,00	21 Michalik, Stanislaw
32	0	0,00	0,0000	0,0000	0,00	80 Znamirowski, Jerzy

PRODUCTION -- Overall Stage Results**Incorsa Cup 2010**

Printed czerwiec 12, 2010 at 16:06

**Stage 7 -- 7**

	PTS	TIME	HIT FACTOR	STAGE POINTS	STAGE PERCENT	COMPETITOR # Name
1	124	19,08	6,4990	130,0000	100,00	43 Schmidt, Tino
2	126	20,21	6,2345	124,7108	95,93	54 Palka, Jan
3	122	19,97	6,1092	122,2030	94,00	9 Marcinek, Pavel
4	126	20,80	6,0577	121,1734	93,21	72 Wasilewski, Artur
5	122	20,39	5,9833	119,6858	92,07	57 Karnis, Peter
6	122	21,21	5,7520	115,0586	88,51	69 Mecwel, Przemyslaw
7	124	21,62	5,7354	114,7271	88,25	78 Manolevski, Michael
8	116	21,19	5,4743	109,5033	84,23	35 Spychala, Maciek
9	97	18,41	5,2689	105,3945	81,07	46 Kwiecien, Stanislaw
10	126	24,67	5,1074	102,1648	78,59	64 Chrastny, Martin
11	110	23,48	4,6848	93,7119	72,09	20 Baluszynski, Grzegorz
12	114	24,34	4,6836	93,6881	72,07	83 Miklaszewski, Robert
13	110	24,55	4,4807	89,6275	68,94	41 Siuda, Krzysztof
14	114	25,92	4,3981	87,9771	67,67	8 Kucharski, Tomasz
15	93	21,45	4,3357	86,7273	66,71	56 Sciranka, Martin
16	98	23,39	4,1898	83,8100	64,47	88 Weglarczyk, Mariusz
17	116	27,89	4,1592	83,1974	64,00	53 Bazala, Marcin
18	105	25,32	4,1469	82,9518	63,81	34 Kapral, Wojtech
19	124	30,70	4,0391	80,7948	62,15	12 Gorski, Dominik
20	124	31,38	3,9516	79,0440	60,80	94 Ciurzynski, Pawel
21	99	25,13	3,9395	78,8030	60,62	75 Viglasky, Anton
22	118	30,06	3,9255	78,5223	60,40	17 Gdowski, Jacek
23	97	26,42	3,6715	73,4411	56,49	68 Zawodny, Bartlomiej
24	114	32,44	3,5142	70,2949	54,07	84 Jarosz, Rafal
25	128	39,23	3,2628	65,2667	50,21	52 Pilch, Janusz
26	111	34,48	3,2193	64,3955	49,54	82 Gadek, Wojciech
27	75	23,34	3,2134	64,2777	49,44	70 Ozorowski, Pawel
28	114	35,83	3,1817	63,6441	48,96	66 Zalewski, Marcin
29	112	35,37	3,1665	63,3407	48,72	77 Nadvornikova, Petra
30	100	32,07	3,1182	62,3736	47,98	67 Grabarczyk, Jacek
31	116	37,29	3,1108	62,2251	47,87	11 Cnotliwy, Slawomir
32	90	29,41	3,0602	61,2135	47,09	91 Chrobok, Piotr
33	87	28,48	3,0548	61,1054	47,00	23 Kubicz, Zbigniew
34	95	31,53	3,0130	60,2698	46,36	49 Zawislak, Marek
35	88	30,60	2,8758	57,5256	44,25	51 Malinowski, Michal
36	116	40,94	2,8334	56,6774	43,60	1 Topik, Marek
37	109	38,51	2,8304	56,6178	43,55	33 Kucharski, Leszek
38	108	38,74	2,7878	55,7653	42,90	74 Welna, Michal
39	101	36,27	2,7847	55,7024	42,85	71 Kaluza, Miroslaw
40	109	40,36	2,7007	54,0226	41,56	55 Kaczova, Miriam
41	95	35,47	2,6783	53,5750	41,21	89 Cias, Mikolaj
42	86	33,44	2,5718	51,4437	39,57	16 Soltys, Maciej
43	118	51,81	2,2776	45,5584	35,04	27 Polak, Andrzej
44	92	41,24	2,2308	44,6241	34,33	47 Kowalski, Cezary
45	101	46,47	2,1734	43,4759	33,44	32 Kekus, Krzysztof
46	100	46,35	2,1575	43,1569	33,20	25 Pietak, Grzegorz

PRODUCTION -- Overall Stage Results

Incorsa Cup 2010

Printed czerwiec 12, 2010 at 16:06



Stage 7 -- 7

	PTS	TIME	HIT FACTOR	STAGE POINTS	STAGE PERCENT	COMPETITOR # Name
47	113	53,58	2,1090	42,1867	32,45	87 Koprowski, Ryszard
48	90	47,63	1,8896	37,7974	29,07	36 Prokop, Katarzyna
49	97	51,35	1,8890	37,7860	29,07	95 Simkiewicz, Tomasz
50	95	52,33	1,8154	36,3139	27,93	28 Poniedzialek, Piotr
51	78	48,90	1,5951	31,9070	24,54	19 Strag, Jan
52	51	32,45	1,5716	31,4380	24,18	59 Bekier, Piotr
53	55	51,92	1,0593	21,1899	16,30	18 Strag, Mateusz
54	39	57,32	0,6804	13,6100	10,47	92 Chrobok, Zuzanna
55	0	0,00	0,0000	0,0000	0,00	73 Konik, Slawomir
56	0	0,00	0,0000	0,0000	0,00	4 Mysiak, Stefan
57	0	0,00	0,0000	0,0000	0,00	26 Dudek, Konrad

OPEN -- Overall Stage Results

Incorsa Cup 2010

Printed czerwiec 12, 2010 at 16:06



Stage 8 -- 8

	PTS	TIME	HIT FACTOR	STAGE POINTS	STAGE PERCENT	COMPETITOR # Name
1	44	6,99	6,2947	45,0000	100,00	96 Szabo, Alex
2	39	8,35	4,6707	33,3899	74,20	97 Chudoba, Michal
3	13	5,87	2,2147	15,8322	35,18	44 Wylon, Marek
4	43	20,89	2,0584	14,7152	32,70	45 Wylon, Marcin
5	12	7,61	1,5769	11,2728	25,05	7 Wloczewski, Adam

STANDARD -- Overall Stage Results

Incorsa Cup 2010

Printed czerwiec 12, 2010 at 16:06



Stage 8 -- 8

	PTS	TIME	HIT FACTOR	STAGE POINTS	STAGE PERCENT	COMPETITOR # Name
1	43	7,10	6,0563	45,0000	100,00	42 Braun, Juergen
2	43	8,14	5,2826	39,2506	87,22	98 Sanecznik, Krzysztof
3	37	7,93	4,6658	34,6682	77,04	48 Burzec, Wieslaw
4	34	7,52	4,5213	33,5941	74,65	90 Gaweda, Boguslaw
5	39	9,84	3,9634	29,4491	65,44	22 Cichacz, Wlodzimierz
6	25	6,36	3,9308	29,2069	64,90	3 Sioda, Wieslaw
7	42	10,88	3,8603	28,6829	63,74	40 Sowa, Tomasz
8	32	8,72	3,6697	27,2669	60,59	37 Noga, Tadeusz
9	35	9,82	3,5642	26,4825	58,85	31 Koput, Jurand
10	25	7,79	3,2092	23,8454	52,99	6 Karas, Rafal
11	41	13,33	3,0758	22,8537	50,79	39 Laskowska, Jadwiga
12	26	8,66	3,0023	22,3079	49,57	86 Golab, Tadeusz
13	29	9,83	2,9502	21,9203	48,71	15 Schuppik, Dariusz
14	29	10,37	2,7965	20,7789	46,18	30 Madajewski, Leszek
15	18	8,58	2,0979	15,5879	34,64	10 Bojanowski, Piotr
16	17	8,17	2,0808	15,4607	34,36	50 Michalowski, Krzysztof
17	16	9,16	1,7467	12,9786	28,84	58 Widla, Radoslaw
18	19	14,67	1,2952	9,6233	21,39	81 Sioda, Katarzyna
19	12	9,48	1,2658	9,4054	20,90	29 Bieniasz, Grzegorz
20	20	16,10	1,2422	9,2301	20,51	62 Gizinski, Zdzislaw
21	12	10,41	1,1527	8,5651	19,03	14 Miksza, Maciej
22	8	10,33	0,7744	5,7543	12,79	63 Dabrowski, Juliusz
23	7	11,89	0,5887	4,3744	9,72	13 Czapla, Aleksandra
24	3	6,76	0,4438	3,2974	7,33	65 Staszkievicz, Robert
25	0	10,40	0,0000	0,0000	0,00	5 Baluszynska, Agnieszka
26	0	0,00	0,0000	0,0000	0,00	79 Znamirowski, Slawomir
27	0	10,84	0,0000	0,0000	0,00	85 Kuc, Maciej
28	0	8,46	0,0000	0,0000	0,00	76 Nadvornik, Milan
29	0	0,00	0,0000	0,0000	0,00	24 Patena, Pawel
30	0	0,00	0,0000	0,0000	0,00	21 Michalik, Stanislaw
31	0	0,00	0,0000	0,0000	0,00	80 Znamirowski, Jerzy
32	0	0,00	0,0000	0,0000	0,00	2 Dymacz, Adam

PRODUCTION -- Overall Stage Results**Incorsa Cup 2010**

Printed czerwiec 12, 2010 at 16:06

**Stage 8 -- 8**

	PTS	TIME	HIT FACTOR	STAGE POINTS	STAGE PERCENT	COMPETITOR # Name
1	43	6,84	6,2865	45,0000	100,00	64 Chrastny, Martin
2	43	7,18	5,9889	42,8691	95,26	56 Sciranka, Martin
3	43	7,25	5,9310	42,4552	94,34	51 Malinowski, Michal
4	43	7,91	5,4362	38,9128	86,47	35 Spychala, Maciek
5	39	7,35	5,3061	37,9820	84,40	69 Mecwel, Przemyslaw
6	37	6,98	5,3009	37,9443	84,32	46 Kwiecien, Stanislaw
7	39	7,64	5,1047	36,5402	81,20	57 Karnis, Peter
8	39	7,81	4,9936	35,7449	79,43	72 Wasilewski, Artur
9	43	9,24	4,6537	33,3117	74,03	83 Miklaszewski, Robert
10	39	8,68	4,4931	32,1622	71,47	68 Zawodny, Bartlomiej
11	33	7,49	4,4059	31,5379	70,08	9 Marcinek, Pavel
12	26	6,41	4,0562	29,0346	64,52	43 Schmidt, Tino
13	43	10,79	3,9852	28,5264	63,39	52 Pilch, Janusz
14	29	7,64	3,7958	27,1709	60,38	78 Manolevski, Michael
15	31	8,81	3,5187	25,1876	55,97	34 Kapral, Wojtech
16	37	10,92	3,3883	24,2538	53,90	73 Konik, Slawomir
17	35	11,03	3,1732	22,7140	50,48	47 Kowalski, Cezary
18	22	7,01	3,1384	22,4649	49,92	20 Baluszynski, Grzegorz
19	22	7,03	3,1294	22,4010	49,78	88 Weglarczyk, Mariusz
20	28	9,96	2,8112	20,1233	44,72	82 Gadek, Wojciech
21	37	13,51	2,7387	19,6041	43,56	12 Gorski, Dominik
22	37	13,60	2,7206	19,4743	43,28	77 Nadvornikova, Petra
23	27	10,42	2,5912	18,5480	41,22	75 Viglasky, Anton
24	33	12,77	2,5842	18,4979	41,11	59 Bekier, Piotr
25	21	8,90	2,3596	16,8900	37,53	70 Ozorowski, Pawel
26	37	16,02	2,3096	16,5325	36,74	84 Jarosz, Rafal
27	39	17,44	2,2362	16,0073	35,57	71 Kaluza, Miroslaw
28	23	10,68	2,1536	15,4155	34,26	49 Zawislak, Marek
29	27	12,76	2,1160	15,1465	33,66	25 Pietak, Grzegorz
30	29	14,25	2,0351	14,5674	32,37	27 Polak, Andrzej
31	43	21,22	2,0264	14,5052	32,23	33 Kucharski, Leszek
32	37	18,31	2,0208	14,4648	32,14	32 Kekus, Krzysztof
33	14	7,08	1,9774	14,1545	31,45	54 Palka, Jan
34	35	19,00	1,8421	13,1860	29,30	19 Strag, Jan
35	31	17,51	1,7704	12,6729	28,16	23 Kubicz, Zbigniew
36	25	14,24	1,7556	12,5670	27,93	28 Poniedzialek, Piotr
37	17	10,40	1,6346	11,7008	26,00	89 Cias, Mikolaj
38	17	11,67	1,4567	10,4275	23,17	1 Topik, Marek
39	29	20,32	1,4272	10,2158	22,70	87 Koprowski, Ryszard
40	19	14,12	1,3456	9,6321	21,40	53 Bazala, Marcin
41	14	10,91	1,2832	9,1855	20,41	91 Chrobok, Piotr
42	12	10,87	1,1040	7,9023	17,56	16 Soltys, Maciej
43	14	13,07	1,0712	7,6675	17,04	55 Kaczova, Miriam
44	10	10,05	0,9950	7,1225	15,83	94 Ciurzynski, Pawel
45	10	10,95	0,9132	6,5371	14,53	66 Zalewski, Marcin
46	7	8,58	0,8159	5,8400	12,98	8 Kucharski, Tomasz

PRODUCTION -- Overall Stage Results

Incorsa Cup 2010

Printed czerwiec 12, 2010 at 16:06



Stage 8 -- 8

	PTS	TIME	HIT FACTOR	STAGE POINTS	STAGE PERCENT	COMPETITOR # Name
47	9	18,76	0,4797	3,4341	7,63	36 Prokop, Katarzyna
48	6	12,79	0,4691	3,3580	7,46	17 Gdowski, Jacek
49	8	17,90	0,4469	3,1992	7,11	74 Welna, Michal
50	4	9,85	0,4061	2,9069	6,46	41 Siuda, Krzysztof
51	7	18,55	0,3774	2,7012	6,00	67 Grabarczyk, Jacek
52	0	15,72	0,0000	0,0000	0,00	92 Chrobok, Zuzanna
53	0	0,00	0,0000	0,0000	0,00	4 Mysiak, Stefan
54	0	17,10	0,0000	0,0000	0,00	18 Strag, Mateusz
55	0	0,00	0,0000	0,0000	0,00	26 Dudek, Konrad
56	0	13,02	0,0000	0,0000	0,00	11 Cnotliwy, Slawomir
57	0	14,49	0,0000	0,0000	0,00	95 Simkiewicz, Tomasz

OPEN -- Overall Stage Results

Incorsa Cup 2010

Printed czerwiec 12, 2010 at 16:06



Stage 9 -- 9

	PTS	TIME	HIT FACTOR	STAGE POINTS	STAGE PERCENT	COMPETITOR # Name
1	103	21,91	4,7010	115,0000	100,00	45 Wylon, Marcin
2	110	25,83	4,2586	104,1769	90,59	96 Szabo, Alex
3	92	21,84	4,2125	103,0477	89,61	44 Wylon, Marek
4	103	26,55	3,8795	94,9021	82,52	97 Chudoba, Michal
5	93	25,96	3,5824	87,6357	76,20	7 Wloczewski, Adam

STANDARD -- Overall Stage Results

Incorsa Cup 2010

Printed czerwiec 12, 2010 at 16:06



Stage 9 -- 9

	PTS	TIME	HIT FACTOR	STAGE POINTS	STAGE PERCENT	COMPETITOR # Name
1	102	19,49	5,2335	115,0000	100,00	58 Widla, Radoslaw
2	111	22,17	5,0068	110,0188	95,67	90 Gaweda, Boguslaw
3	111	23,54	4,7154	103,6158	90,10	3 Sioda, Wieslaw
4	106	23,37	4,5357	99,6682	86,67	6 Karas, Rafal
5	105	23,28	4,5103	99,1096	86,18	30 Madajewski, Leszek
6	108	23,96	4,5075	99,0482	86,13	98 Sanecznik, Krzysztof
7	98	22,88	4,2832	94,1195	81,84	50 Michalowski, Krzysztof
8	101	23,87	4,2313	92,9776	80,85	42 Braun, Juergen
9	107	25,94	4,1249	90,6407	78,82	48 Burzec, Wieslaw
10	109	26,49	4,1148	90,4178	78,62	37 Noga, Tadeusz
11	99	24,31	4,0724	89,4870	77,81	76 Nadvornik, Milan
12	109	30,27	3,6009	79,1268	68,81	39 Laskowska, Jadwiga
13	103	29,86	3,4494	75,7979	65,91	14 Miksza, Maciej
14	107	31,18	3,4317	75,4080	65,57	15 Schuppik, Dariusz
15	107	31,63	3,3829	74,3351	64,64	10 Bojanowski, Piotr
16	87	26,04	3,3410	73,4155	63,84	5 Baluszynska, Agnieszka
17	107	32,54	3,2883	72,2563	62,83	65 Staszkiwicz, Robert
18	86	26,88	3,1994	70,3038	61,13	79 Znamirowski, Slawomir
19	104	35,75	2,9091	63,9244	55,59	31 Koput, Jurand
20	99	34,15	2,8990	63,7021	55,39	86 Golab, Tadeusz
21	92	32,20	2,8571	62,7829	54,59	81 Sioda, Katarzyna
22	61	24,04	2,5374	55,7577	48,48	22 Cichacz, Wlodzimierz
23	60	24,92	2,4077	52,9069	46,01	40 Sowa, Tomasz
24	87	36,15	2,4066	52,8835	45,99	63 Dabrowski, Juliusz
25	59	32,01	1,8432	40,5019	35,22	13 Czapla, Aleksandra
26	56	30,65	1,8271	40,1483	34,91	85 Kuc, Maciej
27	71	62,20	1,1415	25,0829	21,81	62 Gizinski, Zdzislaw
28	33	29,81	1,1070	24,3255	21,15	29 Bieniasz, Grzegorz
29	0	0,00	0,0000	0,0000	0,00	2 Dymacz, Adam
30	0	0,00	0,0000	0,0000	0,00	21 Michalik, Stanislaw
31	0	0,00	0,0000	0,0000	0,00	24 Patena, Pawel
32	0	0,00	0,0000	0,0000	0,00	80 Znamirowski, Jerzy

PRODUCTION -- Overall Stage Results**Incorsa Cup 2010**

Printed czerwiec 12, 2010 at 16:06

**Stage 9 -- 9**

	PTS	TIME	HIT FACTOR	STAGE POINTS	STAGE PERCENT	COMPETITOR # Name
1	111	19,72	5,6288	115,0000	100,00	54 Palka, Jan
2	92	18,85	4,8806	99,7145	86,71	43 Schmidt, Tino
3	101	21,24	4,7552	97,1513	84,48	46 Kwiecien, Stanislaw
4	111	24,66	4,5012	91,9627	79,97	64 Chrastny, Martin
5	103	23,47	4,3886	89,6615	77,97	56 Sciranka, Martin
6	97	22,40	4,3304	88,4719	76,93	9 Marcinek, Pavel
7	99	23,47	4,2182	86,1795	74,94	8 Kucharski, Tomasz
8	103	25,84	3,9861	81,4379	70,82	57 Karnis, Peter
9	101	25,45	3,9686	81,0803	70,50	75 Viglasky, Anton
10	105	26,48	3,9653	81,0127	70,45	51 Malinowski, Michal
11	94	23,91	3,9314	80,3212	69,84	83 Miklaszewski, Robert
12	103	26,26	3,9223	80,1354	69,68	69 Mecwel, Przemyslaw
13	93	23,83	3,9026	79,7335	69,33	34 Kapral, Wojtech
14	95	24,73	3,8415	78,4840	68,25	70 Ozorowski, Pawel
15	74	19,47	3,8007	77,6511	67,52	35 Sychala, Maciek
16	105	27,71	3,7892	77,4167	67,32	78 Manolevski, Michael
17	101	27,06	3,7324	76,2562	66,31	72 Wasilewski, Artur
18	88	23,95	3,6743	75,0687	65,28	94 Ciurzynski, Pawel
19	87	23,71	3,6693	74,9669	65,19	20 Baluszynski, Grzegorz
20	101	29,31	3,4459	70,4024	61,22	82 Gadek, Wojciech
21	91	28,23	3,2235	65,8586	57,27	23 Kubicz, Zbigniew
22	105	33,36	3,1475	64,3050	55,92	12 Gorski, Dominik
23	97	31,10	3,1190	63,7225	55,41	25 Pietak, Grzegorz
24	82	27,77	2,9528	60,3281	52,46	53 Bazala, Marcin
25	107	36,84	2,9045	59,3398	51,60	47 Kowalski, Cezary
26	109	38,23	2,8512	58,2511	50,65	52 Pilch, Janusz
27	80	28,21	2,8359	57,9387	50,38	88 Weglarczyk, Mariusz
28	109	38,53	2,8290	57,7975	50,26	17 Gdowski, Jacek
29	84	30,04	2,7963	57,1296	49,68	66 Zalewski, Marcin
30	79	28,80	2,7431	56,0424	48,73	67 Grabarczyk, Jacek
31	83	30,99	2,6783	54,7190	47,58	84 Jarosz, Rafal
32	90	33,78	2,6643	54,4333	47,33	87 Koprowski, Ryszard
33	85	32,34	2,6283	53,6983	46,69	55 Kaczova, Miriam
34	80	30,93	2,5865	52,8435	45,95	41 Siuda, Krzysztof
35	103	40,44	2,5470	52,0365	45,25	89 Cias, Mikolaj
36	80	31,51	2,5389	51,8708	45,11	59 Bekier, Piotr
37	84	33,63	2,4978	51,0310	44,37	71 Kaluza, Miroslaw
38	86	34,60	2,4855	50,7813	44,16	16 Soltys, Maciej
39	92	38,77	2,3730	48,4812	42,16	11 Cnotliwy, Slawomir
40	67	28,54	2,3476	47,9626	41,71	68 Zawodny, Bartlomiej
41	111	49,38	2,2479	45,9255	39,94	33 Kucharski, Leszek
42	107	48,23	2,2185	45,3261	39,41	19 Strag, Jan
43	80	36,84	2,1716	44,3662	38,58	74 Welna, Michal
44	62	29,13	2,1284	43,4844	37,81	1 Topik, Marek
45	75	35,77	2,0967	42,8375	37,25	91 Chrobok, Piotr
46	93	47,24	1,9687	40,2212	34,97	77 Nadvornikova, Petra

PRODUCTION -- Overall Stage Results

Incorsa Cup 2010

Printed czerwiec 12, 2010 at 16:06



Stage 9 -- 9

	PTS	TIME	HIT FACTOR	STAGE POINTS	STAGE PERCENT	COMPETITOR # Name
47	99	52,95	1,8697	38,1989	33,22	92 Chrobok, Zuzanna
48	91	49,27	1,8470	37,7347	32,81	32 Kekus, Krzysztof
49	89	66,16	1,3452	27,4838	23,90	28 Poniedzialek, Piotr
50	47	44,00	1,0682	21,8236	18,98	27 Polak, Andrzej
51	51	47,93	1,0641	21,7392	18,90	49 Zawislak, Marek
52	38	36,81	1,0323	21,0911	18,34	95 Simkiewicz, Tomasz
53	39	61,86	0,6305	12,8806	11,20	36 Prokop, Katarzyna
54	23	52,43	0,4387	8,9625	7,79	18 Strag, Mateusz
55	0	0,00	0,0000	0,0000	0,00	4 Mysiak, Stefan
56	0	0,00	0,0000	0,0000	0,00	26 Dudek, Konrad
57	0	0,00	0,0000	0,0000	0,00	73 Konik, Slawomir

OPEN -- Overall Stage Results

Incorsa Cup 2010

Printed czerwiec 12, 2010 at 16:06



Stage 10 -- 10

	PTS	TIME	HIT FACTOR	STAGE POINTS	STAGE PERCENT	COMPETITOR # Name
1	145	29,82	4,8625	160,0000	100,00	96 Szabo, Alex
2	144	32,75	4,3969	144,6808	90,43	44 Wylon, Marek
3	133	40,05	3,3208	109,2720	68,29	45 Wylon, Marcin
4	123	47,15	2,6087	85,8387	53,65	97 Chudoba, Michal
5	114	67,47	1,6896	55,5973	34,75	7 Wloczewski, Adam

STANDARD -- Overall Stage Results

Incorsa Cup 2010

Printed czerwiec 12, 2010 at 16:06



Stage 10 -- 10

	PTS	TIME	HIT FACTOR	STAGE POINTS	STAGE PERCENT	COMPETITOR # Name
1	143	29,68	4,8181	160,0000	100,00	42 Braun, Juergen
2	149	31,61	4,7137	156,5343	97,83	3 Sioda, Wieslaw
3	148	31,66	4,6747	155,2382	97,02	90 Gaweda, Boguslaw
4	138	32,89	4,1958	139,3359	87,08	76 Nadvornik, Milan
5	147	36,24	4,0563	134,7029	84,19	98 Sanecznik, Krzysztof
6	137	34,76	3,9413	130,8846	81,80	58 Widla, Radoslaw
7	143	36,60	3,9071	129,7486	81,09	6 Karas, Rafal
8	117	30,04	3,8948	129,3403	80,84	48 Burzec, Wieslaw
9	148	39,20	3,7755	125,3786	78,36	15 Schuppik, Dariusz
10	105	31,04	3,3827	112,3351	70,21	30 Madajewski, Leszek
11	141	41,75	3,3772	112,1529	70,10	37 Noga, Tadeusz
12	136	40,76	3,3366	110,8033	69,25	10 Bojanowski, Piotr
13	109	34,04	3,2021	106,3371	66,46	40 Sowa, Tomasz
14	132	43,10	3,0626	101,7055	63,57	39 Laskowska, Jadwiga
15	116	38,78	2,9912	99,3340	62,08	31 Koput, Jurand
16	146	49,05	2,9766	98,8466	61,78	14 Miksza, Maciej
17	115	39,32	2,9247	97,1253	60,70	65 Staszkiwicz, Robert
18	125	42,79	2,9212	97,0098	60,63	22 Cichacz, Wlodzimierz
19	106	39,64	2,6741	88,8015	55,50	86 Golab, Tadeusz
20	74	28,35	2,6102	86,6815	54,18	50 Michalowski, Krzysztof
21	71	32,22	2,2036	73,1780	45,74	85 Kuc, Maciej
22	77	41,78	1,8430	61,2026	38,25	63 Dabrowski, Juliusz
23	86	46,78	1,8384	61,0501	38,16	81 Sioda, Katarzyna
24	58	32,09	1,8074	60,0214	37,51	13 Czapla, Aleksandra
25	69	40,67	1,6966	56,3408	35,21	29 Bieniasz, Grzegorz
26	56	39,35	1,4231	47,2597	29,54	5 Baluszynska, Agnieszka
27	35	120,70	0,2900	9,6296	6,02	62 Gizinski, Zdzislaw
28	0	0,00	0,0000	0,0000	0,00	80 Znamirowski, Jerzy
29	0	0,00	0,0000	0,0000	0,00	2 Dymacz, Adam
30	0	0,00	0,0000	0,0000	0,00	79 Znamirowski, Slawomir
31	0	0,00	0,0000	0,0000	0,00	24 Patena, Pawel
32	0	0,00	0,0000	0,0000	0,00	21 Michalik, Stanislaw

PRODUCTION -- Overall Stage Results**Incorsa Cup 2010**

Printed czerwiec 12, 2010 at 16:06

**Stage 10 -- 10**

	PTS	TIME	HIT FACTOR	STAGE POINTS	STAGE PERCENT	COMPETITOR # Name
1	134	23,58	5,6828	160,0000	100,00	54 Palka, Jan
2	146	26,65	5,4784	154,2462	96,40	43 Schmidt, Tino
3	144	27,08	5,3176	149,7176	93,57	56 Sciranka, Martin
4	142	28,78	4,9340	138,9174	86,82	72 Wasilewski, Artur
5	136	28,61	4,7536	133,8382	83,65	57 Karnis, Peter
6	134	29,49	4,5439	127,9349	79,96	83 Miklaszewski, Robert
7	134	30,71	4,3634	122,8525	76,78	64 Chrastny, Martin
8	132	30,93	4,2677	120,1581	75,10	9 Marcinek, Pavel
9	130	32,88	3,9538	111,3193	69,57	78 Manolevski, Michael
10	133	34,77	3,8251	107,6976	67,31	8 Kucharski, Tomasz
11	118	31,26	3,7748	106,2801	66,43	20 Baluszynski, Grzegorz
12	122	32,99	3,6981	104,1206	65,08	94 Ciurzynski, Pawel
13	129	35,53	3,6307	102,2242	63,89	69 Mecwel, Przemyslaw
14	144	41,55	3,4657	97,5777	60,99	82 Gadek, Wojciech
15	124	36,38	3,4085	95,9661	59,98	34 Kapral, Wojtech
16	134	40,32	3,3234	93,5714	58,48	66 Zalewski, Marcin
17	121	36,60	3,3060	93,0815	58,18	53 Bazala, Marcin
18	104	31,56	3,2953	92,7802	57,99	46 Kwiecien, Stanislaw
19	100	30,64	3,2637	91,8904	57,43	75 Viglasky, Anton
20	99	31,84	3,1093	87,5429	54,71	35 Spychala, Maciej
21	136	45,79	2,9701	83,6233	52,26	91 Chrobok, Piotr
22	142	50,41	2,8169	79,3105	49,57	77 Nadvornikova, Petra
23	113	43,18	2,6170	73,6809	46,05	12 Gorski, Dominik
24	85	35,12	2,4203	68,1433	42,59	88 Weglarczyk, Mariusz
25	114	47,52	2,3990	67,5441	42,22	52 Pilch, Janusz
26	90	37,72	2,3860	67,1784	41,99	67 Grabarczyk, Jacek
27	80	36,35	2,2008	61,9647	38,73	23 Kubicz, Zbigniew
28	103	47,65	2,1616	60,8602	38,04	16 Soltys, Maciej
29	110	51,12	2,1518	60,5844	37,87	17 Gdowski, Jacek
30	97	45,32	2,1403	60,2616	37,66	70 Ozorowski, Pawel
31	130	61,03	2,1301	59,9734	37,48	32 Kekus, Krzysztof
32	72	35,24	2,0431	57,5249	35,95	89 Cias, Mikolaj
33	114	56,76	2,0085	56,5485	35,34	71 Kaluza, Miroslaw
34	131	65,74	1,9927	56,1049	35,07	33 Kucharski, Leszek
35	70	36,62	1,9115	53,8194	33,64	51 Malinowski, Michal
36	114	60,13	1,8959	53,3793	33,36	1 Topik, Marek
37	54	31,20	1,7308	48,7302	30,46	41 Siuda, Krzysztof
38	94	54,90	1,7122	48,2075	30,13	87 Koprowski, Ryszard
39	71	41,89	1,6949	47,7207	29,83	49 Zawislak, Marek
40	86	50,78	1,6936	47,6831	29,80	55 Kaczova, Miriam
41	92	59,27	1,5522	43,7031	27,31	59 Bekier, Piotr
42	95	65,48	1,4508	40,8483	25,53	28 Poniedzialek, Piotr
43	113	78,54	1,4388	40,5085	25,32	19 Strag, Jan
44	77	54,10	1,4233	40,0731	25,05	11 Cnotliwy, Slawomir
45	90	64,00	1,4063	39,5933	24,75	25 Pietak, Grzegorz
46	86	69,94	1,2296	34,6204	21,64	27 Polak, Andrzej

PRODUCTION -- Overall Stage Results

Incorsa Cup 2010

Printed czerwiec 12, 2010 at 16:06




Stage 10 -- 10

	PTS	TIME	HIT FACTOR	STAGE POINTS	STAGE PERCENT	COMPETITOR # Name
47	80	68,64	1,1655	32,8149	20,51	47 Kowalski, Cezary
48	44	57,74	0,7620	21,4553	13,41	84 Jarosz, Rafal
49	52	124,50	0,4177	11,7596	7,35	18 Strag, Mateusz
50	24	153,80	0,1560	4,3935	2,75	92 Chrobok, Zuzanna
51	9	59,22	0,1520	4,2789	2,67	95 Simkiewicz, Tomasz
52	6	49,79	0,1205	3,3929	2,12	68 Zawodny, Bartlomiej
53	0	0,00	0,0000	0,0000	0,00	4 Mysiak, Stefan
54	0	0,00	0,0000	0,0000	0,00	26 Dudek, Konrad
55	0	42,46	0,0000	0,0000	0,00	74 Welna, Michal
56	0	74,00	0,0000	0,0000	0,00	36 Prokop, Katarzyna
57	0	0,00	0,0000	0,0000	0,00	73 Konik, Slawomir

Incorsa Cup 2010

Printed czerwiec 12, 2010 at 16:06



Disqualified Shooters

No.	Name
------------	-------------

60	Czauderna, Slawomir
----	---------------------

61	Tomczak, Andrzej
----	------------------

93	Borowy, Robert
----	----------------