

# MODIFIED -- Match Results By Region

## Cracow Open 2009

Printed sierpień 30, 2009 at 23:14



### Region: Czech Republic

	<u>%</u>	<u>Points</u>	<u>Competitor</u>	<u>Cat</u>	<u>Reg</u>	<u>Cls</u>	<u>Tag</u>	<u>ICS</u>
1	100,00	1281,1283	80 Horinek, Milos		CZE			
2	86,62	1109,6659	74 Helan, Vit		CZE			
3	82,79	1060,6782	155 Novak, Lubor		CZE			
4	64,79	830,0135	172 Plzak, Jiri		CZE			

# MODIFIED -- Match Results By Region

## Cracow Open 2009

Printed sierpień 30, 2009 at 23:14



### Region: Poland

	<u>%</u>	<u>Points</u>	<u>Competitor</u>	<u>Cat</u>	<u>Reg</u>	<u>Cls</u>	<u>Tag</u>	<u>ICS</u>
1	100,00	23,9409	446 Dudek, Konrad		POL			

# OPEN -- Match Results By Region

## Cracow Open 2009

Printed sierpień 30, 2009 at 23:14



### Region: Czech Republic

	<u>%</u>	<u>Points</u>	<u>Competitor</u>	<u>Cat</u>	<u>Reg</u>	<u>Cls</u>	<u>Tag</u>	<u>ICS</u>
1	100,00	1347,5592	75 Henes, Zdenek		CZE			
2	96,43	1299,5104	192 Sebo, Robin		CZE			
3	86,81	1169,7548	218 Sustrova, Katerina	L	CZE			
4	78,11	1052,5346	217 Sustr, Milos	S	CZE			
5	71,72	966,5260	193 Sebo, Petr		CZE			
6	61,05	822,6821	312 Spacek, Jaroslav	SS	CZE			

# OPEN -- Match Results By Region

## Cracow Open 2009

Printed sierpień 30, 2009 at 23:14



### Region: Germany

	<u>%</u>	<u>Points</u>	<u>Competitor</u>	<u>Cat</u>	<u>Reg</u>	<u>Cls</u>	<u>Tag</u>	<u>ICS</u>
1	100,00	1152,3291	76 Bettermann, Heribert	S	GER			
2	25,33	291,8349	374 Ullman, Josef		GER			

# OPEN -- Match Results By Region

## Cracow Open 2009

Printed sierpień 30, 2009 at 23:14



### Region: Italy

	<u>%</u>	<u>Points</u>	<u>Competitor</u>	<u>Cat</u>	<u>Reg</u>	<u>Cls</u>	<u>Tag</u>	<u>ICS</u>
1	100,00	1032,2602	1 Anese, Renato		ITA			
2	99,68	1028,9754	167 Pedrana, Marco		ITA			
3	61,38	633,6300	32 Cucagna, Giulio Cesare	SS	ITA			

# OPEN -- Match Results By Region

## Cracow Open 2009

Printed sierpień 30, 2009 at 23:14



### Region: Lithuania

	<u>%</u>	<u>Points</u>	<u>Competitor</u>	<u>Cat</u>	<u>Reg</u>	<u>Cls</u>	<u>Tag</u>	<u>ICS</u>
1	100,00	1236,4246	12 Bektemirov, Rinat		LTU			
2	94,72	1171,2012	320 Sabaliauskas, Vaidas		LTU			

# OPEN -- Match Results By Region

## Cracow Open 2009

Printed sierpień 30, 2009 at 23:14



### Region: Netherlands

	<u>%</u>	<u>Points</u>	<u>Competitor</u>	<u>Cat</u>	<u>Reg</u>	<u>Cls</u>	<u>Tag</u>	<u>ICS</u>
1	100,00	711,9944	231 Tissingh, Klaas		NED			
2	96,67	688,2718	235 Veeneman, Lindy	L	NED			
3	54,23	386,1345	163 Pattimukaij, Nonna	L	NED			
4	54,18	385,7720	236 Veeneman, Albert		NED			

# OPEN -- Match Results By Region

## Cracow Open 2009

Printed sierpień 30, 2009 at 23:14



### Region: Poland


	<u>%</u>	<u>Points</u>	<u>Competitor</u>	<u>Cat</u>	<u>Reg</u>	<u>Cls</u>	<u>Tag</u>	<u>ICS</u>
1	100,00	1040,0381	336 Wylon, Marcin	J	POL			
2	79,23	823,9830	340 Kulis, Janusz	S	POL			
3	65,47	680,8935	45 Ejsmont, Jerzy	S	POL			
4	64,14	667,0990	323 Wylon, Marek	S	POL			
5	19,01	197,7376	366 Wloczewski, Adam		POL			



# OPEN -- Match Results By Region

## Cracow Open 2009

Printed sierpień 30, 2009 at 23:14



### Region: United Kingdom

	<u>%</u>	<u>Points</u>	<u>Competitor</u>	<u>Cat</u>	<u>Reg</u>	<u>Cls</u>	<u>Tag</u>	<u>ICS</u>
1	100,00	726,5376	134 McNicholl, Martin		GBR			

# PRODUCTION -- Match Results By Region

## Cracow Open 2009

Printed sierpień 30, 2009 at 23:14



### Region: Czech Republic

	<u>%</u>	<u>Points</u>	<u>Competitor</u>	<u>Cat</u>	<u>Reg</u>	<u>Cls</u>	<u>Tag</u>	<u>ICS</u>
1	100,00	1357,2066	256 Zapletal, Miroslav		CZE			
2	91,84	1246,4766	338 Kovar, Zbynek		CZE			
3	84,55	1147,5451	220 Svehla ml., Zdenek		CZE			
4	81,21	1102,1296	400 Sedy, Roman		CZE			
5	70,28	953,8350	130 Chrastny, Martin		CZE			
6	65,64	890,9236	89 Kala, Richard		CZE			
7	65,18	884,6075	127 Manolevski, Michael		CZE			
8	64,89	880,7517	41 Dvorak, Marian		CZE			
9	45,35	615,4642	309 Körner, Stanislav		CZE			
10	42,45	576,0774	375 Bibr, Vlastimil		CZE			
11	40,07	543,8505	151 Nadvornikova, Petra	L	CZE			

# PRODUCTION -- Match Results By Region

## Cracow Open 2009

Printed sierpień 30, 2009 at 23:14



### Region: Germany

	<u>%</u>	<u>Points</u>	<u>Competitor</u>	<u>Cat</u>	<u>Reg</u>	<u>Cls</u>	<u>Tag</u>	<u>ICS</u>
1	100,00	704,7042	137 Blana, Michael		GER			
2	96,52	680,2145	129 Wallroth, Marion	L	GER			
3	93,09	655,9922	353 Eschler, Roland		GER			
4	86,01	606,1123	79 Horak, Benjamin		GER			
5	82,72	582,9393	96 Dose, Klaus-Peter	S	GER			
6	63,08	444,5028	240 Voss, Kai		GER			

# PRODUCTION -- Match Results By Region

## Cracow Open 2009

Printed sierpień 30, 2009 at 23:14



### Region: Italy

	<u>%</u>	<u>Points</u>	<u>Competitor</u>	<u>Cat</u>	<u>Reg</u>	<u>Cls</u>	<u>Tag</u>	<u>ICS</u>
1	100,00	1302,8844	18 Brocanelli, Paolo					ITA

# PRODUCTION -- Match Results By Region

## Cracow Open 2009

Printed sierpień 30, 2009 at 23:14



### Region: Lithuania

	<u>%</u>	<u>Points</u>	<u>Competitor</u>	<u>Cat</u>	<u>Reg</u>	<u>Cls</u>	<u>Tag</u>	<u>ICS</u>
1	100,00	1217,7188	321 Ivaskevicius, Saulius		LTU			
2	95,67	1164,9643	311 Maziliauskas, Voldemaras		LTU			
3	84,01	1023,0341	327 Binkevicius, Ramunas		LTU			
4	67,51	822,0693	317 Siemashko, Artur		LTU			
5	66,28	807,1296	186 Rozhkov, Artiom		LTU			
6	64,03	779,6611	62 Grigoriev, Kiril	J	LTU			
7	62,81	764,8299	153 Nakroshius, Rolandas		LTU			
8	27,91	339,8287	119 Laurishas, Juras		LTU			
9	24,57	299,2116	306 Sildijajew, Inga	L	LTU			

# PRODUCTION -- Match Results By Region

## Cracow Open 2009

Printed sierpień 30, 2009 at 23:14



### Region: Poland

	<u>%</u>	<u>Points</u>	<u>Competitor</u>	<u>Cat</u>	<u>Reg</u>	<u>Cls</u>	<u>Tag</u>	<u>ICS</u>
1	100,00	1024,9430	372 Kwiecien, Stanislaw		POL			
2	99,84	1023,2555	181 Redecker, Tomasz		POL			
3	98,16	1006,1184	17 Borkowski, Lukasz		POL			
4	94,33	966,8180	206 Sokolowski, Leszek		POL			
5	93,78	961,1658	120 Lewandowski, Przemyslaw		POL			
6	92,00	942,9223	242 Wasilewski, Artur		POL			
7	87,69	898,7599	145 Mizuro, Maciej		POL			
8	86,51	886,6728	136 Mecwel, Przemyslaw		POL			
9	82,91	849,7656	201 Skowron, Marcin		POL			
10	81,92	839,6767	281 Ciurzynski, Pawel		POL			
11	81,87	839,1477	269 Kleszcz, Roman		POL			
12	80,68	826,9341	287 Malcharek, Tomasz		POL			
13	79,29	812,6819	6 Baluszynski, Grzegorz		POL			
14	76,03	779,3132	143 Miklaszewski, Robert		POL			
15	73,31	751,3729	102 Kopiec, Karol		POL			
16	71,52	733,0481	100 Kolakowski, Jan	S	POL			
17	71,21	729,8175	254 Wyporek, Wojciech		POL			
18	70,31	720,6421	343 Wrona, Robert		POL			
19	69,06	707,7936	174 Poplawski, Grzegorz		POL			
20	68,00	696,9293	246 Wilczynski, Artur		POL			
21	66,51	681,7050	111 Krzyzaniak, Roman		POL			
22	63,42	650,0079	59 Golkowski, Marcin		POL			
23	63,21	647,8685	3 Bajerowski, Tomasz	S	POL			
24	62,37	639,2190	103 Kopiec, Marian	S	POL			
25	62,13	636,7897	337 Konik, Slawek		POL			
26	61,82	633,6133	367 Gadek, Wojciech		POL			
27	59,57	610,5273	315 Jacek, Zdzislaw		POL			
28	58,11	595,6089	333 Soltys, Maciei		POL			
29	55,93	573,2278	24 Cias, Mikolaj		POL			
30	55,22	565,9481	285 Kopernik, Pawel		POL			
31	54,35	557,0226	359 Pilch, Janusz	S	POL			
32	52,63	539,4679	123 Lazarowicz, Maciej		POL			
33	52,29	535,8991	278 Zaworski, Radoslaw		POL			
34	51,68	529,7391	282 Swierczynski, Jaroslaw		POL			
35	51,17	524,4139	11 Bekier, Piotr		POL			
36	51,10	523,7478	9 Bazala, Marcin		POL			
37	50,45	517,0475	90 Kaletka, Zbigniew		POL			
38	48,52	497,2797	319 Zawislak, Marek	S	POL			
39	46,73	478,9798	302 Poniedzialek, Piotr		POL			
40	45,37	465,0274	251 Wrzesniowski, Marcin		POL			
41	44,97	460,9144	91 Kaletka, Grzegorz		POL			
42	42,00	430,4806	280 Simkiewicz, Tomasz		POL			
43	42,00	430,4431	22 Chrobok, Piotr		POL			
44	41,86	429,0798	226 Szymiczek, Eugeniusz		POL			
45	39,36	403,4501	109 Kotzyba, Jacek		POL			
46	38,47	394,2701	284 Melinda, Karpaci	L	POL			

# PRODUCTION -- Match Results By Region

## Cracow Open 2009

Printed sierpień 30, 2009 at 23:14




### Region: Poland

	<u>%</u>	<u>Points</u>	<u>Competitor</u>	<u>Cat</u>	<u>Reg</u>	<u>Cls</u>	<u>Tag</u>	<u>ICS</u>
47	35,29	361,6633	274 Olszewski, Krzysztof	S	POL			
48	18,88	193,4940	53 Gaweł, Henryk	S	POL			
49	17,49	179,2837	175 Prokop, Katarzyna	L	POL			
50	6,48	66,4431	286 Wilk, Remigiusz		POL			

# PRODUCTION -- Match Results By Region

## Cracow Open 2009

Printed sierpień 30, 2009 at 23:14



### Region: Russia

	<u>%</u>	<u>Points</u>	<u>Competitor</u>	<u>Cat</u>	<u>Reg</u>	<u>Cls</u>	<u>Tag</u>	<u>ICS</u>
1	100,00	1094,1144	195 Ivanov, Sergey		RUS			



# PRODUCTION -- Match Results By Region

## Cracow Open 2009

Printed sierpień 30, 2009 at 23:14



### Region: Slovak Republic

	<u>%</u>	<u>Points</u>	<u>Competitor</u>	<u>Cat</u>	<u>Reg</u>	<u>Cls</u>	<u>Tag</u>	<u>ICS</u>
1	100,00	1339,1029	241 Vysny, Marian		SVK			
2	28,46	381,1106	373 Tretina, Robert		SVK			

# PRODUCTION -- Match Results By Region

## Cracow Open 2009

Printed sierpień 30, 2009 at 23:14




### Region: Ukraine

	<u>%</u>	<u>Points</u>	<u>Competitor</u>	<u>Cat</u>	<u>Reg</u>	<u>Cls</u>	<u>Tag</u>	<u>ICS</u>
1	100,00	1024,8286	176 Proskuryakov, Andrej		UKR			
2	69,23	709,4901	152 Nagirnyak, Yuriy		UKR			

# PRODUCTION -- Match Results By Region

## Cracow Open 2009

Printed sierpień 30, 2009 at 23:14



### Region: United Kingdom

	<u>%</u>	<u>Points</u>	<u>Competitor</u>	<u>Cat</u>	<u>Reg</u>	<u>Cls</u>	<u>Tag</u>	<u>ICS</u>
1	100,00	768,4990	46 Ellis, Alexander	S	GBR			
2	84,53	649,6466	133 McConnell, Thomas	S	GBR			

# STANDARD -- Match Results By Region

## Cracow Open 2009

Printed sierpień 30, 2009 at 23:14



### Region: Czech Republic

	<u>%</u>	<u>Points</u>	<u>Competitor</u>	<u>Cat</u>	<u>Reg</u>	<u>Cls</u>	<u>Tag</u>	<u>ICS</u>
1	100,00	1395,3198	260 Znamenacek, Petr		CZE			
2	82,20	1146,9570	233 Vaclavik, Jaroslav		CZE			
3	76,80	1071,5855	330 Klecanda, Kvido		CZE			
4	72,26	1008,2827	208 Soustar, Ivo		CZE			
5	72,10	1006,0230	219 Svehla st., Zdenek	S	CZE			
6	71,52	997,8683	283 Lisy, Radovan		CZE			
7	70,50	983,7672	182 Rehak, Michael		CZE			
8	69,23	965,9364	247 Wilk, Ivo		CZE			
9	68,24	952,1992	38 Dlouha, Helena	L	CZE			
10	62,87	877,2144	82 Hubner, David		CZE			
11	62,83	876,6503	114 Kunovsky, Lukas		CZE			
12	60,79	848,1795	150 Nadvornik, Milan		CZE			
13	60,28	841,1402	64 Grohol, Radim		CZE			
14	60,00	837,1935	177 Puska, Tomas		CZE			
15	59,15	825,3091	16 Bojanowski, Piotr		CZE			
16	59,00	823,2240	234 Vasicek, David		CZE			
17	58,22	812,4023	159 Ogurek, Jiri		CZE			
18	58,00	809,3440	301 Sedina, Jiri		CZE			
19	50,89	710,0893	238 Vilimovsky, Jan		CZE			
20	50,08	698,7867	316 Kohn, Miroslav	S	CZE			
21	49,92	696,5792	377 Rakusan, Josef	S	CZE			
22	49,68	693,2326	10 Behal, Jiri		CZE			
23	47,14	657,6942	221 Svrcek, Petr		CZE			
24	44,71	623,8896	83 Hubner, Lubos	S	CZE			
25	42,59	594,2439	326 Rehberger, Ivo		CZE			
26	40,90	570,6329	331 Kasal, Zdenek	S	CZE			
27	20,94	292,1391	335 Pazourkova, Eva	L	CZE			
28	18,81	262,5241	222 Svrckova, Vera	L	CZE			

# STANDARD -- Match Results By Region

## Cracow Open 2009

Printed sierpień 30, 2009 at 23:14



### Region: Germany

	<u>%</u>	<u>Points</u>	<u>Competitor</u>	<u>Cat</u>	<u>Reg</u>	<u>Cls</u>	<u>Tag</u>	<u>ICS</u>
1	100,00	1077,9587	445 Braun, Jurgen		GER			

# STANDARD -- Match Results By Region

## Cracow Open 2009

Printed sierpień 30, 2009 at 23:14



### Region: Hungary

	<u>%</u>	<u>Points</u>	<u>Competitor</u>	<u>Cat</u>	<u>Reg</u>	<u>Cls</u>	<u>Tag</u>	<u>ICS</u>
1	100,00	1301,5380	8 Batki, Gyorgy		HUN			
2	89,08	1159,3738	26 Cieselski, Marcin		HUN			
3	78,93	1027,2563	225 Szarvas, Peter		HUN			
4	76,56	996,4746	142 Miglecz, Gyula		HUN			
5	67,18	874,4218	223 Szoloszi, Gabor		HUN			

# STANDARD -- Match Results By Region

## Cracow Open 2009

Printed sierpień 30, 2009 at 23:14



### Region: Ireland

	<u>%</u>	<u>Points</u>	<u>Competitor</u>	<u>Cat</u>	<u>Reg</u>	<u>Cls</u>	<u>Tag</u>	<u>ICS</u>
1	100,00	874,6636	27 Clare, John					IRL
2	91,47	800,0779	128 Mansfield, Thomas	S				IRL
3	75,01	656,1001	30 Clegg, Ivor					IRL

# STANDARD -- Match Results By Region

## Cracow Open 2009

Printed sierpień 30, 2009 at 23:14



### Region: Italy

	<u>%</u>	<u>Points</u>	<u>Competitor</u>	<u>Cat</u>	<u>Reg</u>	<u>Cls</u>	<u>Tag</u>	<u>ICS</u>
1	100,00	1128,2323	169 PierFrancesco, Pasini					ITA



# STANDARD -- Match Results By Region

## Cracow Open 2009

Printed sierpień 30, 2009 at 23:14



### Region: Lithuania

	<u>%</u>	<u>Points</u>	<u>Competitor</u>	<u>Cat</u>	<u>Reg</u>	<u>Cls</u>	<u>Tag</u>	<u>ICS</u>
1	100,00	1026,5421	203 Slunin, Andrej		LTU			
2	96,32	988,7149	63 Grigoriev, Konstantin		LTU			
3	87,66	899,8373	202 Skukauskas, Kestutis		LTU			

# STANDARD -- Match Results By Region

## Cracow Open 2009

Printed sierpień 30, 2009 at 23:14



### Region: Poland

	<u>%</u>	<u>Points</u>	<u>Competitor</u>	<u>Cat</u>	<u>Reg</u>	<u>Cls</u>	<u>Tag</u>	<u>ICS</u>
1	100,00	1207,2536	371 Sioda, Wieslaw		POL			
2	82,36	994,3435	139 Michalowski, Krzysztof		POL			
3	81,27	981,0755	227 Swierczek, Zbigniew		POL			
4	78,34	945,8213	258 Zdzitowiecki, Andrzej		POL			
5	76,37	921,9535	54 Gaweda, Boguslaw	S	POL			
6	72,93	880,4126	58 Golab, Tadeusz	S	POL			
7	71,54	863,7045	245 Widla, Radoslaw		POL			
8	70,69	853,4248	124 Madajewski, Leszek		POL			
9	70,61	852,3960	332 Sanecznik, Krzystof	S	POL			
10	69,04	833,4851	19 Burzec, Wieslaw	S	POL			
11	68,17	822,9834	444 Noga, Tadeusz	S	POL			
12	67,71	817,3978	34 Czauderna, Slawomir		POL			
13	67,37	813,3416	369 Wochnik, Michal		POL			
14	64,57	779,5378	318 Schuppik, Dariusz		POL			
15	64,09	773,6955	345 Bielinski, Jaroslaw		POL			
16	63,30	764,1494	52 Galazka, Marcin		POL			
17	62,10	749,6710	261 Znamirowski, Slawek		POL			
18	61,57	743,3222	105 Koput, Jurand	S	POL			
19	57,82	698,0750	20 Buszkiewicz, Lechoslaw		POL			
20	55,62	671,4688	25 Lewandowski, Jaroslaw		POL			
21	52,46	633,2936	4 Baluszynska, Agnieszka	L	POL			
22	51,23	618,4542	117 Laskowska-Zaslawska, Jadwiga	L	POL			
23	49,47	597,2816	325 Dabrowski, Darek		POL			
24	49,13	593,0853	121 Lotko-Lozinska, Aniela	L	POL			
25	47,21	569,9764	214 Stepniewicz, Hubert		POL			
26	47,02	567,6947	328 Bieniasz, Grzegorz		POL			
27	45,32	547,1661	272 Moller, Jerzy		POL			
28	36,10	435,8337	44 Ejsmont, Anna	L	POL			
29	14,63	176,5707	165 Pawlik, Celina	L	POL			
30	4,86	58,7306	190 Schramm, Piotr		POL			

# STANDARD -- Match Results By Region

## Cracow Open 2009

Printed sierpień 30, 2009 at 23:14



### Region: Slovak Republic

	<u>%</u>	<u>Points</u>	<u>Competitor</u>	<u>Cat</u>	<u>Reg</u>	<u>Cls</u>	<u>Tag</u>	<u>ICS</u>
1	100,00	1293,4496	307 Kopunec, Peter		SVK			
2	68,30	883,4614	314 Szabo, Alexander		SVK			
3	65,29	844,4647	313 Grubiak, Stanislav		SVK			
4	23,25	300,7573	401 Zember, Pavol		SVK			

# STANDARD -- Match Results By Region

## Cracow Open 2009

Printed sierpień 30, 2009 at 23:14



### Region: South Africa

	<u>%</u>	<u>Points</u>	<u>Competitor</u>	<u>Cat</u>	<u>Reg</u>	<u>Cls</u>	<u>Tag</u>	<u>ICS</u>
1	100,00	742,0025	228 Taczalski, Marek	S	RSA			
2	94,87	703,9737	2 Atkinson, Mark		RSA			

# STANDARD -- Match Results By Region

## Cracow Open 2009

Printed sierpień 30, 2009 at 23:14




### Region: Switzerland

	<u>%</u>	<u>Points</u>	<u>Competitor</u>	<u>Cat</u>	<u>Reg</u>	<u>Cls</u>	<u>Tag</u>	<u>ICS</u>
1	100,00	726,0363	304 Kieninger, Stephanie	L	SUI			

# STANDARD -- Match Results By Region

## Cracow Open 2009

Printed sierpień 30, 2009 at 23:14



### Region: Ukraine

	<u>%</u>	<u>Points</u>	<u>Competitor</u>	<u>Cat</u>	<u>Reg</u>	<u>Cls</u>	<u>Tag</u>	<u>ICS</u>
1	100,00	624,6679	255 Zameretc, Alexandr		UKR			

# STANDARD -- Match Results By Region

## Cracow Open 2009

Printed sierpień 30, 2009 at 23:14



### Region: United Kingdom

	<u>%</u>	<u>Points</u>	<u>Competitor</u>	<u>Cat</u>	<u>Reg</u>	<u>Cls</u>	<u>Tag</u>	<u>ICS</u>
1	100,00	868,6434	84 Hunter, John		GBR			
2	74,04	643,1022	347 Clarke, Malcolm	S	GBR			
3	71,49	621,0067	360 Chan, Mario		GBR			
4	66,06	573,8650	51 Gallagher, Aidan	S	GBR			
5	28,42	246,8525	349 Clarke, Pam	L	GBR			

# Cracow Open 2009

Printed sierpień 30, 2009 at 23:14



## Disqualified Shooters

<b>No.</b>	<b>Name</b>
------------	-------------

42	Ecker, Karol
339	Spychala, Maciek
376	Cnotliwy, Slawomir