

OPEN -- Overall Stage Results

Cracow Open 2009

Printed sierpień 30, 2009 at 23:06



Stage 1 --

	PTS	TIME	HIT FACTOR	STAGE POINTS	STAGE PERCENT	COMPETITOR # Name
1	78	9,91	7,8708	80,0000	100,00	12 Bektemirov, Rinat
2	73	9,94	7,3441	74,6458	93,31	320 Sabaliauskas, Vaidas
3	72	10,43	6,9032	70,1645	87,71	336 Wylon, Marcin
4	65	9,61	6,7638	68,7478	85,93	192 Sebo, Robin
5	64	9,49	6,7439	68,5461	85,68	75 Henes, Zdenek
6	79	12,23	6,4595	65,6553	82,07	218 Sustrova, Katerina
7	70	10,87	6,4397	65,4542	81,82	217 Sustr, Milos
8	69	11,26	6,1279	62,2845	77,86	193 Sebo, Petr
9	68	11,16	6,0932	61,9318	77,41	167 Pedrana, Marco
10	70	11,64	6,0137	61,1243	76,41	76 Bettermann, Heribert
11	63	11,17	5,6401	57,3266	71,66	323 Wylon, Marek
12	77	14,61	5,2704	53,5685	66,96	312 Spacek, Jaroslav
13	74	15,44	4,7927	48,7140	60,89	231 Tissingh, Klaas
14	74	17,23	4,2948	43,6531	54,57	235 Veeneman, Lindy
15	65	16,80	3,8690	39,3254	49,16	45 Ejsmont, Jerzy
16	74	19,39	3,8164	38,7903	48,49	1 Anese, Renato
17	56	14,78	3,7889	38,5108	48,14	340 Kulis, Janusz
18	69	18,24	3,7829	38,4497	48,06	32 Cucagna, Giulio Cesare
19	67	22,17	3,0221	30,7170	38,40	163 Pattimukajj, Nonna
20	52	20,31	2,5603	26,0233	32,53	374 Ullman, Josef
21	54	21,45	2,5175	25,5879	31,98	236 Veeneman, Albert
22	39	16,63	2,3452	23,8364	29,80	134 McNicholl, Martin
23	0	2,26	0,0000	0,0000	0,00	366 Wloczewski, Adam

STANDARD -- Overall Stage Results

Cracow Open 2009

Printed sierpień 30, 2009 at 23:06



Stage 1 --

	PTS	TIME	HIT FACTOR	STAGE POINTS	STAGE PERCENT	COMPETITOR # Name
1	71	9,68	7,3347	80,0000	100,00	260 Znamenacek, Petr
2	69	10,02	6,8862	75,1084	93,89	371 Sioda, Wieslaw
3	72	11,15	6,4574	70,4311	88,04	203 Slunin, Andrej
4	74	12,01	6,1615	67,2041	84,01	26 Cieselski, Marcin
5	70	11,37	6,1566	67,1498	83,94	8 Batki, Gyorgy
6	66	10,74	6,1453	67,0265	83,78	258 Zdzitowiecki, Andrzej
7	73	12,31	5,9301	64,6803	80,85	330 Klecanda, Kvido
8	64	10,95	5,8447	63,7489	79,69	169 PierFrancesco, Pasini
9	74	12,68	5,8360	63,6531	79,57	233 Vaclavik, Jaroslav
10	69	12,12	5,6931	62,0946	77,62	227 Swierczek, Zbigniew
11	78	13,79	5,6563	61,6932	77,12	139 Michalowski, Krzysztof
12	69	12,28	5,6189	61,2855	76,61	316 Kohn, Miroslav
13	60	10,70	5,6075	61,1610	76,45	445 Braun, Jurgen
14	70	12,54	5,5821	60,8846	76,11	208 Soustar, Ivo
15	73	13,10	5,5725	60,7797	75,97	19 Burzec, Wieslaw
16	73	13,26	5,5053	60,0463	75,06	27 Clare, John
17	74	13,73	5,3897	58,7852	73,48	247 Wilk, Ivo
18	59	10,97	5,3783	58,6614	73,33	307 Kopunec, Peter
19	73	13,90	5,2518	57,2816	71,60	304 Kieninger, Stephanie
20	76	14,61	5,2019	56,7375	70,92	313 Grubiak, Stanislav
21	66	12,71	5,1928	56,6377	70,80	228 Taczalski, Marek
22	66	12,82	5,1482	56,1517	70,19	332 Sanecznik, Krzystof
23	70	13,82	5,0651	55,2455	69,06	444 Noga, Tadeusz
24	70	13,88	5,0432	55,0067	68,76	182 Rehak, Michael
25	70	13,91	5,0324	54,8881	68,61	283 Lisy, Radovan
26	57	11,34	5,0265	54,8238	68,53	34 Czauderna, Slawomir
27	76	15,13	5,0231	54,7875	68,48	128 Mansfield, Thomas
28	66	13,17	5,0114	54,6594	68,32	114 Kunovsky, Lukas
29	73	14,83	4,9225	53,6894	67,11	261 Znamirovski, Slawek
30	64	13,15	4,8669	53,0837	66,35	150 Nadvornik, Milan
31	63	13,14	4,7945	52,2940	65,37	225 Szarvas, Peter
32	65	13,68	4,7515	51,8244	64,78	105 Koput, Jurand
33	64	13,49	4,7443	51,7458	64,68	325 Dabrowski, Darek
34	58	12,32	4,7078	51,3481	64,19	20 Buszkiewicz, Lechoslaw
35	69	14,72	4,6875	51,1268	63,91	2 Atkinson, Mark
36	75	16,03	4,6787	51,0311	63,79	51 Gallagher, Aidan
37	58	12,50	4,6400	50,6087	63,26	52 Galazka, Marcin
38	54	11,64	4,6392	50,5997	63,25	54 Gaweda, Boguslaw
39	66	14,36	4,5961	50,1299	62,66	58 Golab, Tadeusz
40	69	15,08	4,5756	49,9062	62,38	219 Svehla st., Zdenek
41	76	16,86	4,5077	49,1658	61,46	234 Vasicek, David
42	64	14,20	4,5070	49,1585	61,45	238 Vilimovsky, Jan
43	60	13,32	4,5045	49,1308	61,41	369 Wochnik, Michal
44	54	11,99	4,5038	49,1226	61,40	142 Miglecz, Gyula
45	65	14,45	4,4983	49,0628	61,33	223 Szoloszi, Gabor
46	72	16,08	4,4776	48,8375	61,05	377 Rakusan, Josef

STANDARD -- Overall Stage Results

Cracow Open 2009

Printed sierpień 30, 2009 at 23:06



Stage 1 --

	PTS	TIME	HIT FACTOR	STAGE POINTS	STAGE PERCENT	COMPETITOR # Name
47	49	10,99	4,4586	48,6301	60,79	314 Szabo, Alexander
48	55	12,53	4,3895	47,8761	59,85	245 Widla, Radoslaw
49	62	14,20	4,3662	47,6223	59,53	301 Sedina, Jiri
50	74	17,19	4,3048	46,9529	58,69	16 Bojanowski, Piotr
51	62	14,50	4,2759	46,6370	58,30	10 Behal, Jiri
52	66	15,46	4,2691	46,5631	58,20	272 Moller, Jerzy
53	64	15,05	4,2525	46,3821	57,98	331 Kasal, Zdenek
54	68	16,14	4,2131	45,9528	57,44	159 Ogurek, Jiri
55	68	16,44	4,1363	45,1143	56,39	117 Laskowska-Zaslawska, Jadwiga
56	56	13,67	4,0966	44,6814	55,85	82 Hubner, David
57	62	15,15	4,0924	44,6361	55,80	318 Schuppik, Dariusz
58	60	14,75	4,0678	44,3676	55,46	326 Rehberger, Ivo
59	66	16,37	4,0318	43,9746	54,97	30 Clegg, Ivor
60	69	17,35	3,9769	43,3767	54,22	202 Skukauskas, Kestutis
61	60	15,54	3,8610	42,1121	52,64	221 Svrcek, Petr
62	70	18,52	3,7797	41,2253	51,53	255 Zameretc, Alexandr
63	62	16,44	3,7713	41,1336	51,42	25 Lewandowski, Jaroslaw
64	60	15,92	3,7688	41,1069	51,38	63 Grigoriev, Konstantin
65	56	14,87	3,7660	41,0756	51,34	38 Dlouha, Helena
66	70	18,73	3,7373	40,7631	50,95	347 Clarke, Malcolm
67	47	13,09	3,5905	39,1620	48,95	345 Bielinski, Jaroslaw
68	60	16,74	3,5842	39,0933	48,87	4 Baluszynska, Agnieszka
69	58	16,58	3,4982	38,1549	47,69	64 Grohol, Radim
70	58	16,71	3,4710	37,8581	47,32	84 Hunter, John
71	58	16,75	3,4627	37,7677	47,21	360 Chan, Mario
72	54	15,62	3,4571	37,7068	47,13	121 Lotko-Lozinska, Aniela
73	57	16,63	3,4275	37,3843	46,73	124 Madajewski, Leszek
74	62	20,16	3,0754	33,5435	41,93	328 Bieniasz, Grzegorz
75	51	16,89	3,0195	32,9342	41,17	177 Puska, Tomas
76	44	15,09	2,9158	31,8032	39,75	214 Stepniewicz, Hubert
77	58	22,13	2,6209	28,5860	35,73	83 Hubner, Lubos
78	60	23,97	2,5031	27,3017	34,13	222 Svrckova, Vera
79	50	25,63	1,9508	21,2779	26,60	335 Pazourkova, Eva
80	42	26,90	1,5613	17,0296	21,29	165 Pawlik, Celina
81	38	25,08	1,5152	16,5258	20,66	44 Ejsmont, Anna
82	26	21,43	1,2133	13,2330	16,54	349 Clarke, Pam
83	0	0,00	0,0000	0,0000	0,00	401 Zember, Pavol
84	0	0,00	0,0000	0,0000	0,00	190 Schramm, Piotr

PRODUCTION -- Overall Stage Results

Cracow Open 2009

Printed sierpień 30, 2009 at 23:06



Stage 1 --

	PTS	TIME	HIT FACTOR	STAGE POINTS	STAGE PERCENT	COMPETITOR # Name
1	78	10,40	7,5000	80,0000	100,00	256 Zapletal, Miroslav
2	64	9,24	6,9264	73,8817	92,35	372 Kwiecien, Stanislaw
3	72	10,70	6,7290	71,7757	89,72	338 Kovar, Zbynek
4	72	10,81	6,6605	71,0453	88,81	241 Vysny, Marian
5	72	11,31	6,3660	67,9045	84,88	18 Brocanelli, Paolo
6	66	10,49	6,2917	67,1115	83,89	321 Ivaskevicius, Saulius
7	78	12,60	6,1905	66,0317	82,54	176 Proskuryakov, Andrej
8	76	12,99	5,8507	62,4070	78,01	195 Ivanov, Sergey
9	68	11,66	5,8319	62,2070	77,76	311 Maziliauskas, Voldemaras
10	72	12,52	5,7508	61,3419	76,68	287 Malcharek, Tomasz
11	68	12,19	5,5783	59,5023	74,38	143 Miklaszewski, Robert
12	70	12,56	5,5732	59,4480	74,31	186 Rozhkov, Artiom
13	72	13,32	5,4054	57,6577	72,07	400 Sedy, Roman
14	60	11,10	5,4054	57,6577	72,07	181 Redecker, Tomasz
15	64	12,06	5,3068	56,6059	70,76	96 Dose, Klaus-Peter
16	76	14,73	5,1595	55,0351	68,79	309 Körner, Stanislaw
17	68	13,34	5,0975	54,3728	67,97	242 Wasilewski, Artur
18	56	11,14	5,0269	53,6206	67,03	120 Lewandowski, Przemyslaw
19	68	13,66	4,9780	53,0991	66,37	41 Dvorak, Marian
20	62	12,51	4,9560	52,8644	66,08	206 Sokolowski, Leszek
21	62	12,90	4,8062	51,2662	64,08	145 Mizuro, Maciej
22	74	15,44	4,7927	51,1226	63,90	90 Kaletka, Zbigniew
23	76	15,97	4,7589	50,7618	63,45	46 Ellis, Alexander
24	60	12,83	4,6765	49,8831	62,35	62 Grigoriev, Kiril
25	45	9,70	4,6392	49,4845	61,86	337 Konik, Slawek
26	56	12,12	4,6205	49,2849	61,61	17 Borkowski, Lukasz
27	60	13,01	4,6118	49,1929	61,49	281 Ciurzynski, Pawel
28	66	14,37	4,5929	48,9910	61,24	91 Kaletka, Grzegorz
29	54	11,78	4,5840	48,8964	61,12	353 Eschler, Roland
30	72	16,03	4,4916	47,9102	59,89	285 Kopernik, Pawel
31	54	12,05	4,4813	47,8008	59,75	220 Svehla ml., Zdenek
32	62	13,98	4,4349	47,3057	59,13	127 Manolevski, Michael
33	68	15,41	4,4127	47,0690	58,84	103 Kopiec, Marian
34	68	15,44	4,4041	46,9775	58,72	3 Bajerowski, Tomasz
35	62	14,12	4,3909	46,8366	58,55	130 Chrastny, Martin
36	62	14,19	4,3693	46,6056	58,26	333 Soltys, Maciei
37	62	14,42	4,2996	45,8622	57,33	153 Nakroshius, Rolandas
38	64	14,93	4,2867	45,7245	57,16	9 Bazala, Marcin
39	41	9,63	4,2575	45,4136	56,77	327 Binkevicius, Ramunas
40	52	12,22	4,2553	45,3901	56,74	136 Mecwel, Przemyslaw
41	54	12,86	4,1991	44,7900	55,99	137 Blana, Michael
42	58	14,05	4,1281	44,0332	55,04	315 Jacek, Zdzislaw
43	80	19,58	4,0858	43,5819	54,48	254 Wyporek, Wojciech
44	64	15,76	4,0609	43,3164	54,15	111 Krzyzaniak, Roman
45	62	15,37	4,0338	43,0275	53,78	174 Poplawski, Grzegorz
46	58	14,41	4,0250	42,9331	53,67	152 Nagirnyak, Yuriy

PRODUCTION -- Overall Stage Results

Cracow Open 2009

Printed sierpień 30, 2009 at 23:06



Stage 1 --

	PTS	TIME	HIT FACTOR	STAGE POINTS	STAGE PERCENT	COMPETITOR # Name
47	68	17,49	3,8879	41,4713	51,84	269 Kleszcz, Roman
48	68	17,52	3,8813	41,4003	51,75	79 Horak, Benjamin
49	68	17,52	3,8813	41,4003	51,75	302 Poniedzialek, Piotr
50	50	13,01	3,8432	40,9941	51,24	89 Kala, Richard
51	62	16,27	3,8107	40,6474	50,81	133 McConnell, Thomas
52	76	20,31	3,7420	39,9147	49,89	109 Kotzyba, Jacek
53	74	20,20	3,6634	39,0759	48,84	246 Wilczynski, Artur
54	68	19,64	3,4623	36,9314	46,16	102 Kopiec, Karol
55	49	14,50	3,3793	36,0460	45,06	367 Gadek, Wojciech
56	58	17,19	3,3741	35,9899	44,99	22 Chrobok, Piotr
57	78	23,59	3,3065	35,2692	44,09	359 Pilch, Janusz
58	52	16,12	3,2258	34,4086	43,01	251 Wrzesniowski, Marcin
59	54	16,79	3,2162	34,3061	42,88	119 Laurishas, Juras
60	52	16,41	3,1688	33,8005	42,25	129 Wallroth, Marion
61	56	17,89	3,1302	33,3892	41,74	343 Wrona, Robert
62	38	12,36	3,0744	32,7940	40,99	6 Baluszynski, Grzegorz
63	56	18,45	3,0352	32,3758	40,47	280 Simkiewicz, Tomasz
64	64	21,34	2,9991	31,9900	39,99	319 Zawislak, Marek
65	64	21,53	2,9726	31,7077	39,63	284 Melinda, Karpati
66	58	20,01	2,8986	30,9179	38,65	375 Bibr, Vlastimil
67	54	18,71	2,8862	30,7857	38,48	24 Cias, Mikołaj
68	46	16,05	2,8660	30,5711	38,21	317 Siemashko, Artur
69	58	21,09	2,7501	29,3346	36,67	151 Nadvornikova, Petra
70	66	24,76	2,6656	28,4330	35,54	240 Voss, Kai
71	50	18,90	2,6455	28,2187	35,27	53 Gawel, Henryk
72	58	22,78	2,5461	27,1583	33,95	278 Zaworski, Radoslaw
73	58	23,99	2,4177	25,7885	32,24	274 Olszewski, Krzysztof
74	40	17,79	2,2485	23,9835	29,98	11 Bekier, Piotr
75	39	18,54	2,1036	22,4380	28,05	226 Szymiczek, Eugeniusz
76	39	18,63	2,0934	22,3296	27,91	123 Lazarowicz, Maciej
77	38	18,52	2,0518	21,8862	27,36	175 Prokop, Kartarzyna
78	46	22,58	2,0372	21,7301	27,16	373 Tretina, Robert
79	68	35,00	1,9429	20,7238	25,90	306 Sildijajew, Inga
80	26	14,50	1,7931	19,1264	23,91	282 Swierczynski, Jaroslaw
81	22	12,39	1,7756	18,9400	23,68	201 Skowron, Marcin
82	23	14,45	1,5917	16,9781	21,22	59 Golkowski, Marcin
83	11	14,07	0,7818	8,3393	10,42	100 Kolakowski, Jan
84	4	16,01	0,2498	2,6650	3,33	286 Wilk, Remigiusz

MODIFIED -- Overall Stage Results

Cracow Open 2009

Printed sierpień 30, 2009 at 23:06




Stage 1 --

	PTS	TIME	HIT FACTOR	STAGE POINTS	STAGE PERCENT	COMPETITOR # Name
1	72	10,94	6,5814	80,0000	100,00	74 Helan, Vit
2	71	11,47	6,1901	75,2436	94,05	80 Horinek, Milos
3	70	12,63	5,5424	67,3705	84,21	155 Novak, Lubor
4	67	16,06	4,1719	50,7112	63,39	172 Plzak, Jiri
5	0	0,00	0,0000	0,0000	0,00	446 Dudek, Konrad

OPEN -- Overall Stage Results

Cracow Open 2009

Printed sierpień 30, 2009 at 23:06



Stage 2 --

	PTS	TIME	HIT FACTOR	STAGE POINTS	STAGE PERCENT	COMPETITOR # Name
1	42	3,24	12,9630	45,0000	100,00	192 Sebo, Robin
2	43	3,45	12,4638	43,2671	96,15	12 Bektemirov, Rinat
3	41	3,92	10,4592	36,3083	80,69	76 Bettermann, Heribert
4	42	4,17	10,0719	34,9640	77,70	167 Pedrana, Marco
5	43	4,31	9,9768	34,6337	76,96	336 Wylon, Marcin
6	40	4,04	9,9010	34,3706	76,38	320 Sabaliauskas, Vaidas
7	35	3,62	9,6685	33,5635	74,59	75 Henes, Zdenek
8	39	4,39	8,8838	30,8396	68,53	193 Sebo, Petr
9	43	4,97	8,6519	30,0345	66,74	218 Sustrova, Katerina
10	44	5,16	8,5271	29,6013	65,78	1 Anese, Renato
11	41	5,17	7,9304	27,5297	61,18	217 Sustr, Milos
12	45	5,82	7,7320	26,8409	59,65	312 Spacek, Jaroslav
13	43	6,75	6,3704	22,1143	49,14	45 Ejsmont, Jerzy
14	35	5,54	6,3177	21,9314	48,74	134 McNicholl, Martin
15	42	6,78	6,1947	21,5044	47,79	231 Tissingh, Klaas
16	45	7,32	6,1475	21,3407	47,42	32 Cucagna, Giulio Cesare
17	43	7,09	6,0649	21,0538	46,79	235 Veeneman, Lindy
18	33	6,27	5,2632	18,2707	40,60	340 Kulis, Janusz
19	43	8,85	4,8588	16,8668	37,48	236 Veeneman, Albert
20	45	14,15	3,1802	11,0399	24,53	366 Wloczewski, Adam
21	28	9,34	2,9979	10,4069	23,13	374 Ullman, Josef
22	15	10,92	1,3736	4,7684	10,60	163 Pattimukaij, Nonna
23	0	2,88	0,0000	0,0000	0,00	323 Wylon, Marek

STANDARD -- Overall Stage Results

Cracow Open 2009

Printed sierpień 30, 2009 at 23:06



Stage 2 --

	PTS	TIME	HIT FACTOR	STAGE POINTS	STAGE PERCENT	COMPETITOR # Name
1	43	3,81	11,2861	45,0000	100,00	260 Znamenacek, Petr
2	41	4,02	10,1990	40,6656	90,37	8 Batki, Gyorgy
3	43	4,27	10,0703	40,1522	89,23	307 Kopunec, Peter
4	43	4,34	9,9078	39,5046	87,79	371 Sioda, Wieslaw
5	43	4,65	9,2473	36,8710	81,94	63 Grigoriev, Konstantin
6	45	5,03	8,9463	35,6709	79,27	54 Gaweda, Boguslaw
7	45	5,12	8,7891	35,0438	77,88	38 Dlouha, Helena
8	44	5,19	8,4778	33,8029	75,12	225 Szarvas, Peter
9	45	5,35	8,4112	33,5373	74,53	208 Soustar, Ivo
10	42	5,04	8,3333	33,2267	73,84	26 Cieselski, Marcin
11	38	4,61	8,2430	32,8664	73,04	139 Michalowski, Krzysztof
12	45	5,49	8,1967	32,6820	72,63	445 Braun, Jurgen
13	42	5,30	7,9245	31,5968	70,22	169 PierFrancesco, Pasini
14	44	5,57	7,8995	31,4968	69,99	301 Sedina, Jiri
15	37	4,71	7,8556	31,3220	69,60	52 Galazka, Marcin
16	41	5,23	7,8394	31,2573	69,46	16 Bojanowski, Piotr
17	45	5,76	7,8125	31,1501	69,22	228 Taczalski, Marek
18	43	5,67	7,5838	30,2381	67,20	30 Clegg, Ivor
19	40	5,41	7,3937	29,4803	65,51	258 Zdzitowiecki, Andrzej
20	43	5,90	7,2881	29,0593	64,58	233 Vaclavik, Jaroslav
21	42	5,79	7,2539	28,9228	64,27	332 Sanecznik, Krzystof
22	39	5,38	7,2491	28,9036	64,23	245 Widla, Radoslaw
23	42	5,85	7,1795	28,6261	63,61	219 Svehla st., Zdenek
24	41	5,78	7,0934	28,2830	62,85	283 Lisy, Radovan
25	39	5,55	7,0270	28,0182	62,26	159 Ogurek, Jiri
26	42	6,05	6,9421	27,6798	61,51	223 Szolozsi, Gabor
27	33	4,86	6,7901	27,0736	60,16	314 Szabo, Alexander
28	39	5,77	6,7591	26,9499	59,89	2 Atkinson, Mark
29	45	6,68	6,7365	26,8599	59,69	221 Svrcek, Petr
30	42	6,26	6,7093	26,7512	59,45	202 Skukauskas, Kestutis
31	37	5,53	6,6908	26,6775	59,28	142 Miglecz, Gyula
32	42	6,31	6,6561	26,5393	58,98	330 Klecanda, Kvido
33	43	6,47	6,6461	26,4992	58,89	124 Madajewski, Leszek
34	44	6,64	6,6265	26,4213	58,71	347 Clarke, Malcolm
35	43	6,58	6,5350	26,0562	57,90	325 Dabrowski, Darek
36	41	6,29	6,5183	25,9898	57,76	177 Puska, Tomas
37	41	6,39	6,4163	25,5830	56,85	304 Kieninger, Stephanie
38	32	4,99	6,4128	25,5693	56,82	227 Swierczek, Zbigniew
39	41	6,46	6,3467	25,3058	56,24	313 Grubiak, Stanislav
40	39	6,19	6,3005	25,1214	55,83	84 Hunter, John
41	45	7,20	6,2500	24,9201	55,38	318 Schuppik, Dariusz
42	39	6,31	6,1807	24,6436	54,76	128 Mansfield, Thomas
43	42	6,87	6,1135	24,3760	54,17	444 Noga, Tadeusz
44	40	6,68	5,9880	23,8755	53,06	105 Koput, Jurand
45	39	6,58	5,9271	23,6324	52,52	255 Zameretc, Alexandr
46	35	5,95	5,8824	23,4542	52,12	51 Gallagher, Aidan

STANDARD -- Overall Stage Results

Cracow Open 2009

Printed sierpień 30, 2009 at 23:06



Stage 2 --

	PTS	TIME	HIT FACTOR	STAGE POINTS	STAGE PERCENT	COMPETITOR # Name
47	39	6,66	5,8559	23,3485	51,89	238 Vilimovsky, Jan
48	29	5,01	5,7884	23,0797	51,29	27 Clare, John
49	37	6,42	5,7632	22,9792	51,06	214 Stepniewicz, Hubert
50	42	7,30	5,7534	22,9401	50,98	331 Kasal, Zdenek
51	35	6,18	5,6634	22,5813	50,18	345 Bielinski, Jaroslaw
52	44	7,84	5,6122	22,3772	49,73	377 Rakusan, Josef
53	35	6,44	5,4348	21,6696	48,15	64 Grohol, Radim
54	39	7,31	5,3352	21,2724	47,27	10 Behal, Jiri
55	31	5,88	5,2721	21,0210	46,71	20 Buszkiewicz, Lechoslaw
56	43	8,20	5,2439	20,9085	46,46	247 Wilk, Ivo
57	38	7,28	5,2198	20,8124	46,25	261 Znamirovski, Slawek
58	33	6,45	5,1163	20,3997	45,33	150 Nadvornik, Milan
59	33	6,55	5,0382	20,0882	44,64	34 Czauderna, Slawomir
60	41	8,36	4,9043	19,5545	43,45	117 Laskowska-Zaslawska, Jadwiga
61	35	7,16	4,8883	19,4905	43,31	316 Kohn, Miroslav
62	39	8,11	4,8089	19,1740	42,61	83 Hubner, Lubos
63	29	6,21	4,6699	18,6198	41,38	25 Lewandowski, Jaroslaw
64	37	8,22	4,5012	17,9473	39,88	234 Vasicek, David
65	33	7,36	4,4837	17,8774	39,73	369 Wochnik, Michal
66	41	9,32	4,3991	17,5403	38,98	222 Svrckova, Vera
67	35	8,16	4,2892	17,1020	38,00	182 Rehak, Michael
68	28	6,75	4,1481	16,5395	36,75	360 Chan, Mario
69	33	8,02	4,1147	16,4062	36,46	4 Baluszynska, Agnieszka
70	32	8,33	3,8415	15,3170	34,04	58 Golab, Tadeusz
71	29	8,64	3,3565	13,3830	29,74	121 Lotko-Lozinska, Aniela
72	42	13,07	3,2135	12,8128	28,47	272 Moller, Jerzy
73	26	8,26	3,1477	12,5505	27,89	44 Ejsmont, Anna
74	21	6,68	3,1437	12,5346	27,85	82 Hubner, David
75	25	8,19	3,0525	12,1710	27,05	19 Burzec, Wieslaw
76	18	6,14	2,9316	11,6889	25,98	203 Slunin, Andrej
77	31	11,95	2,5941	10,3434	22,99	349 Clarke, Pam
78	33	12,73	2,5923	10,3360	22,97	335 Pazourkova, Eva
79	35	13,98	2,5036	9,9823	22,18	165 Pawlik, Celina
80	21	9,68	2,1694	8,6499	19,22	114 Kunovsky, Lukas
81	15	10,37	1,4465	5,7674	12,82	326 Rehberger, Ivo
82	14	12,96	1,0802	4,3072	9,57	328 Bieniasz, Grzegorz
83	0	0,00	0,0000	0,0000	0,00	190 Schramm, Piotr
84	0	0,00	0,0000	0,0000	0,00	401 Zember, Pavol

PRODUCTION -- Overall Stage Results**Cracow Open 2009**

Printed sierpień 30, 2009 at 23:06


**Stage 2 --**

	PTS	TIME	HIT FACTOR	STAGE POINTS	STAGE PERCENT	COMPETITOR # Name
1	41	3,17	12,9338	45,0000	100,00	256 Zapletal, Miroslav
2	43	4,19	10,2625	35,7061	79,35	18 Brocanelli, Paolo
3	41	4,42	9,2760	32,2738	71,72	327 Binkevicius, Ramunas
4	43	4,67	9,2077	32,0361	71,19	206 Sokolowski, Leszek
5	45	4,92	9,1463	31,8226	70,72	220 Svehla ml., Zdenek
6	43	4,76	9,0336	31,4304	69,85	176 Proskuryakov, Andrej
7	43	4,77	9,0147	31,3645	69,70	338 Kovar, Zbynek
8	41	4,71	8,7049	30,2866	67,30	400 Sedy, Roman
9	41	4,73	8,6681	30,1586	67,02	241 Vysny, Marian
10	39	4,58	8,5153	29,6270	65,84	195 Ivanov, Sergey
11	41	5,03	8,1511	28,3598	63,02	337 Konik, Slawek
12	39	4,92	7,9268	27,5796	61,29	269 Kleszcz, Roman
13	41	5,20	7,8846	27,4327	60,96	136 Mecwel, Przemyslaw
14	43	5,52	7,7899	27,1030	60,23	315 Jacek, Zdzislaw
15	37	5,12	7,2266	25,1432	55,87	372 Kwiecien, Stanislaw
16	43	6,23	6,9021	24,0142	53,36	153 Nakroshius, Rolandas
17	43	6,37	6,7504	23,4864	52,19	17 Borkowski, Lukasz
18	37	5,62	6,5836	22,9062	50,90	246 Wilczynski, Artur
19	41	6,37	6,4364	22,3940	49,76	282 Swierczynski, Jaroslaw
20	37	5,77	6,4125	22,3107	49,58	174 Poplawski, Grzegorz
21	41	6,65	6,1654	21,4511	47,67	41 Dvorak, Marian
22	33	5,37	6,1453	21,3810	47,51	62 Grigoriev, Kiril
23	43	7,02	6,1254	21,3118	47,36	254 Wyporek, Wojciech
24	37	6,06	6,1056	21,2431	47,21	242 Wasilewski, Artur
25	39	6,66	5,8559	20,3741	45,28	309 Körner, Stanislaw
26	37	6,32	5,8544	20,3691	45,26	317 Siemashko, Artur
27	24	4,10	5,8537	20,3664	45,26	100 Kolakowski, Jan
28	43	7,39	5,8187	20,2447	44,99	281 Ciurzynski, Pawel
29	39	6,88	5,6686	19,7226	43,83	91 Kaletka, Grzegorz
30	43	7,97	5,3952	18,7715	41,71	133 McConnell, Thomas
31	39	7,34	5,3134	18,4866	41,08	186 Rozhkov, Artiom
32	33	6,23	5,2970	18,4295	40,95	90 Kaletka, Zbigniew
33	29	5,52	5,2536	18,2788	40,62	311 Maziliauskas, Voldemaras
34	41	7,97	5,1443	17,8984	39,77	343 Wrona, Robert
35	41	8,00	5,1250	17,8313	39,63	127 Manolevski, Michael
36	27	5,28	5,1136	17,7917	39,54	145 Mizuro, Maciej
37	31	6,07	5,1071	17,7689	39,49	130 Chrastny, Martin
38	43	8,54	5,0351	17,5186	38,93	9 Bazala, Marcin
39	29	5,86	4,9488	17,2182	38,26	6 Baluszynski, Grzegorz
40	37	7,52	4,9202	17,1187	38,04	22 Chrobok, Piotr
41	39	7,95	4,9057	17,0681	37,93	285 Kopernik, Pawel
42	45	9,18	4,9020	17,0552	37,90	359 Pilch, Janusz
43	31	6,33	4,8973	17,0391	37,86	59 Golkowski, Marcin
44	41	8,66	4,7344	16,4723	36,61	11 Bekier, Piotr
45	41	8,74	4,6911	16,3215	36,27	333 Soltys, Maciei
46	43	9,23	4,6587	16,2089	36,02	302 Poniedzialek, Piotr

PRODUCTION -- Overall Stage Results

Cracow Open 2009

Printed sierpień 30, 2009 at 23:06



Stage 2 --

	PTS	TIME	HIT FACTOR	STAGE POINTS	STAGE PERCENT	COMPETITOR # Name
47	33	7,09	4,6544	16,1941	35,99	89 Kala, Richard
48	33	7,18	4,5961	15,9911	35,54	367 Gadek, Wojciech
49	33	7,38	4,4715	15,5577	34,57	321 Ivaskevicius, Saulius
50	39	8,77	4,4470	15,4722	34,38	240 Voss, Kai
51	28	6,43	4,3546	15,1508	33,67	111 Krzyzaniak, Roman
52	39	9,00	4,3333	15,0768	33,50	251 Wrzesniowski, Marcin
53	41	9,62	4,2620	14,8285	32,95	103 Kopiec, Marian
54	39	9,19	4,2437	14,7651	32,81	319 Zawislak, Marek
55	37	9,14	4,0481	14,0846	31,30	373 Tretina, Robert
56	43	10,69	4,0225	13,9952	31,10	151 Nadvornikova, Petra
57	24	6,03	3,9801	13,8478	30,77	152 Nagirnyak, Yuriy
58	35	8,90	3,9326	13,6825	30,41	284 Melinda, Karpati
59	23	6,01	3,8270	13,3150	29,59	181 Redecker, Tomasz
60	18	4,77	3,7736	13,1293	29,18	201 Skowron, Marcin
61	29	7,76	3,7371	13,0024	28,89	79 Horak, Benjamin
62	26	7,11	3,6568	12,7231	28,27	137 Blana, Michael
63	33	9,15	3,6066	12,5482	27,88	129 Wallroth, Marion
64	43	12,22	3,5188	12,2429	27,21	280 Simkiewicz, Tomasz
65	33	9,53	3,4627	12,0478	26,77	143 Miklaszewski, Robert
66	35	10,40	3,3654	11,7091	26,02	274 Olszewski, Krzysztof
67	33	10,19	3,2385	11,2675	25,04	53 Gawel, Henryk
68	26	8,20	3,1707	11,0318	24,52	226 Szymiczek, Eugeniusz
69	41	13,70	2,9927	10,4124	23,14	175 Prokop, Kartarzyna
70	21	7,30	2,8767	10,0089	22,24	123 Lazarowicz, Maciej
71	31	11,40	2,7193	9,4612	21,02	46 Ellis, Alexander
72	20	7,46	2,6810	9,3278	20,73	120 Lewandowski, Przemyslaw
73	25	9,45	2,6455	9,2044	20,45	375 Bibr, Vlastimil
74	43	17,00	2,5294	8,8005	19,56	306 Sildijajew, Inga
75	19	8,77	2,1665	7,5378	16,75	102 Kopiec, Karol
76	23	11,00	2,0909	7,2748	16,17	109 Kotzyba, Jacek
77	15	8,61	1,7422	6,0614	13,47	353 Eschler, Roland
78	17	13,09	1,2987	4,5185	10,04	24 Cias, Mikolaj
79	5	6,95	0,7194	2,5031	5,56	96 Dose, Klaus-Peter
80	0	5,94	0,0000	0,0000	0,00	278 Zaworski, Radoslaw
81	0	10,56	0,0000	0,0000	0,00	119 Laurishas, Juras
82	0	47,93	0,0000	0,0000	0,00	286 Wilk, Remigiusz
83	0	5,58	0,0000	0,0000	0,00	287 Malcharek, Tomasz
84	0	5,56	0,0000	0,0000	0,00	3 Bajerowski, Tomasz

MODIFIED -- Overall Stage Results

Cracow Open 2009

Printed sierpień 30, 2009 at 23:06




Stage 2 --

	PTS	TIME	HIT FACTOR	STAGE POINTS	STAGE PERCENT	COMPETITOR # Name
1	43	5,39	7,9777	45,0000	100,00	74 Helan, Vit
2	34	7,18	4,7354	26,7108	59,36	155 Novak, Lubor
3	24	5,23	4,5889	25,8847	57,52	80 Horinek, Milos
4	41	9,66	4,2443	23,9409	53,20	446 Dudek, Konrad
5	44	10,84	4,0590	22,8958	50,88	172 Plzak, Jiri

OPEN -- Overall Stage Results

Cracow Open 2009

Printed sierpień 30, 2009 at 23:06



Stage 3 --

	PTS	TIME	HIT FACTOR	STAGE POINTS	STAGE PERCENT	COMPETITOR # Name
1	77	6,67	11,5442	80,0000	100,00	192 Sebo, Robin
2	68	6,09	11,1658	77,3779	96,72	75 Henes, Zdenek
3	74	6,88	10,7558	74,5364	93,17	12 Bektemirov, Rinat
4	76	7,18	10,5850	73,3524	91,69	320 Sabaliauskas, Vaidas
5	72	7,34	9,8093	67,9769	84,97	217 Sustr, Milos
6	74	7,91	9,3552	64,8306	81,04	193 Sebo, Petr
7	72	8,20	8,7805	60,8476	76,06	76 Bettermann, Heribert
8	75	8,78	8,5421	59,1959	73,99	1 Anese, Renato
9	66	8,73	7,5601	52,3908	65,49	167 Pedrana, Marco
10	78	10,82	7,2089	49,9566	62,45	312 Spacek, Jaroslav
11	68	9,47	7,1806	49,7604	62,20	340 Kulis, Janusz
12	63	9,13	6,9003	47,8184	59,77	218 Sustrova, Katerina
13	68	10,71	6,3492	43,9992	55,00	134 McNicholl, Martin
14	74	12,01	6,1615	42,6986	53,37	231 Tissingh, Klaas
15	69	11,64	5,9278	41,0791	51,35	235 Veeneman, Lindy
16	55	9,62	5,7173	39,6198	49,52	323 Wylon, Marek
17	73	14,02	5,2068	36,0828	45,10	32 Cucagna, Giulio Cesare
18	65	13,17	4,9355	34,2021	42,75	45 Ejsmont, Jerzy
19	53	11,22	4,7237	32,7347	40,92	336 Wylon, Marcin
20	78	19,12	4,0795	28,2704	35,34	236 Veeneman, Albert
21	72	21,90	3,2877	22,7831	28,48	163 Pattimukajj, Nonna
22	66	20,27	3,2560	22,5640	28,20	366 Wloczewski, Adam
23	38	16,07	2,3647	16,3867	20,48	374 Ullman, Josef

STANDARD -- Overall Stage Results

Cracow Open 2009

Printed sierpień 30, 2009 at 23:06



Stage 3 --

	PTS	TIME	HIT FACTOR	STAGE POINTS	STAGE PERCENT	COMPETITOR # Name
1	73	6,70	10,8955	80,0000	100,00	260 Znamenacek, Petr
2	79	8,07	9,7893	71,8779	89,85	233 Vaclavik, Jaroslav
3	77	8,08	9,5297	69,9715	87,46	8 Batki, Gyorgy
4	73	8,43	8,6595	63,5824	79,48	445 Braun, Jurgen
5	75	8,70	8,6207	63,2971	79,12	245 Widla, Radoslaw
6	75	8,91	8,4175	61,8053	77,26	258 Zdzitowiecki, Andrzej
7	78	9,29	8,3961	61,6483	77,06	38 Dlouha, Helena
8	72	8,88	8,1081	59,5335	74,42	16 Bojanowski, Piotr
9	74	9,20	8,0435	59,0590	73,82	208 Soustar, Ivo
10	76	9,69	7,8431	57,5880	71,98	314 Szabo, Alexander
11	73	9,35	7,8075	57,3262	71,66	307 Kopunec, Peter
12	70	9,06	7,7263	56,7299	70,91	227 Swierczek, Zbigniew
13	75	9,75	7,6923	56,4805	70,60	330 Klecanda, Kvido
14	78	10,24	7,6172	55,9289	69,91	54 Gaweda, Boguslaw
15	70	9,20	7,6087	55,8666	69,83	82 Hubner, David
16	74	9,85	7,5127	55,1617	68,95	142 Miglecz, Gyula
17	64	8,54	7,4941	55,0255	68,78	371 Sioda, Wieslaw
18	79	10,61	7,4458	54,6706	68,34	301 Sedina, Jiri
19	70	9,41	7,4389	54,6198	68,27	225 Szarvas, Peter
20	75	10,11	7,4184	54,4693	68,09	444 Noga, Tadeusz
21	66	9,03	7,3090	53,6659	67,08	283 Lisy, Radovan
22	78	10,74	7,2626	53,3252	66,66	219 Svehla st., Zdenek
23	74	10,31	7,1775	52,7005	65,88	63 Grigoriev, Konstantin
24	73	10,20	7,1569	52,5490	65,69	223 Szoloszi, Gabor
25	74	10,44	7,0881	52,0443	65,06	58 Golab, Tadeusz
26	77	10,96	7,0255	51,5848	64,48	2 Atkinson, Mark
27	74	10,56	7,0076	51,4529	64,32	19 Burzec, Wieslaw
28	78	11,47	6,8003	49,9313	62,41	234 Vasicek, David
29	65	9,64	6,7427	49,5083	61,89	169 PierFrancesco, Pasini
30	68	10,22	6,6536	48,8540	61,07	64 Grohol, Radim
31	74	11,38	6,5026	47,7454	59,68	182 Rehak, Michael
32	71	10,97	6,4722	47,5219	59,40	177 Puska, Tomas
33	65	10,25	6,3415	46,5620	58,20	332 Sanecznik, Krzysztof
34	75	12,32	6,0877	44,6985	55,87	139 Michalowski, Krzysztof
35	73	12,10	6,0331	44,2975	55,37	114 Kunovsky, Lukas
36	50	8,42	5,9382	43,6013	54,50	27 Clare, John
37	65	10,96	5,9307	43,5456	54,43	26 Cieselski, Marcin
38	70	11,95	5,8577	43,0103	53,76	30 Clegg, Ivor
39	76	13,11	5,7971	42,5650	53,21	369 Wochnik, Michal
40	70	12,11	5,7803	42,4420	53,05	150 Nadvornik, Milan
41	76	13,24	5,7402	42,1471	52,68	84 Hunter, John
42	74	13,26	5,5807	40,9761	51,22	261 Znamirovski, Slawek
43	72	12,95	5,5598	40,8230	51,03	221 Svrcek, Petr
44	68	12,69	5,3586	39,3450	49,18	117 Laskowska-Zaslawska, Jadwiga
45	69	12,91	5,3447	39,2432	49,05	304 Kieninger, Stephanie
46	62	11,93	5,1970	38,1587	47,70	203 Slunin, Andrej

STANDARD -- Overall Stage Results

Cracow Open 2009

Printed sierpień 30, 2009 at 23:06



Stage 3 --

	PTS	TIME	HIT FACTOR	STAGE POINTS	STAGE PERCENT	COMPETITOR # Name
47	70	13,55	5,1661	37,9316	47,41	25 Lewandowski, Jaroslaw
48	56	10,95	5,1142	37,5505	46,94	52 Galazka, Marcin
49	66	13,22	4,9924	36,6568	45,82	313 Grubiak, Stanislav
50	59	12,01	4,9126	36,0704	45,09	316 Kohn, Miroslav
51	64	13,10	4,8855	35,8716	44,84	347 Clarke, Malcolm
52	76	15,83	4,8010	35,2513	44,06	328 Bieniasz, Grzegorz
53	68	14,20	4,7887	35,1611	43,95	318 Schuppik, Dariusz
54	69	14,61	4,7228	34,6769	43,35	331 Kasal, Zdenek
55	39	8,45	4,6154	33,8883	42,36	34 Czauderna, Slawomir
56	67	14,72	4,5516	33,4202	41,78	377 Rakusan, Josef
57	68	15,00	4,5333	33,2858	41,61	121 Lotko-Lozinska, Aniela
58	74	16,73	4,4232	32,4771	40,60	228 Taczalski, Marek
59	54	12,65	4,2688	31,3433	39,18	238 Vilimovsky, Jan
60	48	11,29	4,2516	31,2169	39,02	202 Skukauskas, Kestutis
61	57	13,41	4,2506	31,2096	39,01	10 Behal, Jiri
62	64	15,95	4,0125	29,4619	36,83	255 Zameretc, Alexandr
63	52	13,14	3,9574	29,0569	36,32	20 Buszkiewicz, Lechoslaw
64	54	14,19	3,8055	27,9417	34,93	345 Bielinski, Jaroslaw
65	72	19,53	3,6866	27,0690	33,84	360 Chan, Mario
66	45	12,33	3,6496	26,7973	33,50	105 Koput, Jurand
67	74	20,30	3,6453	26,7656	33,46	83 Hubner, Lubos
68	50	13,76	3,6337	26,6805	33,35	159 Ogurek, Jiri
69	48	13,24	3,6254	26,6192	33,27	128 Mansfield, Thomas
70	31	8,67	3,5755	26,2533	32,82	124 Madajewski, Leszek
71	66	18,75	3,5200	25,8455	32,31	51 Gallagher, Aidan
72	33	10,39	3,1761	23,3206	29,15	214 Stepniewicz, Hubert
73	68	23,56	2,8862	21,1922	26,49	247 Wilk, Ivo
74	62	22,77	2,7229	19,9927	24,99	44 Ejsmont, Anna
75	51	18,76	2,7185	19,9609	24,95	325 Dabrowski, Darek
76	66	25,84	2,5542	18,7540	23,44	335 Pazourkova, Eva
77	68	27,87	2,4399	17,9149	22,39	4 Baluszynska, Agnieszka
78	54	25,78	2,0946	15,3799	19,22	165 Pawlik, Celina
79	44	25,78	1,7067	12,5317	15,66	222 Svrckova, Vera
80	38	26,16	1,4526	10,6657	13,33	326 Rehberger, Ivo
81	36	37,20	0,9677	7,1056	8,88	272 Moller, Jerzy
82	25	38,05	0,6570	4,8242	6,03	349 Clarke, Pam
83	0	0,00	0,0000	0,0000	0,00	190 Schramm, Piotr
84	0	0,00	0,0000	0,0000	0,00	401 Zember, Pavol

PRODUCTION -- Overall Stage Results

Cracow Open 2009

Printed sierpień 30, 2009 at 23:06



Stage 3 --

	PTS	TIME	HIT FACTOR	STAGE POINTS	STAGE PERCENT	COMPETITOR # Name
1	70	6,90	10,1449	80,0000	100,00	241 Vysny, Marian
2	80	8,58	9,3240	73,5265	91,91	321 Ivaskevicius, Saulius
3	68	7,38	9,2141	72,6597	90,82	256 Zapletal, Miroslav
4	76	8,48	8,9623	70,6739	88,34	181 Redecker, Tomasz
5	72	8,31	8,6643	68,3239	85,40	311 Maziliauskas, Voldemaras
6	68	7,91	8,5967	67,7912	84,74	18 Brocanelli, Paolo
7	68	7,95	8,5535	67,4501	84,31	338 Kovar, Zbynek
8	74	8,85	8,3616	65,9370	82,42	195 Ivanov, Sergey
9	72	8,68	8,2949	65,4114	81,76	206 Sokolowski, Leszek
10	64	7,72	8,2902	65,3738	81,72	120 Lewandowski, Przemyslaw
11	72	8,81	8,1725	64,4462	80,56	372 Kwiecien, Stanislaw
12	72	9,21	7,8176	61,6473	77,06	242 Wasilewski, Artur
13	72	9,37	7,6841	60,5946	75,74	136 Mecwel, Przemyslaw
14	64	8,44	7,5829	59,7969	74,75	220 Svehla ml., Zdenek
15	64	8,72	7,3394	57,8768	72,35	62 Grigoriev, Kiril
16	66	9,11	7,2448	57,1303	71,41	17 Borkowski, Lukasz
17	72	10,02	7,1856	56,6638	70,83	89 Kala, Richard
18	60	8,48	7,0755	55,7951	69,74	327 Binkevicius, Ramunas
19	74	11,38	6,5026	51,2779	64,10	127 Manolevski, Michael
20	68	10,61	6,4090	50,5399	63,17	143 Miklaszewski, Robert
21	70	11,32	6,1837	48,7633	60,95	281 Ciurzynski, Pawel
22	54	8,76	6,1644	48,6106	60,76	100 Kolakowski, Jan
23	72	11,86	6,0708	47,8728	59,84	186 Rozhkov, Artiom
24	72	12,15	5,9259	46,7302	58,41	174 Poplawski, Grzegorz
25	61	10,42	5,8541	46,1640	57,70	287 Malcharek, Tomasz
26	63	10,94	5,7587	45,4113	56,76	130 Chrastny, Martin
27	66	11,49	5,7441	45,2965	56,62	102 Kopiec, Karol
28	64	11,23	5,6990	44,9408	56,18	400 Sedy, Roman
29	57	10,02	5,6886	44,8589	56,07	353 Eschler, Roland
30	72	12,75	5,6471	44,5311	55,66	152 Nagirnyak, Yuriy
31	63	11,30	5,5752	43,9646	54,96	269 Kleszcz, Roman
32	49	8,98	5,4566	43,0289	53,79	201 Skowron, Marcin
33	68	12,56	5,4140	42,6934	53,37	315 Jacek, Zdzislaw
34	76	14,27	5,3259	41,9982	52,50	133 McConnell, Thomas
35	72	13,98	5,1502	40,6131	50,77	3 Bajerowski, Tomasz
36	45	9,07	4,9614	39,1243	48,91	6 Baluszynski, Grzegorz
37	66	13,42	4,9180	38,7822	48,48	24 Cias, Mikolaj
38	58	11,83	4,9028	38,6620	48,33	176 Proskuryakov, Andrej
39	68	14,00	4,8571	38,3020	47,88	46 Ellis, Alexander
40	60	12,37	4,8504	38,2492	47,81	59 Golkowski, Marcin
41	62	12,80	4,8438	38,1964	47,75	317 Siemashko, Artur
42	74	15,34	4,8240	38,0406	47,55	343 Wrona, Robert
43	50	10,42	4,7985	37,8393	47,30	337 Konik, Slawek
44	78	17,07	4,5694	36,0331	45,04	359 Pilch, Janusz
45	62	13,67	4,5355	35,7655	44,71	41 Dvorak, Marian
46	62	13,71	4,5222	35,6611	44,58	309 Körner, Stanislaw

PRODUCTION -- Overall Stage Results

Cracow Open 2009

Printed sierpień 30, 2009 at 23:06



Stage 3 --

	PTS	TIME	HIT FACTOR	STAGE POINTS	STAGE PERCENT	COMPETITOR # Name
47	56	12,43	4,5052	35,5270	44,41	367 Gadek, Wojciech
48	68	15,10	4,5033	35,5118	44,39	226 Szymiczek, Eugeniusz
49	54	12,02	4,4925	35,4267	44,28	153 Nakroshius, Rolandas
50	70	15,76	4,4416	35,0254	43,78	302 Poniedzialek, Piotr
51	63	14,30	4,4056	34,7413	43,43	79 Horak, Benjamin
52	62	14,31	4,3326	34,1659	42,71	111 Krzyzaniak, Roman
53	51	11,80	4,3220	34,0823	42,60	246 Wilczynski, Artur
54	57	13,19	4,3215	34,0778	42,60	90 Kaletka, Zbigniew
55	76	17,67	4,3011	33,9170	42,40	285 Kopernik, Pawel
56	61	14,43	4,2273	33,3353	41,67	129 Wallroth, Marion
57	51	12,26	4,1599	32,8035	41,00	145 Mizuro, Maciej
58	58	14,05	4,1281	32,5531	40,69	103 Kopiec, Marian
59	51	12,98	3,9291	30,9839	38,73	9 Bazala, Marcin
60	62	15,79	3,9265	30,9635	38,70	333 Soltys, Maciei
61	60	15,42	3,8911	30,6837	38,35	119 Laurishas, Juras
62	70	18,25	3,8356	30,2466	37,81	240 Voss, Kai
63	58	16,61	3,4919	27,5359	34,42	375 Bibr, Vlastimil
64	63	18,27	3,4483	27,1921	33,99	254 Wyporek, Wojciech
65	70	20,63	3,3931	26,7571	33,45	96 Dose, Klaus-Peter
66	52	15,53	3,3484	26,4042	33,01	22 Chrobok, Piotr
67	64	19,30	3,3161	26,1495	32,69	251 Wrzesniowski, Marcin
68	66	19,96	3,3066	26,0750	32,59	282 Swierczynski, Jaroslaw
69	66	21,08	3,1309	24,6896	30,86	151 Nadvornikova, Petra
70	43	14,03	3,0649	24,1686	30,21	278 Zaworski, Radoslaw
71	62	21,15	2,9314	23,1165	28,90	91 Kaletka, Grzegorz
72	76	27,93	2,7211	21,4577	26,82	306 Sildijajew, Inga
73	62	23,15	2,6782	21,1194	26,40	319 Zawislak, Marek
74	62	26,85	2,3091	18,2091	22,76	373 Tretina, Robert
75	27	11,99	2,2519	17,7577	22,20	137 Blana, Michael
76	66	29,99	2,2007	17,3544	21,69	280 Simkiewicz, Tomasz
77	45	20,96	2,1469	16,9302	21,16	284 Melinda, Karpati
78	36	19,28	1,8672	14,7244	18,41	11 Bekier, Piotr
79	48	27,39	1,7525	13,8194	17,27	274 Olszewski, Krzysztof
80	26	23,76	1,0943	8,6291	10,79	109 Kotzyba, Jacek
81	20	20,15	0,9926	7,8270	9,78	123 Lazarowicz, Maciej
82	35	38,97	0,8981	7,0824	8,85	286 Wilk, Remigiusz
83	26	36,93	0,7040	5,5518	6,94	53 Gawel, Henryk
84	13	24,53	0,5300	4,1791	5,22	175 Prokop, Kartarzyna

MODIFIED -- Overall Stage Results

Cracow Open 2009

Printed sierpień 30, 2009 at 23:06



Stage 3 --

	PTS	TIME	HIT FACTOR	STAGE POINTS	STAGE PERCENT	COMPETITOR # Name
1	73	7,17	10,1813	80,0000	100,00	80 Horinek, Milos
2	72	9,85	7,3096	57,4358	71,79	74 Helan, Vit
3	57	9,43	6,0445	47,4952	59,37	155 Novak, Lubor
4	76	17,14	4,4341	34,8409	43,55	172 Plzak, Jiri
5	0	0,00	0,0000	0,0000	0,00	446 Dudek, Konrad

OPEN -- Overall Stage Results

Cracow Open 2009

Printed sierpień 30, 2009 at 23:06



Stage 4 --

	PTS	TIME	HIT FACTOR	STAGE POINTS	STAGE PERCENT	COMPETITOR # Name
1	152	17,29	8,7912	160,0000	100,00	75 Henes, Zdenek
2	153	17,69	8,6490	157,4110	98,38	192 Sebo, Robin
3	152	20,80	7,3077	133,0000	83,13	218 Sustrova, Katerina
4	150	20,55	7,2993	132,8467	83,03	12 Bektemirov, Rinat
5	147	20,20	7,2772	132,4456	82,78	217 Sustr, Milos
6	148	20,46	7,2336	131,6520	82,28	336 Wylon, Marcin
7	148	22,09	6,6999	121,9375	76,21	76 Bettermann, Heribert
8	155	23,24	6,6695	121,3855	75,87	323 Wylon, Marek
9	142	22,94	6,1901	112,6591	70,41	1 Anese, Renato
10	147	23,90	6,1506	111,9414	69,96	193 Sebo, Petr
11	155	26,32	5,8891	107,1809	66,99	320 Sabaliauskas, Vaidas
12	118	21,71	5,4353	98,9222	61,83	167 Pedrana, Marco
13	140	26,08	5,3681	97,6994	61,06	340 Kulis, Janusz
14	155	30,48	5,0853	92,5525	57,85	312 Spacek, Jaroslav
15	142	29,48	4,8168	87,6662	54,79	134 McNicholl, Martin
16	158	33,11	4,7720	86,8499	54,28	45 Ejsmont, Jerzy
17	156	33,94	4,5963	83,6535	52,28	235 Veeneman, Lindy
18	152	37,43	4,0609	73,9086	46,19	32 Cucagna, Giulio Cesare
19	154	49,78	3,0936	56,3037	35,19	231 Tissingh, Klaas
20	154	51,23	3,0061	54,7101	34,19	236 Veeneman, Albert
21	129	56,63	2,2779	41,4586	25,91	163 Pattimukajij, Nonna
22	98	51,97	1,8857	34,3198	21,45	374 Ullman, Josef
23	0	51,31	0,0000	0,0000	0,00	366 Wloczewski, Adam

STANDARD -- Overall Stage Results

Cracow Open 2009

Printed sierpień 30, 2009 at 23:06



Stage 4 --

	PTS	TIME	HIT FACTOR	STAGE POINTS	STAGE PERCENT	COMPETITOR # Name
1	154	17,46	8,8202	160,0000	100,00	260 Znamenacek, Petr
2	148	18,34	8,0698	146,3881	91,49	8 Batki, Gyorgy
3	148	18,52	7,9914	144,9654	90,60	445 Braun, Jurgen
4	145	19,95	7,2682	131,8465	82,40	233 Vaclavik, Jaroslav
5	141	19,58	7,2012	130,6321	81,65	371 Sioda, Wieslaw
6	149	21,52	6,9238	125,5994	78,50	283 Lisy, Radovan
7	150	22,07	6,7966	123,2913	77,06	169 PierFrancesco, Pasini
8	141	21,57	6,5369	118,5803	74,11	26 Cieselski, Marcin
9	148	22,93	6,4544	117,0850	73,18	203 Slunin, Andrej
10	147	23,00	6,3913	115,9399	72,46	63 Grigoriev, Konstantin
11	144	22,55	6,3858	115,8402	72,40	245 Widla, Radoslaw
12	142	22,27	6,3763	115,6676	72,29	307 Kopunec, Peter
13	152	24,43	6,2219	112,8661	70,54	330 Klecanda, Kvido
14	155	25,07	6,1827	112,1556	70,10	202 Skukauskas, Kestutis
15	150	24,30	6,1728	111,9769	69,99	182 Rehak, Michael
16	147	23,84	6,1661	111,8548	69,91	258 Zdzitowiecki, Andrzej
17	153	25,61	5,9742	108,3741	67,73	225 Szarvas, Peter
18	150	25,88	5,7960	105,1406	65,71	316 Kohn, Miroslav
19	152	26,87	5,6569	102,6170	64,14	64 Grohol, Radim
20	144	26,07	5,5236	100,1994	62,62	159 Ogurek, Jiri
21	125	23,07	5,4183	98,2892	61,43	20 Buszkiewicz, Lechoslaw
22	123	22,87	5,3782	97,5624	60,98	142 Miglecz, Gyula
23	130	24,18	5,3763	97,5283	60,96	139 Michalowski, Krzysztof
24	141	26,73	5,2750	95,6894	59,81	114 Kunovsky, Lukas
25	144	27,36	5,2632	95,4751	59,67	313 Grubiak, Stanislav
26	154	29,36	5,2452	95,1499	59,47	177 Puska, Tomas
27	150	28,88	5,1939	94,2188	58,89	228 Taczalski, Marek
28	152	29,69	5,1196	92,8703	58,04	314 Szabo, Alexander
29	143	28,15	5,0799	92,1512	57,59	124 Madajewski, Leszek
30	130	25,70	5,0584	91,7601	57,35	150 Nadvornik, Milan
31	133	26,42	5,0341	91,3193	57,07	208 Soustar, Ivo
32	147	29,32	5,0136	90,9488	56,84	84 Hunter, John
33	151	30,16	5,0066	90,8216	56,76	105 Koput, Jurand
34	132	26,86	4,9144	89,1480	55,72	82 Hubner, David
35	142	29,08	4,8831	88,5804	55,36	304 Kieninger, Stephanie
36	136	27,87	4,8798	88,5208	55,33	58 Golab, Tadeusz
37	118	24,53	4,8104	87,2626	54,54	27 Clare, John
38	147	30,60	4,8039	87,1444	54,47	444 Noga, Tadeusz
39	136	28,49	4,7736	86,5944	54,12	10 Behal, Jiri
40	132	27,72	4,7619	86,3822	53,99	360 Chan, Mario
41	109	22,95	4,7495	86,1563	53,85	227 Swierczek, Zbigniew
42	120	25,35	4,7337	85,8711	53,67	16 Bojanowski, Piotr
43	154	32,55	4,7312	85,8249	53,64	128 Mansfield, Thomas
44	140	30,27	4,6250	83,8995	52,44	247 Wilk, Ivo
45	140	30,50	4,5902	83,2668	52,04	52 Galazka, Marcin
46	148	32,29	4,5835	83,1452	51,97	234 Vasicek, David

STANDARD -- Overall Stage Results

Cracow Open 2009

Printed sierpień 30, 2009 at 23:06



Stage 4 --

	PTS	TIME	HIT FACTOR	STAGE POINTS	STAGE PERCENT	COMPETITOR # Name
47	119	26,00	4,5769	83,0266	51,89	345 Bielinski, Jaroslaw
48	123	27,52	4,4695	81,0775	50,67	238 Vilimovsky, Jan
49	135	30,33	4,4510	80,7430	50,46	331 Kasal, Zdenek
50	154	34,86	4,4177	80,1377	50,09	369 Wochnik, Michal
51	152	34,70	4,3804	79,4617	49,66	219 Svehla st., Zdenek
52	148	34,25	4,3212	78,3871	48,99	328 Bieniasz, Grzegorz
53	148	35,09	4,2177	76,5106	47,82	255 Zameretc, Alexandr
54	121	28,74	4,2102	76,3734	47,73	332 Sanecznicz, Krzystof
55	146	35,01	4,1702	75,6492	47,28	38 Dlouha, Helena
56	153	36,77	4,1610	75,4816	47,18	301 Sedina, Jiri
57	129	31,24	4,1293	74,9070	46,82	54 Gaweda, Boguslaw
58	148	36,33	4,0738	73,8992	46,19	117 Laskowska-Zaslawska, Jadwiga
59	105	26,03	4,0338	73,1743	45,73	34 Czauderna, Slawomir
60	136	34,55	3,9363	71,4059	44,63	326 Rehberger, Ivo
61	133	34,01	3,9106	70,9396	44,34	325 Dabrowski, Darek
62	152	39,11	3,8865	70,5016	44,06	377 Rakusan, Josef
63	119	30,94	3,8462	69,7702	43,61	221 Svrcek, Petr
64	115	29,96	3,8385	69,6305	43,52	223 Szoloszi, Gabor
65	138	37,62	3,6683	66,5432	41,59	83 Hubner, Lubos
66	152	41,60	3,6538	66,2817	41,43	261 Znamirovski, Slawek
67	140	38,79	3,6092	65,4714	40,92	25 Lewandowski, Jaroslaw
68	141	39,74	3,5481	64,3628	40,23	347 Clarke, Malcolm
69	152	42,86	3,5464	64,3332	40,21	318 Schuppik, Dariusz
70	132	37,90	3,4828	63,1798	39,49	272 Moller, Jerzy
71	91	27,21	3,3444	60,6675	37,92	19 Burzec, Wieslaw
72	132	40,75	3,2393	58,7611	36,73	4 Baluszynska, Agnieszka
73	104	33,57	3,0980	56,1986	35,12	121 Lotko-Lozinska, Aniela
74	108	35,22	3,0664	55,6260	34,77	2 Atkinson, Mark
75	138	45,05	3,0633	55,5684	34,73	51 Gallagher, Aidan
76	130	48,14	2,7005	48,9870	30,62	44 Ejsmont, Anna
77	117	44,28	2,6423	47,9316	29,96	222 Svrckova, Vera
78	85	32,71	2,5986	47,1392	29,46	214 Stepniewicz, Hubert
79	60	23,85	2,5157	45,6359	28,52	30 Clegg, Ivor
80	134	76,33	1,7555	31,8459	19,90	335 Pazourkova, Eva
81	81	47,44	1,7074	30,9730	19,36	165 Pawlik, Celina
82	0	0,00	0,0000	0,0000	0,00	401 Zember, Pavol
83	0	0,00	0,0000	0,0000	0,00	190 Schramm, Piotr
84	0	111,65	0,0000	0,0000	0,00	349 Clarke, Pam

PRODUCTION -- Overall Stage Results

Cracow Open 2009

Printed sierpień 30, 2009 at 23:06



Stage 4 --

	PTS	TIME	HIT FACTOR	STAGE POINTS	STAGE PERCENT	COMPETITOR # Name
1	142	17,59	8,0728	160,0000	100,00	338 Kovar, Zbynek
2	148	18,95	7,8100	154,7925	96,75	311 Maziliauskas, Voldemaras
3	133	17,49	7,6043	150,7160	94,20	241 Vysny, Marian
4	150	19,96	7,5150	148,9458	93,09	220 Svehla ml., Zdenek
5	154	21,01	7,3298	145,2754	90,80	256 Zapletal, Miroslav
6	148	20,66	7,1636	141,9806	88,74	18 Brocanelli, Paolo
7	152	22,52	6,7496	133,7743	83,61	195 Ivanov, Sergey
8	146	21,96	6,6485	131,7704	82,36	321 Ivaskevicius, Saulius
9	146	22,07	6,6153	131,1137	81,95	400 Sedy, Roman
10	144	22,98	6,2663	124,1967	77,62	17 Borkowski, Lukasz
11	132	21,43	6,1596	122,0813	76,30	206 Sokolowski, Leszek
12	150	24,63	6,0901	120,7047	75,44	176 Proskuryakov, Andrej
13	127	21,24	5,9793	118,5077	74,07	372 Kwiecien, Stanislaw
14	142	24,47	5,8030	115,0143	71,88	89 Kala, Richard
15	144	25,60	5,6250	111,4859	69,68	153 Nakroshius, Rolandas
16	125	22,34	5,5953	110,8982	69,31	62 Grigoriev, Kiril
17	138	24,90	5,5422	109,8442	68,65	281 Ciurzynski, Pawel
18	140	25,69	5,4496	108,0094	67,51	353 Eschler, Roland
19	130	24,16	5,3808	106,6458	66,65	201 Skowron, Marcin
20	154	28,73	5,3603	106,2387	66,40	127 Manolevski, Michael
21	138	25,99	5,3097	105,2374	65,77	120 Lewandowski, Przemyslaw
22	123	23,46	5,2430	103,9141	64,95	287 Malcharek, Tomasz
23	146	28,04	5,2068	103,1982	64,50	130 Chrastny, Martin
24	146	28,16	5,1847	102,7585	64,22	181 Redeck, Tomasz
25	135	26,19	5,1546	102,1635	63,85	136 Mecwel, Przemyslaw
26	134	26,15	5,1243	101,5619	63,48	6 Baluszynski, Grzegorz
27	144	28,52	5,0491	100,0715	62,54	143 Miklaszewski, Robert
28	117	23,24	5,0344	99,7809	62,36	327 Binkevicius, Ramunas
29	136	27,10	5,0185	99,4643	62,17	242 Wasilewski, Artur
30	134	27,34	4,9012	97,1413	60,71	337 Konik, Slawek
31	131	27,34	4,7915	94,9665	59,35	102 Kopiec, Karol
32	140	29,86	4,6885	92,9257	58,08	152 Nagirnyak, Yuriy
33	152	32,98	4,6089	91,3462	57,09	46 Ellis, Alexander
34	148	32,15	4,6034	91,2385	57,02	343 Wrona, Robert
35	128	27,86	4,5944	91,0597	56,91	123 Lazarowicz, Maciej
36	121	26,80	4,5149	89,4846	55,93	137 Blana, Michael
37	123	27,44	4,4825	88,8420	55,53	100 Kolakowski, Jan
38	134	30,01	4,4652	88,4986	55,31	317 Siemashko, Artur
39	138	31,19	4,4245	87,6923	54,81	333 Soltys, Maciej
40	140	32,23	4,3438	86,0925	53,81	282 Swierczynski, Jaroslaw
41	127	29,81	4,2603	84,4383	52,77	145 Mizuro, Maciej
42	144	34,04	4,2303	83,8437	52,40	111 Krzyzaniak, Roman
43	152	36,19	4,2001	83,2439	52,03	278 Zaworski, Radoslaw
44	152	36,84	4,1259	81,7752	51,11	186 Rozhkov, Artiom
45	117	28,59	4,0923	81,1090	50,69	41 Dvorak, Marian
46	138	33,95	4,0648	80,5632	50,35	129 Wallroth, Marion

PRODUCTION -- Overall Stage Results

Cracow Open 2009

Printed sierpień 30, 2009 at 23:06



Stage 4 --

	PTS	TIME	HIT FACTOR	STAGE POINTS	STAGE PERCENT	COMPETITOR # Name
47	124	32,32	3,8366	76,0410	47,53	269 Kleszcz, Roman
48	102	27,60	3,6957	73,2468	45,78	59 Golkowski, Marcin
49	107	29,64	3,6100	71,5489	44,72	315 Jacek, Zdzislaw
50	140	39,30	3,5623	70,6046	44,13	375 Bibr, Vlastimil
51	144	41,79	3,4458	68,2948	42,68	254 Wyporek, Wojciech
52	144	42,10	3,4204	67,7919	42,37	133 McConnell, Thomas
53	111	32,64	3,4007	67,4016	42,13	226 Szymiczek, Eugeniusz
54	144	42,51	3,3874	67,1381	41,96	246 Wilczynski, Artur
55	131	39,17	3,3444	66,2850	41,43	3 Bajerowski, Tomasz
56	110	32,91	3,3424	66,2464	41,40	174 Poplawski, Grzegorz
57	131	39,27	3,3359	66,1162	41,32	96 Dose, Klaus-Peter
58	144	43,53	3,3081	65,5649	40,98	280 Simkiewicz, Tomasz
59	121	36,88	3,2809	65,0267	40,64	103 Kopiec, Marian
60	135	41,39	3,2617	64,6451	40,40	309 Körner, Stanislaw
61	130	40,01	3,2492	64,3980	40,25	24 Cias, Mikolaj
62	118	37,59	3,1391	62,2167	38,89	79 Horak, Benjamin
63	129	42,65	3,0246	59,9471	37,47	251 Wrzesniowski, Marcin
64	146	50,05	2,9171	57,8158	36,13	151 Nadvornikova, Petra
65	114	42,79	2,6642	52,8032	33,00	11 Bekier, Piotr
66	125	48,34	2,5859	51,2508	32,03	91 Kaletka, Grzegorz
67	133	52,28	2,5440	50,4212	31,51	284 Melinda, Karpati
68	114	48,84	2,3342	46,2622	28,91	302 Poniedzialek, Piotr
69	88	38,95	2,2593	44,7788	27,99	319 Zawislak, Marek
70	100	45,39	2,2031	43,6654	27,29	373 Tretina, Robert
71	128	59,99	2,1337	42,2891	26,43	9 Bazala, Marcin
72	160	81,08	1,9734	39,1114	24,44	306 Sildijajew, Inga
73	112	58,28	1,9218	38,0887	23,81	175 Prokop, Kartarzyna
74	146	76,64	1,9050	37,7568	23,60	359 Pilch, Janusz
75	75	43,28	1,7329	34,3456	21,47	119 Laurishas, Juras
76	66	38,80	1,7010	33,7140	21,07	109 Kotzyba, Jacek
77	58	37,32	1,5541	30,8023	19,25	285 Kopernik, Pawel
78	70	46,75	1,4973	29,6766	18,55	286 Wilk, Remigiusz
79	53	36,02	1,4714	29,1628	18,23	367 Gadek, Wojciech
80	68	51,44	1,3219	26,2003	16,38	274 Olszewski, Krzysztof
81	39	35,88	1,0870	21,5432	13,46	22 Chrobok, Piotr
82	57	56,25	1,0133	20,0840	12,55	90 Kaletka, Zbigniew
83	72	123,18	0,5845	11,5848	7,24	53 Gawel, Henryk
84	13	29,98	0,4336	8,5943	5,37	240 Voss, Kai

MODIFIED -- Overall Stage Results

Cracow Open 2009

Printed sierpień 30, 2009 at 23:06



Stage 4 --

	PTS	TIME	HIT FACTOR	STAGE POINTS	STAGE PERCENT	COMPETITOR # Name
1	146	17,73	8,2346	160,0000	100,00	80 Horinek, Milos
2	136	19,85	6,8514	133,1234	83,20	74 Helan, Vit
3	149	34,55	4,3126	83,7942	52,37	172 Plzak, Jiri
4	140	37,18	3,7655	73,1635	45,73	155 Novak, Lubor
5	0	0,00	0,0000	0,0000	0,00	446 Dudek, Konrad

OPEN -- Overall Stage Results

Cracow Open 2009

Printed sierpień 30, 2009 at 23:06



Stage 5 --

	PTS	TIME	HIT FACTOR	STAGE POINTS	STAGE PERCENT	COMPETITOR # Name
1	33	3,57	9,2437	45,0000	100,00	75 Henes, Zdenek
2	35	4,24	8,2547	40,1855	89,30	192 Sebo, Robin
3	36	4,59	7,8431	38,1818	84,85	218 Sustrova, Katerina
4	43	5,53	7,7758	37,8539	84,12	12 Bektemirov, Rinat
5	40	5,38	7,4349	36,1947	80,43	320 Sabaliauskas, Vaidas
6	42	6,26	6,7093	32,6619	72,58	193 Sebo, Petr
7	35	5,57	6,2837	30,5900	67,98	76 Bettermann, Heribert
8	38	6,08	6,2500	30,4261	67,61	336 Wylon, Marcin
9	41	6,58	6,2310	30,3337	67,41	167 Pedrana, Marco
10	39	6,33	6,1611	29,9935	66,65	217 Sustr, Milos
11	36	6,28	5,7325	27,9068	62,02	323 Wylon, Marek
12	40	7,70	5,1948	25,2893	56,20	312 Spacek, Jaroslav
13	37	7,48	4,9465	24,0806	53,51	231 Tissingh, Klaas
14	31	6,31	4,9128	23,9166	53,15	340 Kulis, Janusz
15	40	8,45	4,7337	23,0446	51,21	1 Anese, Renato
16	31	7,14	4,3417	21,1364	46,97	134 McNicholl, Martin
17	28	6,83	4,0996	19,9574	44,35	235 Veeneman, Lindy
18	40	9,79	4,0858	19,8904	44,20	45 Ejsmont, Jerzy
19	25	8,67	2,8835	14,0374	31,19	236 Veeneman, Albert
20	37	13,53	2,7347	13,3128	29,58	32 Cucagna, Giulio Cesare
21	37	22,05	1,6780	8,1688	18,15	374 Ullman, Josef
22	16	10,04	1,5936	7,7581	17,24	366 Wloczewski, Adam
23	0	9,14	0,0000	0,0000	0,00	163 Pattimukaij, Nonna

STANDARD -- Overall Stage Results**Cracow Open 2009**

Printed sierpień 30, 2009 at 23:06

**Stage 5 --**

	PTS	TIME	HIT FACTOR	STAGE POINTS	STAGE PERCENT	COMPETITOR # Name
1	41	4,91	8,3503	45,0000	100,00	260 Znamenacek, Petr
2	40	5,72	6,9930	37,6855	83,75	307 Kopunec, Peter
3	41	6,46	6,3467	34,2028	76,01	283 Lisy, Radovan
4	43	6,98	6,1605	33,1989	73,78	26 Cieselski, Marcin
5	38	6,23	6,0995	32,8705	73,05	27 Clare, John
6	35	6,26	5,5911	30,1303	66,96	8 Batki, Gyorgy
7	39	7,06	5,5241	29,7694	66,15	227 Swierczek, Zbigniew
8	39	7,08	5,5085	29,6853	65,97	233 Vaclavik, Jaroslav
9	39	7,14	5,4622	29,4358	65,41	219 Svehla st., Zdenek
10	41	7,62	5,3806	28,9961	64,44	128 Mansfield, Thomas
11	43	8,05	5,3416	28,7861	63,97	247 Wilk, Ivo
12	38	7,15	5,3147	28,6410	63,65	63 Grigoriev, Konstantin
13	41	7,76	5,2835	28,4729	63,27	30 Clegg, Ivor
14	40	7,61	5,2562	28,3260	62,95	225 Szarvas, Peter
15	39	7,65	5,0980	27,4735	61,05	203 Slunin, Andrej
16	34	7,04	4,8295	26,0265	57,84	445 Braun, Jurgen
17	35	7,42	4,7170	25,4199	56,49	38 Dlouha, Helena
18	39	8,36	4,6651	25,1402	55,87	2 Atkinson, Mark
19	33	7,21	4,5770	24,6654	54,81	208 Soustar, Ivo
20	35	7,65	4,5752	24,6557	54,79	142 Miglecz, Gyula
21	41	9,00	4,5556	24,5500	54,56	124 Madajewski, Leszek
22	35	7,83	4,4700	24,0889	53,53	332 Sanecznik, Krzysztof
23	37	8,45	4,3787	23,5969	52,44	159 Ogurek, Jiri
24	35	8,07	4,3371	23,3725	51,94	150 Nadvornik, Milan
25	41	9,56	4,2887	23,1119	51,36	169 PierFrancesco, Pasini
26	35	8,21	4,2631	22,9739	51,05	177 Puska, Tomas
27	36	8,47	4,2503	22,9049	50,90	84 Hunter, John
28	39	9,25	4,2162	22,7213	50,49	318 Schuppik, Dariusz
29	37	8,98	4,1203	22,2042	49,34	371 Sioda, Wieslaw
30	35	8,54	4,0984	22,0862	49,08	314 Szabo, Alexander
31	37	9,16	4,0393	21,7679	48,37	261 Znamirovski, Slawek
32	31	7,73	4,0103	21,6119	48,03	34 Czauderna, Slawomir
33	40	10,03	3,9880	21,4916	47,76	345 Bielski, Jaroslav
34	35	9,08	3,8546	20,7727	46,16	121 Lotko-Lozinska, Aniela
35	29	7,56	3,8360	20,6722	45,94	52 Galazka, Marcin
36	31	8,18	3,7897	20,4230	45,38	369 Wochnik, Michal
37	33	8,92	3,6996	19,9370	44,30	16 Bojanowski, Piotr
38	38	10,29	3,6929	19,9012	44,22	304 Kieninger, Stephanie
39	41	11,14	3,6804	19,8339	44,08	444 Noga, Tadeusz
40	23	6,67	3,4483	18,5828	41,30	54 Gaweda, Boguslaw
41	31	9,06	3,4216	18,4393	40,98	25 Lewandowski, Jaroslav
42	36	10,63	3,3866	18,2507	40,56	360 Chan, Mario
43	35	10,65	3,2864	17,7104	39,36	44 Ejsmont, Anna
44	29	8,84	3,2805	17,6789	39,29	117 Laskowska-Zaslawska, Jadwiga
45	36	11,14	3,2316	17,4152	38,70	377 Rakusan, Josef
46	25	7,95	3,1447	16,9466	37,66	330 Klecanda, Kvido

STANDARD -- Overall Stage Results

Cracow Open 2009

Printed sierpień 30, 2009 at 23:06



Stage 5 --

	PTS	TIME	HIT FACTOR	STAGE POINTS	STAGE PERCENT	COMPETITOR # Name
47	41	13,12	3,1250	16,8407	37,42	234 Vasicek, David
48	26	8,44	3,0806	16,6013	36,89	182 Rehak, Michael
49	27	8,94	3,0201	16,2756	36,17	326 Rehberger, Ivo
50	35	11,79	2,9686	15,9980	35,55	83 Hubner, Lubos
51	26	9,24	2,8139	15,1639	33,70	228 Taczalski, Marek
52	35	13,10	2,6718	14,3982	32,00	20 Buszkiewicz, Lechoslaw
53	21	8,08	2,5990	14,0061	31,12	10 Behal, Jiri
54	21	8,13	2,5830	13,9200	30,93	58 Golab, Tadeusz
55	21	8,16	2,5735	13,8688	30,82	258 Zdzitowiecki, Andrzej
56	36	14,03	2,5659	13,8279	30,73	328 Bieniasz, Grzegorz
57	21	8,35	2,5150	13,5532	30,12	301 Sedina, Jiri
58	20	8,44	2,3697	12,7702	28,38	238 Vilimovsky, Jan
59	26	11,78	2,2071	11,8943	26,43	316 Kohn, Miroslav
60	39	18,41	2,1184	11,4162	25,37	331 Kasal, Zdenek
61	18	9,15	1,9672	10,6014	23,56	82 Hubner, David
62	23	12,33	1,8654	10,0525	22,34	19 Burzec, Wieslaw
63	18	9,74	1,8480	9,9592	22,13	313 Grubiak, Stanislav
64	35	22,28	1,5709	8,4657	18,81	335 Pazourkova, Eva
65	23	15,26	1,5072	8,1224	18,05	272 Moller, Jerzy
66	22	14,75	1,4915	8,0379	17,86	255 Zameretc, Alexandr
67	13	9,14	1,4223	7,6649	17,03	64 Grohol, Radim
68	10	7,58	1,3193	7,1095	15,80	223 Szoloszi, Gabor
69	14	11,09	1,2624	6,8031	15,12	214 Stepniewicz, Hubert
70	11	9,20	1,1957	6,4434	14,32	202 Skukauskas, Kestutis
71	18	19,15	0,9399	5,0654	11,26	221 Svrcek, Petr
72	3	17,15	0,1749	0,9427	2,09	165 Pawlik, Celina
73	1	19,10	0,0524	0,2821	0,63	222 Svrckova, Vera
74	0	10,52	0,0000	0,0000	0,00	347 Clarke, Malcolm
75	0	6,64	0,0000	0,0000	0,00	245 Widla, Radoslaw
76	0	8,30	0,0000	0,0000	0,00	105 Koput, Jurand
77	0	0,00	0,0000	0,0000	0,00	190 Schramm, Piotr
78	0	10,15	0,0000	0,0000	0,00	51 Gallagher, Aidan
79	0	11,58	0,0000	0,0000	0,00	4 Baluszynska, Agnieszka
80	0	8,68	0,0000	0,0000	0,00	325 Dabrowski, Darek
81	0	6,73	0,0000	0,0000	0,00	139 Michalowski, Krzysztof
82	0	11,34	0,0000	0,0000	0,00	114 Kunovsky, Lukas
83	0	29,25	0,0000	0,0000	0,00	349 Clarke, Pam
84	0	0,00	0,0000	0,0000	0,00	401 Zember, Pavol

PRODUCTION -- Overall Stage Results

Cracow Open 2009

Printed sierpień 30, 2009 at 23:06



Stage 5 --

	PTS	TIME	HIT FACTOR	STAGE POINTS	STAGE PERCENT	COMPETITOR # Name
1	43	5,82	7,3883	45,0000	100,00	338 Kovar, Zbynek
2	37	5,16	7,1705	43,6736	97,05	256 Zapletal, Miroslav
3	39	5,96	6,5436	39,8552	88,57	18 Brocanelli, Paolo
4	39	6,05	6,4463	39,2623	87,25	327 Binkevicius, Ramunas
5	39	6,07	6,4250	39,1330	86,96	17 Borkowski, Lukasz
6	43	6,73	6,3893	38,9153	86,48	136 Mecwel, Przemyslaw
7	39	6,29	6,2003	37,7643	83,92	400 Sedy, Roman
8	33	5,68	5,8099	35,3861	78,64	241 Vysny, Marian
9	39	6,74	5,7864	35,2429	78,32	195 Ivanov, Sergey
10	39	6,76	5,7692	35,1386	78,09	206 Sokolowski, Leszek
11	35	6,11	5,7283	34,8894	77,53	321 Ivaskevicius, Saulius
12	39	6,88	5,6686	34,5258	76,72	242 Wasilewski, Artur
13	31	5,65	5,4867	33,4180	74,26	120 Lewandowski, Przemyslaw
14	35	6,45	5,4264	33,0503	73,45	130 Chrastny, Martin
15	39	7,20	5,4167	32,9913	73,31	311 Maziliauskas, Voldemaras
16	41	7,80	5,2564	32,0152	71,14	41 Dvorak, Marian
17	31	6,64	4,6687	28,4355	63,19	372 Kwiecien, Stanislaw
18	29	6,24	4,6474	28,3061	62,90	201 Skowron, Marcin
19	33	7,16	4,6089	28,0717	62,38	181 Redecker, Tomasz
20	39	8,90	4,3820	26,6896	59,31	269 Kleszcz, Roman
21	31	7,08	4,3785	26,6683	59,26	287 Malcharek, Tomasz
22	39	9,05	4,3094	26,2472	58,33	89 Kala, Richard
23	35	8,29	4,2220	25,7146	57,14	145 Mizuro, Maciej
24	31	7,48	4,1444	25,2422	56,09	254 Wyporek, Wojciech
25	35	8,61	4,0650	24,7589	55,02	186 Rozhkov, Artiom
26	35	8,62	4,0603	24,7302	54,96	111 Krzyzaniak, Roman
27	35	8,66	4,0416	24,6160	54,70	46 Ellis, Alexander
28	37	9,68	3,8223	23,2806	51,73	353 Eschler, Roland
29	37	9,79	3,7794	23,0190	51,15	127 Manolevski, Michael
30	37	9,90	3,7374	22,7632	50,58	102 Kopiec, Karol
31	39	10,61	3,6758	22,3881	49,75	359 Pilch, Janusz
32	43	11,81	3,6410	22,1761	49,28	278 Zaworski, Radoslaw
33	35	9,68	3,6157	22,0222	48,94	123 Lazarovicz, Maciej
34	24	6,73	3,5661	21,7202	48,27	220 Svehla ml., Zdenek
35	29	8,22	3,5280	21,4879	47,75	282 Swierczynski, Jaroslaw
36	31	8,94	3,4676	21,1199	46,93	174 Poplawski, Grzegorz
37	33	10,10	3,2673	19,9003	44,22	129 Wallroth, Marion
38	27	8,73	3,0928	18,8372	41,86	281 Ciurzynski, Pawel
39	37	12,03	3,0756	18,7328	41,63	176 Proskuryakov, Andrej
40	33	11,05	2,9864	18,1894	40,42	11 Bekier, Piotr
41	35	11,91	2,9387	17,8988	39,78	103 Kopiec, Marian
42	33	11,24	2,9359	17,8819	39,74	246 Wilczynski, Artur
43	35	12,30	2,8455	17,3313	38,51	152 Nagirnyak, Yuriy
44	31	10,98	2,8233	17,1960	38,21	302 Poniedzialek, Piotr
45	29	10,32	2,8101	17,1153	38,03	319 Zawislak, Marek
46	22	7,85	2,8025	17,0695	37,93	143 Miklaszewski, Robert

PRODUCTION -- Overall Stage Results

Cracow Open 2009

Printed sierpień 30, 2009 at 23:06



Stage 5 --

	PTS	TIME	HIT FACTOR	STAGE POINTS	STAGE PERCENT	COMPETITOR # Name
47	39	14,91	2,6157	15,9314	35,40	373 Tretina, Robert
48	35	13,43	2,6061	15,8730	35,27	285 Kopernik, Pawel
49	29	11,13	2,6056	15,8697	35,27	337 Konik, Slawek
50	31	12,04	2,5748	15,6820	34,85	22 Chrobok, Piotr
51	35	14,04	2,4929	15,1834	33,74	367 Gadek, Wojciech
52	18	7,42	2,4259	14,7753	32,83	240 Voss, Kai
53	26	10,88	2,3897	14,5550	32,34	96 Dose, Klaus-Peter
54	35	14,70	2,3810	14,5017	32,23	151 Nadvornikova, Petra
55	39	16,83	2,3173	14,1139	31,36	274 Olszewski, Krzysztof
56	24	10,97	2,1878	13,3251	29,61	133 McConnell, Thomas
57	16	7,39	2,1651	13,1869	29,30	3 Bajerowski, Tomasz
58	26	12,24	2,1242	12,9378	28,75	153 Nakroshius, Rolandas
59	12	6,24	1,9231	11,7129	26,03	6 Baluszynski, Grzegorz
60	20	10,48	1,9084	11,6235	25,83	24 Cias, Mikolaj
61	26	15,18	1,7128	10,4320	23,18	317 Siemashko, Artur
62	24	14,28	1,6807	10,2365	22,75	309 Körner, Stanislaw
63	18	11,40	1,5789	9,6169	21,37	9 Bazala, Marcin
64	22	14,35	1,5331	9,3377	20,75	280 Simkiewicz, Tomasz
65	18	11,89	1,5139	9,2206	20,49	251 Wrzesniowski, Marcin
66	27	18,05	1,4958	9,1107	20,25	333 Soltys, Maciei
67	20	14,77	1,3541	8,2474	18,33	315 Jacek, Zdzislaw
68	11	8,27	1,3301	8,1013	18,00	343 Wrona, Robert
69	26	20,49	1,2689	7,7286	17,17	53 Gawel, Henryk
70	20	15,83	1,2634	7,6951	17,10	90 Kaletka, Zbigniew
71	24	21,56	1,1132	6,7800	15,07	306 Sildijajew, Inga
72	5	5,96	0,8389	5,1096	11,35	100 Kolakowski, Jan
73	5	6,52	0,7669	4,6708	10,38	62 Grigoriev, Kiril
74	11	16,47	0,6679	4,0679	9,04	119 Laurishas, Juras
75	5	10,76	0,4647	2,8302	6,29	109 Kotzyba, Jacek
76	5	11,54	0,4333	2,6390	5,86	137 Blana, Michael
77	10	59,10	0,1692	1,0306	2,29	175 Prokop, Kartarzyna
78	1	14,03	0,0713	0,4341	0,96	91 Kaletka, Grzegorz
79	0	6,96	0,0000	0,0000	0,00	375 Bibr, Vlastimil
80	0	9,45	0,0000	0,0000	0,00	226 Szymiczek, Eugeniusz
81	0	11,76	0,0000	0,0000	0,00	284 Melinda, Karpati
82	0	7,13	0,0000	0,0000	0,00	59 Golkowski, Marcin
83	0	8,27	0,0000	0,0000	0,00	79 Horak, Benjamin
84	0	12,73	0,0000	0,0000	0,00	286 Wilk, Remigiusz

MODIFIED -- Overall Stage Results

Cracow Open 2009

Printed sierpień 30, 2009 at 23:06



Stage 5 --

	PTS	TIME	HIT FACTOR	STAGE POINTS	STAGE PERCENT	COMPETITOR # Name
1	32	4,39	7,2893	45,0000	100,00	80 Horinek, Milos
2	37	5,23	7,0746	43,6744	97,05	74 Helan, Vit
3	41	8,58	4,7786	29,5001	65,56	172 Plzak, Jiri
4	13	5,30	2,4528	15,1424	33,65	155 Novak, Lubor
5	0	0,00	0,0000	0,0000	0,00	446 Dudek, Konrad

OPEN -- Overall Stage Results

Cracow Open 2009

Printed sierpień 30, 2009 at 23:06



Stage 6 --

	PTS	TIME	HIT FACTOR	STAGE POINTS	STAGE PERCENT	COMPETITOR # Name
1	156	21,26	7,3377	160,0000	100,00	12 Bektemirov, Rinat
2	140	19,60	7,1429	155,7509	97,34	75 Henes, Zdenek
3	154	21,73	7,0870	154,5324	96,58	76 Bettermann, Heribert
4	152	22,07	6,8872	150,1758	93,86	218 Sustrova, Katerina
5	138	20,11	6,8623	149,6324	93,52	320 Sabaliauskas, Vaidas
6	150	21,93	6,8399	149,1459	93,22	217 Sustr, Milos
7	153	24,25	6,3093	137,5746	85,98	336 Wylon, Marcin
8	139	22,08	6,2953	137,2696	85,79	192 Sebo, Robin
9	152	26,09	5,8260	127,0364	79,40	167 Pedrana, Marco
10	152	28,29	5,3729	117,1573	73,22	1 Anese, Renato
11	151	30,67	4,9234	107,3549	67,10	193 Sebo, Petr
12	130	32,28	4,0273	87,8150	54,88	340 Kulis, Janusz
13	150	39,20	3,8265	83,4380	52,15	312 Spacek, Jaroslav
14	148	42,43	3,4881	76,0584	47,54	231 Tissingh, Klaas
15	151	44,50	3,3933	73,9904	46,24	32 Cucagna, Giulio Cesare
16	116	38,00	3,0526	66,5630	41,60	134 McNicholl, Martin
17	146	52,56	2,7778	60,5698	37,86	45 Ejsmont, Jerzy
18	137	56,21	2,4373	53,1454	33,22	235 Veeneman, Lindy
19	124	59,69	2,0774	45,2980	28,31	163 Pattimukajj, Nonna
20	112	63,02	1,7772	38,7524	24,22	236 Veeneman, Albert
21	117	66,32	1,7642	38,4680	24,04	374 Ullman, Josef
22	83	53,55	1,5500	33,7969	21,12	366 Wloczewski, Adam
23	0	10,36	0,0000	0,0000	0,00	323 Wylon, Marek

STANDARD -- Overall Stage Results

Cracow Open 2009

Printed sierpień 30, 2009 at 23:06



Stage 6 --

	PTS	TIME	HIT FACTOR	STAGE POINTS	STAGE PERCENT	COMPETITOR # Name
1	154	22,01	6,9968	160,0000	100,00	371 Sioda, Wieslaw
2	136	21,83	6,2300	142,4638	89,04	260 Znamenacek, Petr
3	148	24,80	5,9677	136,4675	85,29	233 Vaclavik, Jaroslav
4	134	22,57	5,9371	135,7665	84,85	8 Batki, Gyorgy
5	140	23,74	5,8972	134,8549	84,28	307 Kopunec, Peter
6	148	25,84	5,7276	130,9750	81,86	139 Michalowski, Krzysztof
7	153	27,08	5,6499	129,1999	80,75	169 PierFrancesco, Pasini
8	140	24,89	5,6247	128,6241	80,39	203 Slunin, Andrej
9	142	26,20	5,4198	123,9385	77,46	27 Clare, John
10	148	28,35	5,2205	119,3790	74,61	82 Hubner, David
11	153	30,12	5,0797	116,1598	72,60	330 Klecanda, Kvido
12	138	27,18	5,0773	116,1045	72,57	182 Rehak, Michael
13	154	30,60	5,0327	115,0850	71,93	202 Skukauskas, Kestutis
14	152	30,31	5,0148	114,6772	71,67	301 Sedina, Jiri
15	126	25,33	4,9743	113,7508	71,09	26 Cieselski, Marcin
16	149	30,38	4,9045	112,1548	70,10	54 Gaweda, Boguslaw
17	136	28,31	4,8040	109,8546	68,66	247 Wilk, Ivo
18	144	30,00	4,8000	109,7642	68,60	84 Hunter, John
19	124	26,01	4,7674	109,0186	68,14	283 Lisy, Radovan
20	144	30,84	4,6693	106,7745	66,73	445 Braun, Jurgen
21	140	30,26	4,6266	105,7982	66,12	313 Grubiak, Stanislav
22	144	31,20	4,6154	105,5425	65,96	150 Nadvornik, Milan
23	140	30,49	4,5917	105,0002	65,63	38 Dlouha, Helena
24	138	30,20	4,5695	104,4940	65,31	219 Svehla st., Zdenek
25	150	33,11	4,5304	103,5980	64,75	332 Sanecznik, Krzystof
26	150	34,42	4,3579	99,6551	62,28	208 Soustar, Ivo
27	149	34,20	4,3567	99,6276	62,27	225 Szarvas, Peter
28	150	34,58	4,3378	99,1940	62,00	159 Ogurek, Jiri
29	145	33,59	4,3168	98,7137	61,70	245 Widla, Radoslaw
30	125	29,12	4,2926	98,1608	61,35	63 Grigoriev, Konstantin
31	118	27,68	4,2630	97,4844	60,93	142 Miglec, Gyula
32	135	32,48	4,1564	95,0467	59,40	114 Kunovsky, Lukas
33	140	34,63	4,0427	92,4474	57,78	345 Bielinski, Jaroslav
34	131	32,74	4,0012	91,4981	57,19	177 Puska, Tomas
35	132	33,06	3,9927	91,3041	57,07	223 Szoloszi, Gabor
36	151	38,41	3,9313	89,8984	56,19	2 Atkinson, Mark
37	131	33,38	3,9245	89,7438	56,09	30 Clegg, Ivor
38	132	33,84	3,9007	89,1996	55,75	258 Zdzitowiecki, Andrzej
39	144	36,95	3,8972	89,1184	55,70	318 Schuppik, Dariusz
40	131	34,11	3,8405	87,8231	54,89	238 Vilimovsky, Jan
41	135	35,47	3,8060	87,0346	54,40	369 Wochnik, Michal
42	125	32,97	3,7913	86,6983	54,19	314 Szabo, Alexander
43	138	37,18	3,7117	84,8768	53,05	221 Svrcek, Petr
44	146	39,89	3,6601	83,6967	52,31	234 Vasicek, David
45	128	35,20	3,6364	83,1547	51,97	16 Bojanowski, Piotr
46	134	37,08	3,6138	82,6389	51,65	326 Rehberger, Ivo

STANDARD -- Overall Stage Results

Cracow Open 2009

Printed sierpień 30, 2009 at 23:06



Stage 6 --

PTS	TIME	HIT FACTOR	STAGE POINTS	STAGE PERCENT	COMPETITOR # Name
47	156	43,52	3,5846	81,9700	51,23 128 Mansfield, Thomas
48	137	38,22	3,5845	81,9689	51,23 261 Znamirowski, Slawek
49	146	40,82	3,5767	81,7898	51,12 304 Kieninger, Stephanie
50	137	38,93	3,5191	80,4740	50,30 25 Lewandowski, Jaroslaw
51	126	36,09	3,4913	79,8368	49,90 105 Koput, Jurand
52	142	40,86	3,4753	79,4711	49,67 117 Laskowska-Zaslawska, Jadwiga
53	127	36,84	3,4473	78,8322	49,27 316 Kohn, Miroslav
54	132	38,84	3,3986	77,7166	48,57 360 Chan, Mario
55	154	45,38	3,3936	77,6025	48,50 19 Burzec, Wieslaw
56	142	41,98	3,3826	77,3509	48,34 83 Hubner, Lubos
57	131	38,73	3,3824	77,3469	48,34 52 Galazka, Marcin
58	121	36,17	3,3453	76,4991	47,81 214 Stepniewicz, Hubert
59	121	36,61	3,3051	75,5797	47,24 124 Madajewski, Leszek
60	134	41,06	3,2635	74,6286	46,64 255 Zameretc, Alexandr
61	147	45,24	3,2493	74,3043	46,44 444 Noga, Tadeusz
62	139	43,71	3,1801	72,7199	45,45 377 Rakusan, Josef
63	117	36,81	3,1785	72,6841	45,43 10 Behal, Jiri
64	134	42,43	3,1581	72,2189	45,14 325 Dabrowski, Darek
65	145	46,24	3,1358	71,7083	44,82 331 Kasal, Zdenek
66	145	46,42	3,1237	71,4303	44,64 228 Taczalski, Marek
67	134	42,98	3,1177	71,2948	44,56 328 Bieniasz, Grzegorz
68	108	35,29	3,0604	69,9828	43,74 64 Grohol, Radim
69	132	43,26	3,0513	69,7761	43,61 272 Moller, Jerzy
70	99	34,50	2,8696	65,6199	41,01 20 Buszkiewicz, Lechoslaw
71	148	53,50	2,7664	63,2597	39,54 58 Golab, Tadeusz
72	122	45,65	2,6725	61,1137	38,20 347 Clarke, Malcolm
73	103	38,88	2,6492	60,5801	37,86 121 Lotko-Lozinska, Aniela
74	140	54,24	2,5811	59,0239	36,89 44 Ejsmont, Anna
75	127	50,93	2,4936	57,0229	35,64 4 Baluszynska, Agnieszka
76	132	55,64	2,3724	54,2508	33,91 51 Gallagher, Aidan
77	58	26,17	2,2163	50,6808	31,68 227 Swierczek, Zbigniew
78	95	56,40	1,6844	38,5180	24,07 222 Svrckova, Vera
79	123	78,20	1,5729	35,9681	22,48 349 Clarke, Pam
80	91	111,00	0,8198	18,7473	11,72 335 Pazourkova, Eva
81	0	0,00	0,0000	0,0000	0,00 190 Schramm, Piotr
82	0	22,16	0,0000	0,0000	0,00 34 Czauderna, Slawomir
83	0	74,74	0,0000	0,0000	0,00 165 Pawlik, Celina
84	0	0,00	0,0000	0,0000	0,00 401 Zember, Pavol

PRODUCTION -- Overall Stage Results

Cracow Open 2009

Printed sierpień 30, 2009 at 23:06




Stage 6 --

	PTS	TIME	HIT FACTOR	STAGE POINTS	STAGE PERCENT	COMPETITOR # Name
1	146	20,61	7,0839	160,0000	100,00	338 Kovar, Zbynek
2	150	21,50	6,9767	157,5788	98,49	256 Zapletal, Miroslav
3	146	22,44	6,5062	146,9519	91,84	17 Borkowski, Lukasz
4	148	23,06	6,4180	144,9598	90,60	241 Vysny, Marian
5	133	21,37	6,2237	140,5699	87,86	18 Brocanelli, Paolo
6	129	24,34	5,2999	119,7055	74,82	400 Sedy, Roman
7	138	26,06	5,2955	119,6051	74,75	311 Maziliauskas, Voldemaras
8	129	24,97	5,1662	116,6853	72,93	321 Ivaskevicius, Saulius
9	136	26,60	5,1128	115,4788	72,17	220 Svehla ml., Zdenek
10	142	28,04	5,0642	114,3814	71,49	195 Ivanov, Sergey
11	144	29,85	4,8241	108,9590	68,10	287 Malcharek, Tomasz
12	148	30,78	4,8083	108,6021	67,88	130 Chrastny, Martin
13	160	33,71	4,7464	107,2029	67,00	176 Proskuryakov, Andrej
14	144	31,19	4,6169	104,2779	65,17	186 Rozhkov, Artiom
15	127	27,70	4,5848	103,5545	64,72	145 Mizuro, Maciej
16	148	32,82	4,5094	101,8517	63,66	46 Ellis, Alexander
17	136	30,26	4,4944	101,5115	63,44	102 Kopiec, Karol
18	134	29,92	4,4786	101,1552	63,22	6 Baluszynski, Grzegorz
19	142	32,34	4,3908	99,1730	61,98	206 Sokolowski, Leszek
20	132	30,36	4,3478	98,2013	61,38	143 Miklaszewski, Robert
21	136	31,37	4,3354	97,9196	61,20	317 Siemashko, Artur
22	144	33,30	4,3243	97,6705	61,04	242 Wasilewski, Artur
23	138	32,01	4,3112	97,3730	60,86	89 Kala, Richard
24	130	30,46	4,2679	96,3959	60,25	181 Redeck, Tomasz
25	138	32,88	4,1971	94,7965	59,25	269 Kleszcz, Roman
26	107	26,13	4,0949	92,4889	57,81	372 Kwiecien, Stanislaw
27	118	28,88	4,0859	92,2847	57,68	201 Skowron, Marcin
28	121	29,82	4,0577	91,6480	57,28	136 Mecwel, Przemyslaw
29	119	29,90	3,9799	89,8920	56,18	62 Grigoriev, Kiril
30	136	34,37	3,9569	89,3726	55,86	41 Dvorak, Marian
31	142	36,78	3,8608	87,2010	54,50	103 Kopiec, Marian
32	142	36,97	3,8410	86,7529	54,22	129 Wallroth, Marion
33	121	32,13	3,7660	85,0589	53,16	327 Binkevicius, Ramunas
34	136	36,19	3,7579	84,8781	53,05	174 Poplawski, Grzegorz
35	131	36,12	3,6268	81,9160	51,20	343 Wrona, Robert
36	142	39,47	3,5977	81,2580	50,79	111 Krzyzaniak, Roman
37	144	40,13	3,5883	81,0473	50,65	285 Kopernik, Pawel
38	112	31,88	3,5132	79,3496	49,59	120 Lewandowski, Przemyslaw
39	131	37,80	3,4656	78,2753	48,92	153 Nakroshius, Rolandas
40	148	43,23	3,4235	77,3253	48,33	79 Horak, Benjamin
41	136	39,80	3,4171	77,1793	48,24	254 Wyporek, Wojciech
42	113	33,45	3,3782	76,3005	47,69	59 Golkowski, Marcin
43	134	39,68	3,3770	76,2743	47,67	152 Nagirnyak, Yuriy
44	138	41,48	3,3269	75,1425	46,96	9 Bazala, Marcin
45	125	38,23	3,2697	73,8501	46,16	90 Kaletka, Zbigniew
46	152	47,26	3,2163	72,6432	45,40	127 Manolevski, Michael

PRODUCTION -- Overall Stage Results

Cracow Open 2009

Printed sierpień 30, 2009 at 23:06



Stage 6 --

	PTS	TIME	HIT FACTOR	STAGE POINTS	STAGE PERCENT	COMPETITOR # Name
47	142	44,47	3,1932	72,1218	45,08	133 McConnell, Thomas
48	119	37,66	3,1599	71,3694	44,61	100 Kolakowski, Jan
49	140	44,57	3,1411	70,9464	44,34	282 Swierczynski, Jaroslaw
50	134	43,19	3,1026	70,0756	43,80	319 Zawislak, Marek
51	121	39,38	3,0726	69,3992	43,37	3 Bajerowski, Tomasz
52	132	43,66	3,0234	68,2866	42,68	333 Soltys, Maciei
53	120	40,16	2,9880	67,4889	42,18	24 Cias, Mikolaj
54	140	47,32	2,9586	66,8234	41,76	353 Eschler, Roland
55	148	50,61	2,9243	66,0496	41,28	309 Körner, Stanislaw
56	132	46,13	2,8615	64,6302	40,39	11 Bekier, Piotr
57	119	43,17	2,7565	62,2601	38,91	226 Szymiczek, Eugeniusz
58	93	34,64	2,6848	60,6387	37,90	281 Ciurzynski, Pawel
59	129	48,30	2,6708	60,3237	37,70	359 Pilch, Janusz
60	138	52,13	2,6472	59,7911	37,37	246 Wilczynski, Artur
61	140	53,73	2,6056	58,8513	36,78	151 Nadvornikova, Petra
62	134	53,79	2,4912	56,2663	35,17	137 Blana, Michael
63	134	53,83	2,4893	56,2245	35,14	96 Dose, Klaus-Peter
64	114	46,04	2,4761	55,9261	34,95	123 Lazarowicz, Maciej
65	94	38,83	2,4208	54,6771	34,17	367 Gadek, Wojciech
66	142	60,06	2,3643	53,4008	33,38	240 Voss, Kai
67	89	37,93	2,3464	52,9971	33,12	337 Konik, Slawek
68	123	53,42	2,3025	52,0051	32,50	278 Zaworski, Radoslaw
69	123	55,17	2,2295	50,3555	31,47	375 Bibr, Vlastimil
70	111	52,43	2,1171	47,8176	29,89	251 Wrzesniowski, Marcin
71	115	54,69	2,1028	47,4936	29,68	315 Jacek, Zdzislaw
72	98	47,53	2,0619	46,5697	29,11	91 Kaletka, Grzegorz
73	136	73,87	1,8411	41,5830	25,99	284 Melinda, Karpati
74	110	60,17	1,8282	41,2912	25,81	119 Laurishas, Juras
75	101	56,42	1,7901	40,4328	25,27	302 Poniedzialek, Piotr
76	93	58,71	1,5841	35,7780	22,36	109 Kotzyba, Jacek
77	150	107,80	1,3915	31,4281	19,64	306 Sildijajew, Inga
78	128	96,66	1,3242	29,9094	18,69	22 Chrobok, Piotr
79	51	46,26	1,1025	24,9006	15,56	373 Tretina, Robert
80	59	67,79	0,8703	19,6576	12,29	274 Olszewski, Krzysztof
81	64	115,00	0,5565	12,5698	7,86	53 Gawel, Henryk
82	34	76,04	0,4471	10,0991	6,31	175 Prokop, Kartarzyna
83	40	95,59	0,4185	9,4513	5,91	286 Wilk, Remigiusz
84	0	27,70	0,0000	0,0000	0,00	280 Simkiewicz, Tomasz

MODIFIED -- Overall Stage Results

Cracow Open 2009

Printed sierpień 30, 2009 at 23:06



Stage 6 --

	PTS	TIME	HIT FACTOR	STAGE POINTS	STAGE PERCENT	COMPETITOR # Name
1	149	24,26	6,1418	160,0000	100,00	80 Horinek, Milos
2	132	24,22	5,4500	141,9791	88,74	74 Helan, Vit
3	137	27,46	4,9891	129,9704	81,23	155 Novak, Lubor
4	139	38,88	3,5751	93,1350	58,21	172 Plzak, Jiri
5	0	0,00	0,0000	0,0000	0,00	446 Dudek, Konrad

OPEN -- Overall Stage Results

Cracow Open 2009

Printed sierpień 30, 2009 at 23:06



Stage 7 --

	PTS	TIME	HIT FACTOR	STAGE POINTS	STAGE PERCENT	COMPETITOR # Name
1	43	3,91	10,9974	45,0000	100,00	75 Henes, Zdenek
2	39	4,27	9,1335	37,3730	83,05	320 Sabaliauskas, Vaidas
3	43	4,84	8,8843	36,3533	80,79	12 Bektemirov, Rinat
4	41	4,72	8,6864	35,5437	78,99	217 Sustr, Milos
5	39	4,54	8,5903	35,1503	78,11	192 Sebo, Robin
6	41	5,07	8,0868	33,0900	73,53	218 Sustrova, Katerina
7	41	5,38	7,6208	31,1833	69,30	193 Sebo, Petr
8	39	5,18	7,5290	30,8074	68,46	76 Bettermann, Heribert
9	39	5,38	7,2491	29,6622	65,92	167 Pedrana, Marco
10	40	5,92	6,7568	27,6477	61,44	312 Spacek, Jaroslav
11	37	5,78	6,4014	26,1936	58,21	134 McNicholl, Martin
12	40	6,81	5,8737	24,0344	53,41	235 Veeneman, Lindy
13	30	5,39	5,5659	22,7747	50,61	336 Wylon, Marcin
14	40	7,48	5,3476	21,8816	48,63	231 Tissingh, Klaas
15	41	7,69	5,3316	21,8162	48,48	45 Ejsmont, Jerzy
16	37	6,97	5,3085	21,7215	48,27	1 Anese, Renato
17	26	6,84	3,8012	15,5539	34,56	340 Kulis, Janusz
18	41	12,34	3,3225	13,5953	30,21	323 Wylon, Marek
19	34	10,45	3,2536	13,3132	29,58	236 Veeneman, Albert
20	39	13,57	2,8740	11,7600	26,13	366 Wloczewski, Adam
21	33	24,73	1,3344	5,4602	12,13	374 Ullman, Josef
22	10	7,95	1,2579	5,1470	11,44	32 Cucagna, Giulio Cesare
23	11	12,29	0,8950	3,6624	8,14	163 Pattimukaij, Nonna

STANDARD -- Overall Stage Results

Cracow Open 2009

Printed sierpień 30, 2009 at 23:06



Stage 7 --

	PTS	TIME	HIT FACTOR	STAGE POINTS	STAGE PERCENT	COMPETITOR # Name
1	40	4,43	9,0293	45,0000	100,00	260 Znamenacek, Petr
2	42	5,52	7,6087	37,9198	84,27	8 Batki, Gyorgy
3	40	5,36	7,4627	37,1922	82,65	283 Lisy, Radovan
4	42	5,77	7,2790	36,2769	80,62	371 Sioda, Wieslaw
5	42	5,87	7,1550	35,6589	79,24	445 Braun, Jurgen
6	39	5,60	6,9643	34,7083	77,13	227 Swierczek, Zbigniew
7	41	5,92	6,9257	34,5158	76,70	26 Cieselski, Marcin
8	37	5,56	6,6547	33,1652	73,70	307 Kopunec, Peter
9	42	6,33	6,6351	33,0675	73,48	139 Michalowski, Krzysztof
10	40	6,32	6,3291	31,5427	70,09	2 Atkinson, Mark
11	39	6,22	6,2701	31,2486	69,44	203 Slunin, Andrej
12	41	6,67	6,1469	30,6347	68,08	114 Kunovsky, Lukas
13	35	5,80	6,0345	30,0744	66,83	142 Migleczy, Gyula
14	35	5,83	6,0034	29,9196	66,49	82 Hubner, David
15	43	7,17	5,9972	29,8886	66,42	330 Klecanda, Kvido
16	39	6,56	5,9451	29,6290	65,84	219 Svehla st., Zdenek
17	39	6,60	5,9091	29,4494	65,44	169 PierFrancesco, Pasini
18	38	6,45	5,8915	29,3616	65,25	301 Sedina, Jiri
19	39	6,62	5,8912	29,3605	65,25	258 Zdzitowiecki, Andrzej
20	37	6,33	5,8452	29,1309	64,74	64 Grohol, Radim
21	39	6,76	5,7692	28,7524	63,89	38 Dlouha, Helena
22	37	6,43	5,7543	28,6779	63,73	182 Rehak, Michael
23	41	7,21	5,6865	28,3403	62,98	177 Puska, Tomas
24	40	7,25	5,5172	27,4966	61,10	347 Clarke, Malcolm
25	41	7,56	5,4233	27,0283	60,06	444 Noga, Tadeusz
26	39	7,24	5,3867	26,8462	59,66	369 Wochnik, Michal
27	35	6,56	5,3354	26,5901	59,09	25 Lewandowski, Jaroslaw
28	39	7,62	5,1181	25,5074	56,68	345 Bielinski, Jaroslaw
29	39	7,64	5,1047	25,4406	56,53	19 Burzec, Wieslaw
30	40	7,89	5,0697	25,2662	56,15	202 Skukauskas, Kestutis
31	29	5,76	5,0347	25,0918	55,76	16 Bojanowski, Piotr
32	35	7,19	4,8679	24,2603	53,91	52 Galazka, Marcin
33	35	7,23	4,8409	24,1260	53,61	223 Szolozsi, Gabor
34	40	8,27	4,8368	24,1052	53,57	225 Szarvas, Peter
35	42	8,80	4,7727	23,7861	52,86	51 Gallagher, Aidan
36	39	8,53	4,5721	22,7862	50,64	318 Schuppik, Dariusz
37	36	7,95	4,5283	22,5679	50,15	63 Grigoriev, Konstantin
38	29	6,61	4,3873	21,8652	48,59	20 Buszkiewicz, Lechoslaw
39	39	9,09	4,2904	21,3824	47,52	238 Vilimovsky, Jan
40	35	8,20	4,2683	21,2721	47,27	58 Golab, Tadeusz
41	37	8,67	4,2676	21,2686	47,26	214 Stepniewicz, Hubert
42	39	9,25	4,2162	21,0126	46,69	234 Vasicek, David
43	35	8,38	4,1766	20,8152	46,26	247 Wilk, Ivo
44	32	7,67	4,1721	20,7927	46,21	124 Madajewski, Leszek
45	39	9,36	4,1667	20,7656	46,15	121 Lotko-Lozinska, Aniela
46	39	9,43	4,1357	20,6115	45,80	84 Hunter, John

STANDARD -- Overall Stage Results

Cracow Open 2009

Printed sierpień 30, 2009 at 23:06



Stage 7 --

	PTS	TIME	HIT FACTOR	STAGE POINTS	STAGE PERCENT	COMPETITOR # Name
47	41	9,94	4,1247	20,5567	45,68	261 Znamirowski, Slawek
48	37	9,01	4,1065	20,4660	45,48	117 Laskowska-Zaslawska, Jadwiga
49	27	6,61	4,0847	20,3572	45,24	233 Vaclavik, Jaroslav
50	27	6,69	4,0359	20,1138	44,70	314 Szabo, Alexander
51	26	6,45	4,0310	20,0895	44,64	332 Sanecznik, Krzystof
52	41	10,19	4,0236	20,0524	44,56	255 Zameretc, Alexandr
53	35	8,74	4,0046	19,9578	44,35	221 Svrcek, Petr
54	23	5,77	3,9861	19,8659	44,15	34 Czauderna, Slawomir
55	34	8,57	3,9673	19,7722	43,94	331 Kasal, Zdenek
56	38	9,75	3,8974	19,4238	43,16	27 Clare, John
57	37	10,22	3,6204	18,0429	40,10	159 Ogurek, Jiri
58	37	10,24	3,6133	18,0077	40,02	83 Hubner, Lubos
59	20	5,66	3,5336	17,6104	39,13	208 Soustar, Ivo
60	27	8,13	3,3210	16,5512	36,78	4 Baluszynska, Agnieszka
61	37	11,18	3,3095	16,4936	36,65	313 Grubiak, Stanislav
62	35	10,87	3,2199	16,0470	35,66	328 Bieniasz, Grzegorz
63	42	13,51	3,1088	15,4935	34,43	316 Kohn, Miroslav
64	24	8,13	2,9520	14,7122	32,69	326 Rehberger, Ivo
65	27	9,23	2,9252	14,5787	32,40	105 Koput, Jurand
66	23	7,93	2,9004	14,4548	32,12	325 Dabrowski, Darek
67	38	13,51	2,8127	14,0180	31,15	228 Taczalski, Marek
68	27	9,63	2,8037	13,9731	31,05	128 Mansfield, Thomas
69	39	14,47	2,6952	13,4324	29,85	349 Clarke, Pam
70	28	10,84	2,5830	12,8732	28,61	150 Nadvornik, Milan
71	25	9,83	2,5432	12,6748	28,17	10 Behal, Jiri
72	20	8,38	2,3866	11,8944	26,43	30 Clegg, Ivor
73	17	8,28	2,0531	10,2323	22,74	54 Gaweda, Boguslaw
74	22	12,36	1,7799	8,8708	19,71	360 Chan, Mario
75	31	18,16	1,7070	8,5075	18,91	44 Ejsmont, Anna
76	11	7,23	1,5214	7,5825	16,85	245 Widla, Radoslaw
77	14	9,43	1,4846	7,3990	16,44	377 Rakusan, Josef
78	21	14,35	1,4634	7,2933	16,21	272 Moller, Jerzy
79	26	22,97	1,1319	5,6412	12,54	222 Svrckova, Vera
80	6	25,13	0,2388	1,1899	2,64	335 Pazourkova, Eva
81	0	25,75	0,0000	0,0000	0,00	165 Pawlik, Celina
82	0	12,83	0,0000	0,0000	0,00	304 Kieninger, Stephanie
83	0	0,00	0,0000	0,0000	0,00	190 Schramm, Piotr
84	0	0,00	0,0000	0,0000	0,00	401 Zember, Pavol

PRODUCTION -- Overall Stage Results

Cracow Open 2009

Printed sierpień 30, 2009 at 23:06



Stage 7 --

	PTS	TIME	HIT FACTOR	STAGE POINTS	STAGE PERCENT	COMPETITOR # Name
1	43	4,91	8,7576	45,0000	100,00	321 Ivaskevicius, Saulius
2	43	5,15	8,3495	42,9029	95,34	311 Maziliauskas, Voldemaras
3	37	4,85	7,6289	39,2000	87,11	120 Lewandowski, Przemyslaw
4	37	4,96	7,4597	38,3306	85,18	256 Zapletal, Miroslav
5	39	5,34	7,3034	37,5274	83,39	181 Redecky, Tomasz
6	39	5,37	7,2626	37,3178	82,93	100 Kolakowski, Jan
7	39	5,70	6,8421	35,1573	78,13	338 Kovar, Zbynek
8	39	5,73	6,8063	34,9732	77,72	201 Skowron, Marcin
9	41	6,28	6,5287	33,5467	74,55	327 Binkevicius, Ramunas
10	39	6,01	6,4892	33,3438	74,10	246 Wilczynski, Artur
11	39	6,05	6,4463	33,1234	73,61	220 Svehla ml., Zdenek
12	33	5,19	6,3584	32,6717	72,60	372 Kwiecien, Stanislaw
13	35	5,62	6,2278	32,0005	71,11	18 Brocanelli, Paolo
14	35	5,71	6,1296	31,4962	69,99	241 Vysny, Marian
15	39	6,76	5,7692	29,6445	65,88	254 Wyporek, Wojciech
16	33	5,77	5,7192	29,3876	65,31	242 Wasilewski, Artur
17	39	6,87	5,6769	29,1698	64,82	153 Nakroshius, Rolandas
18	37	6,57	5,6317	28,9376	64,31	145 Mizuro, Maciej
19	39	6,94	5,6196	28,8756	64,17	127 Manolevski, Michael
20	35	6,41	5,4602	28,0566	62,35	17 Borkowski, Lukasz
21	37	6,82	5,4252	27,8768	61,95	89 Kala, Richard
22	37	6,92	5,3468	27,4740	61,05	176 Proskuryakov, Andrej
23	37	7,13	5,1893	26,6648	59,26	317 Siemashko, Artur
24	37	7,20	5,1389	26,4055	58,68	130 Chrastny, Martin
25	37	7,44	4,9731	25,5537	56,79	62 Grigoriev, Kiril
26	37	7,49	4,9399	25,3832	56,41	129 Wallroth, Marion
27	31	6,43	4,8212	24,7729	55,05	59 Golkowski, Marcin
28	35	7,32	4,7814	24,5687	54,60	41 Dvorak, Marian
29	33	6,94	4,7550	24,4332	54,30	6 Baluszynski, Grzegorz
30	35	7,44	4,7043	24,1724	53,72	281 Ciurzynski, Pawel
31	33	7,09	4,6544	23,9163	53,15	195 Ivanov, Sergey
32	31	6,79	4,5655	23,4594	52,13	102 Kopiec, Karol
33	37	8,49	4,3581	22,3934	49,76	400 Sedy, Roman
34	35	8,29	4,2220	21,6940	48,21	367 Gadek, Wojciech
35	27	6,47	4,1731	21,4430	47,65	206 Sokolowski, Leszek
36	31	7,54	4,1114	21,1259	46,95	287 Malcharek, Tomasz
37	28	6,89	4,0639	20,8816	46,40	111 Krzyzaniak, Roman
38	37	9,12	4,0570	20,8465	46,33	343 Wrona, Robert
39	39	9,73	4,0082	20,5957	45,77	309 Körner, Stanislaw
40	35	9,19	3,8085	19,5694	43,49	79 Horak, Benjamin
41	35	9,44	3,7076	19,0512	42,34	359 Pilch, Janusz
42	35	9,53	3,6726	18,8713	41,94	9 Bazala, Marcin
43	43	11,76	3,6565	18,7883	41,75	353 Eschler, Roland
44	33	9,12	3,6184	18,5928	41,32	123 Lazarovicz, Maciej
45	35	9,73	3,5971	18,4834	41,07	319 Zawislak, Marek
46	37	10,70	3,4579	17,7682	39,48	143 Miklaszewski, Robert

PRODUCTION -- Overall Stage Results

Cracow Open 2009

Printed sierpień 30, 2009 at 23:06



Stage 7 --

	PTS	TIME	HIT FACTOR	STAGE POINTS	STAGE PERCENT	COMPETITOR # Name
47	26	7,55	3,4437	17,6951	39,32	337 Konik, Slawek
48	24	7,39	3,2476	16,6875	37,08	186 Rozhkov, Artiom
49	20	6,22	3,2154	16,5221	36,72	136 Mecwel, Przemyslaw
50	35	11,04	3,1703	16,2901	36,20	375 Bibr, Vlastimil
51	35	11,19	3,1278	16,0718	35,72	284 Melinda, Karpati
52	29	9,40	3,0851	15,8524	35,23	315 Jacek, Zdzislaw
53	28	9,26	3,0238	15,5372	34,53	137 Blana, Michael
54	22	7,32	3,0055	15,4432	34,32	278 Zaworski, Radoslaw
55	24	8,02	2,9925	15,3767	34,17	269 Kleszcz, Roman
56	33	11,22	2,9412	15,1129	33,58	103 Kopiec, Marian
57	29	10,02	2,8942	14,8715	33,05	119 Laurishas, Juras
58	35	12,24	2,8595	14,6931	32,65	174 Poplawski, Grzegorz
59	33	11,60	2,8448	14,6178	32,48	282 Swierczynski, Jaroslaw
60	18	6,54	2,7523	14,1423	31,43	24 Cias, Mikołaj
61	33	12,04	2,7409	14,0836	31,30	274 Olszewski, Krzysztof
62	20	7,63	2,6212	13,4689	29,93	3 Bajerowski, Tomasz
63	29	11,20	2,5893	13,3047	29,57	333 Soltys, Maciei
64	31	12,29	2,5224	12,9609	28,80	109 Kotzyba, Jacek
65	39	16,33	2,3882	12,2717	27,27	302 Poniedzialek, Piotr
66	22	9,32	2,3605	12,1292	26,95	240 Voss, Kai
67	31	13,28	2,3343	11,9947	26,65	90 Kaletka, Zbigniew
68	27	12,13	2,2259	11,4374	25,42	22 Chrobok, Piotr
69	18	8,93	2,0157	10,3573	23,02	46 Ellis, Alexander
70	24	11,99	2,0017	10,2853	22,86	133 McConnell, Thomas
71	31	16,19	1,9148	9,8388	21,86	91 Kaletka, Grzegorz
72	24	12,76	1,8809	9,6646	21,48	151 Nadvornikova, Petra
73	24	14,47	1,6586	8,5225	18,94	96 Dose, Klaus-Peter
74	18	11,62	1,5491	7,9596	17,69	285 Kopernik, Pawel
75	26	17,15	1,5160	7,7900	17,31	53 Gawel, Henryk
76	28	19,08	1,4675	7,5406	16,76	306 Sildijajew, Inga
77	20	14,38	1,3908	7,1466	15,88	152 Nagirnyak, Yuriy
78	19	14,71	1,2916	6,6369	14,75	280 Simkiewicz, Tomasz
79	11	11,79	0,9330	4,7941	10,65	226 Szymiczek, Eugeniusz
80	33	42,94	0,7685	3,9489	8,78	286 Wilk, Remigiusz
81	14	25,55	0,5479	2,8155	6,26	175 Prokop, Kartarzyna
82	6	12,52	0,4792	2,4625	5,47	373 Tretina, Robert
83	0	10,87	0,0000	0,0000	0,00	251 Wrzesniowski, Marcin
84	0	10,58	0,0000	0,0000	0,00	11 Bekier, Piotr

MODIFIED -- Overall Stage Results

Cracow Open 2009

Printed sierpień 30, 2009 at 23:06




Stage 7 --

	PTS	TIME	HIT FACTOR	STAGE POINTS	STAGE PERCENT	COMPETITOR # Name
1	36	4,92	7,3171	45,0000	100,00	80 Horinek, Milos
2	31	5,12	6,0547	37,2363	82,75	74 Helan, Vit
3	40	7,55	5,2980	32,5828	72,41	155 Novak, Lubor
4	43	10,60	4,0566	24,9481	55,44	172 Plzak, Jiri
5	0	0,00	0,0000	0,0000	0,00	446 Dudek, Konrad

OPEN -- Overall Stage Results

Cracow Open 2009

Printed sierpień 30, 2009 at 23:06



Stage 8 --

	PTS	TIME	HIT FACTOR	STAGE POINTS	STAGE PERCENT	COMPETITOR # Name
1	37	2,87	12,8920	40,0000	100,00	192 Sebo, Robin
2	34	2,80	12,1429	37,6757	94,19	75 Henes, Zdenek
3	38	3,61	10,5263	32,6600	81,65	217 Sustr, Milos
4	38	3,62	10,4972	32,5698	81,42	323 Wylon, Marek
5	39	3,95	9,8734	30,6343	76,59	336 Wylon, Marcin
6	38	3,87	9,8191	30,4658	76,16	193 Sebo, Petr
7	36	3,75	9,6000	29,7859	74,46	218 Sustrova, Katerina
8	34	3,60	9,4444	29,3033	73,26	12 Bektemirov, Rinat
9	39	4,24	9,1981	28,5390	71,35	1 Anese, Renato
10	30	3,55	8,4507	26,2200	65,55	76 Bettermann, Heribert
11	35	4,81	7,2765	22,5768	56,44	320 Sabaliauskas, Vaidas
12	36	5,37	6,7039	20,8002	52,00	45 Ejsmont, Jerzy
13	28	4,49	6,2361	19,3487	48,37	134 McNicholl, Martin
14	36	5,86	6,1433	19,0610	47,65	312 Spacek, Jaroslav
15	39	6,52	5,9816	18,5591	46,40	32 Cucagna, Giulio Cesare
16	36	6,75	5,3333	16,5477	41,37	366 Wloczewski, Adam
17	36	6,97	5,1650	16,0254	40,06	231 Tissingh, Klaas
18	38	7,54	5,0398	15,6370	39,09	374 Ullman, Josef
19	24	4,78	5,0209	15,5784	38,95	340 Kulis, Janusz
20	10	3,69	2,7100	8,4084	21,02	167 Pedrana, Marco
21	12	5,80	2,0690	6,4194	16,05	236 Veeneman, Albert
22	38	18,37	2,0686	6,4182	16,05	235 Veeneman, Lindy
23	6	6,39	0,9390	2,9133	7,28	163 Pattimukaij, Nonna

STANDARD -- Overall Stage Results

Cracow Open 2009

Printed sierpień 30, 2009 at 23:06



Stage 8 --

	PTS	TIME	HIT FACTOR	STAGE POINTS	STAGE PERCENT	COMPETITOR # Name
1	40	4,01	9,9751	40,0000	100,00	233 Vaclavik, Jaroslav
2	34	3,41	9,9707	39,9824	99,96	260 Znamenacek, Petr
3	37	4,11	9,0024	36,0998	90,25	307 Kopunec, Peter
4	34	3,83	8,8773	35,5979	88,99	124 Madajewski, Leszek
5	36	4,10	8,7805	35,2098	88,02	445 Braun, Jurgen
6	40	4,77	8,3857	33,6268	84,07	203 Slunin, Andrej
7	34	4,08	8,3333	33,4167	83,54	20 Buszkiewicz, Lechoslaw
8	36	4,41	8,1633	32,7347	81,84	114 Kunovsky, Lukas
9	37	4,55	8,1319	32,6088	81,52	19 Burzec, Wieslaw
10	34	4,19	8,1146	32,5394	81,35	283 Lisy, Radovan
11	34	4,24	8,0189	32,1557	80,39	208 Soustar, Ivo
12	34	4,24	8,0189	32,1557	80,39	225 Szarvas, Peter
13	33	4,13	7,9903	32,0412	80,10	245 Widla, Radoslaw
14	30	3,78	7,9365	31,8254	79,56	169 PierFrancesco, Pasini
15	38	4,79	7,9332	31,8121	79,53	247 Wilk, Ivo
16	37	4,69	7,8891	31,6354	79,09	371 Sioda, Wieslaw
17	38	4,85	7,8351	31,4186	78,55	26 Cieselski, Marcin
18	35	4,51	7,7605	31,1197	77,80	258 Zdzitowiecki, Andrzej
19	38	5,14	7,3930	29,6459	74,11	182 Rehak, Michael
20	33	4,48	7,3661	29,5379	73,84	63 Grigoriev, Konstantin
21	36	4,91	7,3320	29,4012	73,50	64 Grohol, Radim
22	30	4,14	7,2464	29,0580	72,64	228 Taczalski, Marek
23	34	4,70	7,2340	29,0085	72,52	139 Michalowski, Krzysztof
24	34	4,70	7,2340	29,0085	72,52	301 Sedina, Jiri
25	30	4,16	7,2115	28,9183	72,30	8 Batki, Gyorgy
26	35	4,88	7,1721	28,7602	71,90	330 Klecanda, Kvido
27	36	5,12	7,0313	28,1953	70,49	347 Clarke, Malcolm
28	32	4,56	7,0175	28,1404	70,35	34 Czauderna, Slawomir
29	34	5,00	6,8000	27,2680	68,17	202 Skukauskas, Kestutis
30	35	5,23	6,6922	26,8356	67,09	223 Szoloszi, Gabor
31	35	5,28	6,6288	26,5814	66,45	58 Golab, Tadeusz
32	35	5,45	6,4220	25,7523	64,38	177 Puska, Tomas
33	30	4,69	6,3966	25,6503	64,13	159 Ogurek, Jiri
34	35	5,48	6,3869	25,6113	64,03	219 Svehla st., Zdenek
35	35	5,49	6,3752	25,5647	63,91	128 Mansfield, Thomas
36	36	5,72	6,2937	25,2378	63,09	444 Noga, Tadeusz
37	32	5,11	6,2622	25,1115	62,78	38 Dlouha, Helena
38	36	5,76	6,2500	25,0625	62,66	234 Vasicek, David
39	38	6,16	6,1688	24,7370	61,84	369 Wochnik, Michal
40	31	5,05	6,1386	24,6158	61,54	345 Bielinski, Jaroslaw
41	32	5,29	6,0491	24,2571	60,64	150 Nadvornik, Milan
42	34	5,68	5,9859	24,0035	60,01	325 Dabrowski, Darek
43	26	4,35	5,9770	23,9678	59,92	82 Hubner, David
44	26	4,54	5,7269	22,9648	57,41	314 Szabo, Alexander
45	30	5,24	5,7252	22,9580	57,40	261 Znamirovski, Slawek
46	34	6,03	5,6385	22,6103	56,53	30 Clegg, Ivor

STANDARD -- Overall Stage Results

Cracow Open 2009

Printed sierpień 30, 2009 at 23:06



Stage 8 --

	PTS	TIME	HIT FACTOR	STAGE POINTS	STAGE PERCENT	COMPETITOR # Name
47	26	4,63	5,6156	22,5184	56,30	16 Bojanowski, Piotr
48	28	4,99	5,6112	22,5010	56,25	214 Stepniewicz, Hubert
49	29	5,19	5,5877	22,4065	56,02	10 Behal, Jiri
50	31	5,56	5,5755	22,3579	55,89	105 Koput, Jurand
51	30	5,40	5,5556	22,2778	55,69	304 Kieninger, Stephanie
52	35	6,64	5,2711	21,1370	52,84	318 Schuppik, Dariusz
53	31	6,10	5,0820	20,3787	50,95	331 Kasal, Zdenek
54	23	4,57	5,0328	20,1816	50,45	332 Sanecznik, Krzysztof
55	35	7,08	4,9435	19,8234	49,56	377 Rakusan, Josef
56	22	4,48	4,9107	19,6920	49,23	142 Miglecz, Gyula
57	22	4,68	4,7009	18,8504	47,13	54 Gaweda, Boguslaw
58	34	7,28	4,6703	18,7280	46,82	117 Laskowska-Zaslawska, Jadwiga
59	30	6,45	4,6512	18,6512	46,63	255 Zameretc, Alexandr
60	32	6,98	4,5845	18,3840	45,96	4 Baluszynska, Agnieszka
61	30	6,59	4,5524	18,2549	45,64	84 Hunter, John
62	32	7,15	4,4755	17,9469	44,87	83 Hubner, Lubos
63	18	4,12	4,3689	17,5194	43,80	227 Swierczek, Zbigniew
64	32	7,46	4,2895	17,2011	43,00	121 Lotko-Lozinska, Aniela
65	32	7,80	4,1026	16,4513	41,13	272 Moller, Jerzy
66	26	6,85	3,7956	15,2204	38,05	360 Chan, Mario
67	15	4,15	3,6145	14,4940	36,23	27 Clare, John
68	24	7,26	3,3058	13,2562	33,14	313 Grubiak, Stanislav
69	16	4,87	3,2854	13,1745	32,94	316 Kohn, Miroslav
70	26	8,14	3,1941	12,8084	32,02	52 Galazka, Marcin
71	15	4,85	3,0928	12,4021	31,01	221 Svrcek, Petr
72	13	4,22	3,0806	12,3531	30,88	25 Lewandowski, Jaroslaw
73	26	8,85	2,9379	11,7808	29,45	349 Clarke, Pam
74	21	7,20	2,9167	11,6958	29,24	51 Gallagher, Aidan
75	15	5,67	2,6455	10,6085	26,52	2 Atkinson, Mark
76	36	13,63	2,6412	10,5913	26,48	335 Pazourkova, Eva
77	17	6,47	2,6275	10,5363	26,34	326 Rehberger, Ivo
78	11	5,43	2,0258	8,1234	20,31	238 Vilimovsky, Jan
79	13	10,25	1,2683	5,0859	12,71	222 Svrckova, Vera
80	7	8,18	0,8557	3,4315	8,58	44 Ejsmont, Anna
81	2	6,55	0,3053	1,2244	3,06	328 Bieniasz, Grzegorz
82	0	0,00	0,0000	0,0000	0,00	190 Schramm, Piotr
83	0	0,00	0,0000	0,0000	0,00	401 Zember, Pavol
84	0	15,08	0,0000	0,0000	0,00	165 Pawlik, Celina

PRODUCTION -- Overall Stage Results**Cracow Open 2009**

Printed sierpień 30, 2009 at 23:06

**Stage 8 --**

	PTS	TIME	HIT FACTOR	STAGE POINTS	STAGE PERCENT	COMPETITOR # Name
1	38	3,55	10,7042	40,0000	100,00	256 Zapletal, Miroslav
2	32	3,20	10,0000	37,3684	93,42	311 Maziliauskas, Voldemaras
3	38	3,91	9,7187	36,3171	90,79	321 Ivaskevicius, Saulius
4	32	3,43	9,3294	34,8627	87,16	120 Lewandowski, Przemyslaw
5	36	3,88	9,2784	34,6717	86,68	136 Mecwel, Przemyslaw
6	36	3,91	9,2072	34,4057	86,01	400 Sedy, Roman
7	30	3,40	8,8235	32,9721	82,43	241 Vysny, Marian
8	36	4,15	8,6747	32,4160	81,04	18 Brocanelli, Paolo
9	32	3,82	8,3770	31,3034	78,26	338 Kovar, Zbynek
10	36	4,51	7,9823	29,8285	74,57	89 Kala, Richard
11	36	4,52	7,9646	29,7625	74,41	181 Redeck, Tomasz
12	34	4,38	7,7626	29,0075	72,52	145 Mizuro, Maciej
13	36	4,68	7,6923	28,7449	71,86	130 Chrastny, Martin
14	28	3,68	7,6087	28,4325	71,08	206 Sokolowski, Leszek
15	36	4,77	7,5472	28,2026	70,51	242 Wasilewski, Artur
16	30	3,99	7,5188	28,0966	70,24	372 Kwiecien, Stanislaw
17	34	4,67	7,2805	27,2061	68,02	195 Ivanov, Sergey
18	32	4,55	7,0330	26,2811	65,70	220 Svehla ml., Zdenek
19	24	3,42	7,0175	26,2235	65,56	327 Binkevicius, Ramunas
20	32	4,60	6,9565	25,9954	64,99	353 Eschler, Roland
21	40	6,16	6,4935	24,2652	60,66	254 Wyporek, Wojciech
22	32	4,96	6,4516	24,1087	60,27	281 Ciurzynski, Pawel
23	30	4,69	6,3966	23,9030	59,76	41 Dvorak, Marian
24	30	4,73	6,3425	23,7009	59,25	269 Kleszcz, Roman
25	34	5,38	6,3197	23,6157	59,04	367 Gadek, Wojciech
26	32	5,08	6,2992	23,5392	58,85	96 Dose, Klaus-Peter
27	32	5,11	6,2622	23,4010	58,50	79 Horak, Benjamin
28	36	5,89	6,1121	22,8398	57,10	133 McConnell, Thomas
29	34	5,57	6,1041	22,8102	57,03	309 Körner, Stanislaw
30	30	4,93	6,0852	22,7394	56,85	317 Siemashko, Artur
31	32	5,39	5,9369	22,1853	55,46	6 Baluszynski, Grzegorz
32	38	6,42	5,9190	22,1184	55,30	127 Manolevski, Michael
33	26	4,41	5,8957	22,0313	55,08	103 Kopiec, Marian
34	34	5,81	5,8520	21,8679	54,67	285 Kopernik, Pawel
35	32	5,52	5,7971	21,6629	54,16	129 Wallroth, Marion
36	26	4,99	5,2104	19,4705	48,68	102 Kopiec, Karol
37	40	7,69	5,2016	19,4374	48,59	343 Wrona, Robert
38	32	6,23	5,1364	19,1941	47,99	375 Bibr, Vlastimil
39	36	7,38	4,8780	18,2285	45,57	359 Pilch, Janusz
40	26	5,34	4,8689	18,1944	45,49	287 Malcharek, Tomasz
41	28	5,84	4,7945	17,9164	44,79	246 Wilczynski, Artur
42	30	6,45	4,6512	17,3807	43,45	9 Bazala, Marcin
43	36	7,87	4,5743	17,0936	42,73	333 Soltys, Maciei
44	36	8,02	4,4888	16,7739	41,93	137 Blana, Michael
45	30	6,70	4,4776	16,7321	41,83	373 Tretina, Robert
46	24	5,44	4,4118	16,4861	41,22	319 Zawislak, Marek

PRODUCTION -- Overall Stage Results

Cracow Open 2009

Printed sierpień 30, 2009 at 23:06



Stage 8 --

	PTS	TIME	HIT FACTOR	STAGE POINTS	STAGE PERCENT	COMPETITOR # Name
47	34	7,81	4,3534	16,2679	40,67	46 Ellis, Alexander
48	20	4,68	4,2735	15,9694	39,92	152 Nagirnyak, Yuriy
49	34	8,06	4,2184	15,7634	39,41	151 Nadvornikova, Petra
50	30	7,35	4,0816	15,2524	38,13	22 Chrobok, Piotr
51	24	6,03	3,9801	14,8730	37,18	282 Swierczynski, Jaroslaw
52	28	7,09	3,9492	14,7576	36,89	91 Kaletka, Grzegorz
53	28	7,25	3,8621	14,4319	36,08	119 Laurishas, Juras
54	28	7,26	3,8567	14,4121	36,03	174 Poplawski, Grzegorz
55	20	5,22	3,8314	14,3174	35,79	143 Miklaszewski, Robert
56	36	9,43	3,8176	14,2658	35,66	176 Proskuryakov, Andrej
57	28	7,39	3,7889	14,1585	35,40	11 Bekier, Piotr
58	36	9,59	3,7539	14,0278	35,07	302 Poniedzialek, Piotr
59	34	9,35	3,6364	13,5885	33,97	274 Olszewski, Krzysztof
60	17	4,73	3,5941	13,4305	33,58	3 Bajerowski, Tomasz
61	36	10,14	3,5503	13,2669	33,17	280 Simkiewicz, Tomasz
62	20	5,79	3,4542	12,9079	32,27	123 Lazarovicz, Maciej
63	20	5,89	3,3956	12,6888	31,72	153 Nakroshius, Rolandas
64	22	6,82	3,2258	12,0543	30,14	251 Wrzesniowski, Marcin
65	24	7,45	3,2215	12,0381	30,10	315 Jacek, Zdzislaw
66	14	4,50	3,1111	11,6257	29,06	278 Zaworski, Radoslaw
67	14	4,87	2,8747	10,7425	26,86	17 Borkowski, Lukasz
68	11	3,84	2,8646	10,7045	26,76	337 Konik, Slawek
69	24	8,79	2,7304	10,2030	25,51	284 Melinda, Karpati
70	22	8,61	2,5552	9,5483	23,87	59 Golkowski, Marcin
71	19	7,49	2,5367	9,4793	23,70	109 Kotzyba, Jacek
72	34	15,33	2,2179	8,2878	20,72	306 Sildijajew, Inga
73	24	11,07	2,1680	8,1016	20,25	90 Kaletka, Zbigniew
74	11	6,20	1,7742	6,6299	16,57	62 Grigoriev, Kiril
75	13	8,04	1,6169	6,0422	15,11	226 Szymiczek, Eugeniusz
76	13	8,28	1,5700	5,8670	14,67	53 Gawel, Henryk
77	7	4,97	1,4085	5,2632	13,16	111 Krzyzaniak, Roman
78	6	5,71	1,0508	3,9266	9,82	240 Voss, Kai
79	2	7,94	0,2519	0,9413	2,35	186 Rozhkov, Artiom
80	3	18,80	0,1596	0,5963	1,49	175 Prokop, Kartarzyna
81	0	3,71	0,0000	0,0000	0,00	201 Skowron, Marcin
82	0	3,46	0,0000	0,0000	0,00	100 Kolakowski, Jan
83	0	7,76	0,0000	0,0000	0,00	24 Cias, Mikołaj
84	0	6,02	0,0000	0,0000	0,00	286 Wilk, Remigiusz

MODIFIED -- Overall Stage Results

Cracow Open 2009

Printed sierpień 30, 2009 at 23:06



Stage 8 --

	PTS	TIME	HIT FACTOR	STAGE POINTS	STAGE PERCENT	COMPETITOR # Name
1	35	3,32	10,5422	40,0000	100,00	80 Horinek, Milos
2	32	3,40	9,4118	35,7109	89,28	74 Helan, Vit
3	33	4,24	7,7830	29,5310	73,83	155 Novak, Lubor
4	38	6,07	6,2603	23,7534	59,38	172 Plzak, Jiri
5	0	0,00	0,0000	0,0000	0,00	446 Dudek, Konrad

OPEN -- Overall Stage Results

Cracow Open 2009

Printed sierpień 30, 2009 at 23:06



Stage 9 --

	PTS	TIME	HIT FACTOR	STAGE POINTS	STAGE PERCENT	COMPETITOR # Name
1	74	13,13	5,6359	80,0000	100,00	75 Henes, Zdenek
2	76	14,72	5,1630	73,2873	91,61	192 Sebo, Robin
3	76	14,95	5,0836	72,1598	90,20	218 Sustrova, Katerina
4	75	15,26	4,9148	69,7637	87,20	320 Sabaliauskas, Vaidas
5	78	15,88	4,9118	69,7216	87,15	167 Pedrana, Marco
6	70	14,29	4,8985	69,5327	86,92	12 Bektemirov, Rinat
7	68	14,36	4,7354	67,2167	84,02	76 Bettermann, Heribert
8	69	15,80	4,3671	61,9891	77,49	1 Anese, Renato
9	73	16,89	4,3221	61,3502	76,69	217 Sustr, Milos
10	75	18,10	4,1436	58,8174	73,52	312 Spacek, Jaroslav
11	74	18,23	4,0592	57,6193	72,02	340 Kulis, Janusz
12	75	19,00	3,9474	56,0313	70,04	193 Sebo, Petr
13	74	19,11	3,8723	54,9660	68,71	231 Tissingh, Klaas
14	61	16,76	3,6396	51,6629	64,58	134 McNicholl, Martin
15	75	21,28	3,5244	50,0279	62,53	235 Veeneman, Lindy
16	78	22,50	3,4667	49,2079	61,51	45 Ejsmont, Jerzy
17	46	13,60	3,3824	48,0111	60,01	336 Wylon, Marcin
18	72	24,88	2,8939	41,0776	51,35	32 Cucagna, Giulio Cesare
19	73	27,48	2,6565	37,7076	47,13	163 Pattimukajj, Nonna
20	78	35,97	2,1685	30,7806	38,48	236 Veeneman, Albert
21	68	37,50	1,8133	25,7395	32,17	374 Ullman, Josef
22	16	16,82	0,9512	13,5026	16,88	323 Wylon, Marek
23	43	55,35	0,7769	11,0274	13,78	366 Wloczewski, Adam

STANDARD -- Overall Stage Results

Cracow Open 2009

Printed sierpień 30, 2009 at 23:06



Stage 9 --

	PTS	TIME	HIT FACTOR	STAGE POINTS	STAGE PERCENT	COMPETITOR # Name
1	75	14,01	5,3533	80,0000	100,00	260 Znamenacek, Petr
2	75	14,22	5,2743	78,8186	98,52	307 Kopunec, Peter
3	76	15,99	4,7530	71,0284	88,79	26 Cieselski, Marcin
4	75	15,83	4,7378	70,8023	88,50	8 Batki, Gyorgy
5	78	17,25	4,5217	67,5729	84,47	371 Sioda, Wieslaw
6	74	16,41	4,5094	67,3892	84,24	203 Slunin, Andrej
7	76	16,91	4,4944	67,1640	83,96	219 Svehla st., Zdenek
8	76	17,21	4,4160	65,9933	82,49	208 Soustar, Ivo
9	71	16,28	4,3612	65,1735	81,47	445 Braun, Jurgen
10	74	17,42	4,2480	63,4820	79,35	283 Lisy, Radovan
11	75	17,71	4,2349	63,2863	79,11	227 Swierczek, Zbigniew
12	78	18,80	4,1489	62,0017	77,50	182 Rehak, Michael
13	70	17,40	4,0230	60,1195	75,15	16 Bojanowski, Piotr
14	76	19,39	3,9195	58,5737	73,22	225 Szarvas, Peter
15	73	18,73	3,8975	58,2441	72,81	139 Michalowski, Krzysztof
16	75	19,47	3,8521	57,5655	71,96	63 Grigoriev, Konstantin
17	76	19,73	3,8520	57,5643	71,96	38 Dlouha, Helena
18	74	19,56	3,7832	56,5366	70,67	34 Czauderna, Slawomir
19	74	19,62	3,7717	56,3637	70,45	301 Sedina, Jiri
20	68	18,35	3,7057	55,3783	69,22	30 Clegg, Ivor
21	60	16,26	3,6900	55,1439	68,93	330 Klecanda, Kvido
22	74	20,09	3,6834	55,0451	68,81	128 Mansfield, Thomas
23	71	19,37	3,6655	54,7767	68,47	345 Bielinski, Jaroslaw
24	64	17,49	3,6592	54,6836	68,35	169 PierFrancesco, Pasini
25	74	20,30	3,6453	54,4757	68,09	84 Hunter, John
26	71	19,50	3,6410	54,4115	68,01	258 Zdzitowiecki, Andrzej
27	74	20,87	3,5458	52,9878	66,23	124 Madajewski, Leszek
28	68	19,30	3,5233	52,6524	65,82	10 Behal, Jiri
29	74	21,05	3,5154	52,5347	65,67	313 Grubiak, Stanislav
30	71	20,20	3,5149	52,5259	65,66	325 Dabrowski, Darek
31	72	20,50	3,5122	52,4862	65,61	369 Wochnik, Michal
32	61	17,42	3,5017	52,3297	65,41	314 Szabo, Alexander
33	60	17,39	3,4503	51,5607	64,45	82 Hubner, David
34	64	18,64	3,4335	51,3099	64,14	245 Widla, Radoslaw
35	79	23,06	3,4258	51,1958	63,99	58 Golab, Tadeusz
36	72	21,19	3,3978	50,7772	63,47	247 Wilk, Ivo
37	76	22,38	3,3959	50,7482	63,44	64 Grohol, Radim
38	72	21,21	3,3946	50,7293	63,41	202 Skukauskas, Kestutis
39	68	20,66	3,2914	49,1864	61,48	150 Nadvornik, Milan
40	55	16,89	3,2564	48,6631	60,83	142 Miglecz, Gyula
41	59	18,42	3,2030	47,8662	59,83	223 Szoloszi, Gabor
42	78	24,40	3,1967	47,7718	59,71	255 Zameretc, Alexandr
43	77	24,20	3,1818	47,5491	59,44	261 Znamirovski, Slawek
44	77	24,64	3,1250	46,7000	58,38	347 Clarke, Malcolm
45	76	24,46	3,1071	46,4327	58,04	4 Baluszynska, Agnieszka
46	64	20,79	3,0784	46,0037	57,50	52 Galazka, Marcin

STANDARD -- Overall Stage Results

Cracow Open 2009

Printed sierpień 30, 2009 at 23:06



Stage 9 --

	PTS	TIME	HIT FACTOR	STAGE POINTS	STAGE PERCENT	COMPETITOR # Name
47	76	24,77	3,0682	45,8516	57,31	318 Schuppik, Dariusz
48	74	24,16	3,0629	45,7722	57,22	159 Ogurek, Jiri
49	54	17,81	3,0320	45,3103	56,64	233 Vaclavik, Jaroslav
50	71	23,47	3,0251	45,2077	56,51	304 Kieninger, Stephanie
51	56	18,54	3,0205	45,1383	56,42	27 Clare, John
52	78	25,89	3,0127	45,0225	56,28	332 Sanecznik, Krzysztof
53	76	25,24	3,0111	44,9978	56,25	234 Vasicek, David
54	78	26,16	2,9817	44,5578	55,70	377 Rakusan, Josef
55	71	24,13	2,9424	43,9712	54,96	19 Burzec, Wieslaw
56	68	23,16	2,9361	43,8770	54,85	214 Stepniewicz, Hubert
57	77	26,61	2,8936	43,2427	54,05	444 Noga, Tadeusz
58	73	25,46	2,8672	42,8481	53,56	51 Gallagher, Aidan
59	64	22,73	2,8157	42,0773	52,60	114 Kunovsky, Lukas
60	70	25,07	2,7922	41,7264	52,16	326 Rehberger, Ivo
61	58	21,00	2,7619	41,2739	51,59	228 Taczalski, Marek
62	71	25,81	2,7509	41,1090	51,39	360 Chan, Mario
63	64	23,34	2,7421	40,9776	51,22	20 Buszkiewicz, Lechoslaw
64	55	21,74	2,5299	37,8068	47,26	238 Vilimovsky, Jan
65	64	25,78	2,4825	37,0991	46,37	83 Hubner, Lubos
66	68	27,88	2,4390	36,4488	45,56	221 Svrcek, Petr
67	48	19,81	2,4230	36,2096	45,26	54 Gaweda, Boguslaw
68	53	22,71	2,3338	34,8759	43,59	25 Lewandowski, Jaroslaw
69	65	28,27	2,2993	34,3601	42,95	177 Puska, Tomas
70	64	28,11	2,2768	34,0240	42,53	349 Clarke, Pam
71	60	27,24	2,2026	32,9163	41,15	105 Koput, Jurand
72	71	36,42	1,9495	29,1330	36,42	272 Moller, Jerzy
73	61	31,31	1,9483	29,1148	36,39	44 Ejsmont, Anna
74	42	22,91	1,8333	27,3962	34,25	316 Kohn, Miroslav
75	47	25,86	1,8175	27,1604	33,95	331 Kasal, Zdenek
76	48	26,42	1,8168	27,1503	33,94	328 Bieniasz, Grzegorz
77	42	24,52	1,7129	25,5974	32,00	121 Lotko-Lozinska, Aniela
78	64	37,56	1,7039	25,4637	31,83	165 Pawlik, Celina
79	56	33,80	1,6568	24,7593	30,95	190 Schramm, Piotr
80	58	36,59	1,5851	23,6882	29,61	2 Atkinson, Mark
81	32	38,93	0,8220	12,2838	15,35	335 Pazourkova, Eva
82	0	32,38	0,0000	0,0000	0,00	222 Svrckova, Vera
83	0	26,25	0,0000	0,0000	0,00	117 Laskowska-Zaslawska, Jadwiga
84	0	0,00	0,0000	0,0000	0,00	401 Zember, Pavol

PRODUCTION -- Overall Stage Results

Cracow Open 2009

Printed sierpień 30, 2009 at 23:06



Stage 9 --

	PTS	TIME	HIT FACTOR	STAGE POINTS	STAGE PERCENT	COMPETITOR # Name
1	72	13,96	5,1576	80,0000	100,00	18 Brocanelli, Paolo
2	76	15,58	4,8780	75,6640	94,58	181 Redecker, Tomasz
3	70	14,38	4,8679	75,5061	94,38	256 Zapletal, Miroslav
4	66	13,60	4,8529	75,2745	94,09	311 Maziliauskas, Voldemaras
5	72	15,09	4,7714	74,0093	92,51	241 Vysny, Marian
6	70	15,56	4,4987	69,7801	87,23	321 Ivaskevicius, Saulius
7	66	14,70	4,4898	69,6417	87,05	327 Binkevicius, Ramunas
8	72	16,36	4,4010	68,2641	85,33	338 Kovar, Zbynek
9	68	15,63	4,3506	67,4828	84,35	400 Sedy, Roman
10	78	18,18	4,2904	66,5493	83,19	372 Kwecien, Stanislaw
11	76	18,03	4,2152	65,3824	81,73	41 Dvorak, Marian
12	64	15,81	4,0481	62,7901	78,49	220 Svehla ml., Zdenek
13	72	17,87	4,0291	62,4958	78,12	145 Mizuro, Maciej
14	76	19,33	3,9317	60,9852	76,23	127 Manolevski, Michael
15	70	18,09	3,8695	60,0209	75,03	130 Chrastny, Martin
16	72	18,64	3,8627	59,9142	74,89	195 Ivanov, Sergey
17	72	18,78	3,8339	59,4675	74,33	176 Proskuryakov, Andrej
18	68	18,07	3,7631	58,3705	72,96	317 Siemashko, Artur
19	80	21,52	3,7175	57,6621	72,08	186 Rozhkov, Artiom
20	66	17,76	3,7162	57,6426	72,05	17 Borkowski, Lukasz
21	74	20,48	3,6133	56,0460	70,06	269 Kleszcz, Roman
22	76	21,35	3,5597	55,2152	69,02	287 Malcharek, Tomasz
23	62	17,75	3,4930	54,1797	67,72	100 Kolakowski, Jan
24	68	19,49	3,4890	54,1178	67,65	367 Gadek, Wojciech
25	68	19,82	3,4309	53,2167	66,52	281 Ciurzynski, Pawel
26	62	18,12	3,4216	53,0733	66,34	89 Kala, Richard
27	64	18,73	3,4170	53,0011	66,25	137 Blana, Michael
28	68	20,50	3,3171	51,4515	64,31	62 Grigoriev, Kiril
29	68	20,77	3,2740	50,7826	63,48	6 Baluszynski, Grzegorz
30	72	22,08	3,2609	50,5797	63,22	315 Jacek, Zdzislaw
31	68	21,46	3,1687	49,1498	61,44	120 Lewandowski, Przemyslaw
32	74	23,43	3,1583	48,9894	61,24	343 Wrona, Robert
33	66	21,87	3,0178	46,8099	58,51	309 Körner, Stanislaw
34	70	24,04	2,9118	45,1655	56,46	254 Wyporek, Wojciech
35	51	17,85	2,8571	44,3175	55,40	206 Sokolowski, Leszek
36	70	24,67	2,8375	44,0121	55,02	46 Ellis, Alexander
37	76	26,94	2,8211	43,7581	54,70	24 Cias, Mikołaj
38	49	17,61	2,7825	43,1598	53,95	201 Skowron, Marcin
39	76	27,77	2,7368	42,4503	53,06	133 McConnell, Thomas
40	66	24,18	2,7295	42,3380	52,92	109 Kotzyba, Jacek
41	53	19,62	2,7013	41,9006	52,38	242 Wasilewski, Artur
42	53	19,73	2,6863	41,6669	52,08	319 Zawislak, Marek
43	59	22,02	2,6794	41,5602	51,95	278 Zaworski, Radoslaw
44	74	27,70	2,6715	41,4376	51,80	11 Bekier, Piotr
45	70	26,29	2,6626	41,3000	51,63	174 Poplawski, Grzegorz
46	74	27,97	2,6457	41,0376	51,30	123 Lazarovicz, Maciej

PRODUCTION -- Overall Stage Results

Cracow Open 2009

Printed sierpień 30, 2009 at 23:06



Stage 9 --

	PTS	TIME	HIT FACTOR	STAGE POINTS	STAGE PERCENT	COMPETITOR # Name
47	53	20,23	2,6199	40,6371	50,80	337 Konik, Slawek
48	68	26,31	2,5846	40,0895	50,11	22 Chrobok, Piotr
49	62	24,12	2,5705	39,8710	49,84	129 Wallroth, Marion
50	49	20,04	2,4451	37,9264	47,41	152 Nagirnyak, Yuriy
51	62	25,63	2,4190	37,5220	46,90	375 Bibr, Vlastimil
52	49	20,36	2,4067	37,3303	46,66	136 Mecwel, Przemyslaw
53	53	22,09	2,3993	37,2154	46,52	153 Nakroshius, Rolandas
54	58	24,22	2,3947	37,1447	46,43	79 Horak, Benjamin
55	68	28,66	2,3726	36,8024	46,00	96 Dose, Klaus-Peter
56	51	21,85	2,3341	36,2044	45,26	91 Kaletka, Grzegorz
57	55	24,35	2,2587	35,0354	43,79	246 Wilczynski, Artur
58	38	16,88	2,2512	34,9184	43,65	143 Miklaszewski, Robert
59	47	20,91	2,2477	34,8648	43,58	59 Golkowski, Marcin
60	47	21,43	2,1932	34,0188	42,52	3 Bajerowski, Tomasz
61	72	33,68	2,1378	33,1591	41,45	9 Bazala, Marcin
62	60	28,53	2,1030	32,6206	40,78	280 Simkiewicz, Tomasz
63	68	33,10	2,0544	31,8657	39,83	333 Soltys, Maciei
64	55	27,08	2,0310	31,5034	39,38	282 Swierczynski, Jaroslaw
65	49	24,21	2,0240	31,3938	39,24	90 Kaletka, Zbigniew
66	68	34,38	1,9779	30,6793	38,35	151 Nadvornikova, Petra
67	53	26,90	1,9703	30,5609	38,20	251 Wrzesniowski, Marcin
68	51	26,77	1,9051	29,5505	36,94	353 Eschler, Roland
69	46	24,21	1,9000	29,4718	36,84	285 Kopernik, Pawel
70	66	39,01	1,6919	26,2428	32,80	103 Kopiec, Marian
71	46	29,07	1,5824	24,5446	30,68	240 Voss, Kai
72	42	27,08	1,5510	24,0571	30,07	284 Melinda, Karpati
73	47	31,08	1,5122	23,4563	29,32	226 Szymiczek, Eugeniusz
74	64	42,40	1,5094	23,4130	29,27	302 Poniedzialek, Piotr
75	53	37,24	1,4232	22,0754	27,59	274 Olszewski, Krzysztof
76	37	26,83	1,3791	21,3906	26,74	359 Pilch, Janusz
77	76	56,32	1,3494	20,9312	26,16	306 Sildijajew, Inga
78	62	48,69	1,2734	19,7513	24,69	53 Gawel, Henryk
79	38	30,39	1,2504	19,3953	24,24	373 Tretina, Robert
80	20	20,01	0,9995	15,5034	19,38	111 Krzyzaniak, Roman
81	14	16,86	0,8304	12,8799	16,10	102 Kopiec, Karol
82	18	42,23	0,4262	6,6114	8,26	286 Wilk, Remigiusz
83	10	32,10	0,3115	4,8321	6,04	119 Laurishas, Juras
84	11	61,59	0,1786	2,7703	3,46	175 Prokop, Kartarzyna

MODIFIED -- Overall Stage Results

Cracow Open 2009

Printed sierpień 30, 2009 at 23:06




Stage 9 --

	PTS	TIME	HIT FACTOR	STAGE POINTS	STAGE PERCENT	COMPETITOR # Name
1	74	14,45	5,1211	80,0000	100,00	80 Horinek, Milos
2	68	14,91	4,5607	71,2455	89,06	74 Helan, Vit
3	75	19,36	3,8740	60,5177	75,65	155 Novak, Lubor
4	76	31,86	2,3854	37,2644	46,58	172 Plzak, Jiri
5	0	0,00	0,0000	0,0000	0,00	446 Dudek, Konrad

OPEN -- Overall Stage Results

Cracow Open 2009

Printed sierpień 30, 2009 at 23:06



Stage 10 --

	PTS	TIME	HIT FACTOR	STAGE POINTS	STAGE PERCENT	COMPETITOR # Name
1	157	28,97	5,4194	160,0000	100,00	1 Anese, Renato
2	130	26,26	4,9505	146,1563	91,35	75 Henes, Zdenek
3	148	30,41	4,8668	143,6859	89,80	76 Bettermann, Heribert
4	148	30,62	4,8334	142,7005	89,19	12 Bektemirov, Rinat
5	132	31,69	4,1654	122,9760	76,86	218 Sustrova, Katerina
6	138	33,84	4,0780	120,3975	75,25	336 Wylon, Marcin
7	105	25,93	4,0494	119,5517	74,72	192 Sebo, Robin
8	146	37,61	3,8819	114,6089	71,63	312 Spacek, Jaroslav
9	149	39,80	3,7437	110,5279	69,08	193 Sebo, Petr
10	127	38,40	3,3073	97,6430	61,03	340 Kulis, Janusz
11	101	31,25	3,2320	95,4202	59,64	320 Sabaliauskas, Vaidas
12	139	45,92	3,0270	89,3679	55,85	231 Tissingh, Klaas
13	92	30,79	2,9880	88,2159	55,13	167 Pedrana, Marco
14	144	50,95	2,8263	83,4425	52,15	235 Veeneman, Lindy
15	140	51,05	2,7424	80,9657	50,60	45 Ejsmont, Jerzy
16	103	41,14	2,5036	73,9166	46,20	323 Wylon, Marek
17	85	44,71	1,9011	56,1285	35,08	217 Sustr, Milos
18	101	56,29	1,7943	52,9735	33,11	134 McNicholl, Martin
19	102	67,94	1,5013	44,3245	27,70	32 Cucagna, Giulio Cesare
20	88	88,86	0,9903	29,2378	18,27	236 Veeneman, Albert
21	93	96,51	0,9636	28,4498	17,78	163 Pattimukaij, Nonna
22	0	83,80	0,0000	0,0000	0,00	374 Ullman, Josef
23	0	101,80	0,0000	0,0000	0,00	366 Wloczewski, Adam

STANDARD -- Overall Stage Results

Cracow Open 2009

Printed sierpień 30, 2009 at 23:06



Stage 10 --

	PTS	TIME	HIT FACTOR	STAGE POINTS	STAGE PERCENT	COMPETITOR # Name
1	150	29,68	5,0539	160,0000	100,00	307 Kopunec, Peter
2	146	33,07	4,4149	139,7691	87,36	34 Czauderna, Slawomir
3	152	34,61	4,3918	139,0384	86,90	330 Klecanda, Kvido
4	147	33,87	4,3401	137,4025	85,88	8 Batki, Gyorgy
5	153	35,31	4,3330	137,1786	85,74	371 Sioda, Wieslaw
6	143	33,08	4,3229	136,8558	85,53	26 Cieselski, Marcin
7	150	35,52	4,2230	133,6937	83,56	169 PierFrancesco, Pasini
8	143	35,53	4,0248	127,4188	79,64	233 Vaclavik, Jaroslav
9	153	38,59	3,9648	125,5189	78,45	219 Svehla st., Zdenek
10	141	35,73	3,9463	124,9334	78,08	139 Michalowski, Krzysztof
11	138	35,33	3,9060	123,6597	77,29	227 Swierczek, Zbigniew
12	144	36,93	3,8993	123,4457	77,15	260 Znamenacek, Petr
13	152	41,09	3,6992	117,1116	73,19	225 Szarvas, Peter
14	154	42,63	3,6125	114,3663	71,48	208 Soustar, Ivo
15	148	41,93	3,5297	111,7454	69,84	223 Szoloszi, Gabor
16	137	39,90	3,4336	108,7027	67,94	63 Grigoriev, Konstantin
17	128	37,28	3,4335	108,6993	67,94	38 Dlouha, Helena
18	138	40,43	3,4133	108,0608	67,54	142 Miglecz, Gyula
19	130	38,54	3,3731	106,7884	66,74	234 Vasicek, David
20	152	45,53	3,3385	105,6911	66,06	54 Gaweda, Boguslaw
21	132	39,83	3,3141	104,9195	65,57	82 Hubner, David
22	142	43,24	3,2840	103,9669	64,98	445 Braun, Jurgen
23	148	46,53	3,1807	100,6981	62,94	247 Wilk, Ivo
24	129	41,16	3,1341	99,2218	62,01	182 Rehak, Michael
25	141	45,64	3,0894	97,8061	61,13	84 Hunter, John
26	132	42,81	3,0834	97,6161	61,01	58 Golab, Tadeusz
27	125	40,55	3,0826	97,5914	60,99	114 Kunovsky, Lukas
28	125	41,26	3,0296	95,9121	59,95	369 Wochnik, Michal
29	113	37,52	3,0117	95,3473	59,59	258 Zdzitowiecki, Andrzej
30	142	47,56	2,9857	94,5234	59,08	27 Clare, John
31	155	53,71	2,8859	91,3628	57,10	318 Schuppik, Dariusz
32	134	46,60	2,8755	91,0357	56,90	64 Grohol, Radim
33	106	37,57	2,8214	89,3218	55,83	314 Szabo, Alexander
34	117	41,72	2,8044	88,7839	55,49	313 Grubiak, Stanislav
35	131	47,08	2,7825	88,0902	55,06	124 Madajewski, Leszek
36	150	57,10	2,6270	83,1664	51,98	377 Rakusan, Josef
37	128	50,28	2,5457	80,5949	50,37	4 Baluszynska, Agnieszka
38	118	46,46	2,5398	80,4073	50,25	52 Galazka, Marcin
39	126	49,95	2,5225	79,8597	49,91	128 Mansfield, Thomas
40	142	56,98	2,4921	78,8966	49,31	25 Lewandowski, Jaroslav
41	130	52,51	2,4757	78,3780	48,99	301 Sedina, Jiri
42	113	46,21	2,4454	77,4168	48,39	245 Widla, Radoslaw
43	137	57,55	2,3805	75,3647	47,10	202 Skukauskas, Kestutis
44	101	43,06	2,3456	74,2574	46,41	345 Bielinski, Jaroslav
45	121	51,87	2,3328	73,8519	46,16	105 Koput, Jurand
46	123	53,16	2,3138	73,2509	45,78	19 Burzec, Wieslaw

STANDARD -- Overall Stage Results

Cracow Open 2009

Printed sierpień 30, 2009 at 23:06



Stage 10 --

	PTS	TIME	HIT FACTOR	STAGE POINTS	STAGE PERCENT	COMPETITOR # Name
47	142	62,01	2,2900	72,4969	45,31	444 Noga, Tadeusz
48	122	54,57	2,2357	70,7780	44,24	228 Taczalski, Marek
49	105	48,16	2,1802	69,0233	43,14	177 Puska, Tomas
50	127	62,07	2,0461	64,7761	40,49	159 Ogurek, Jiri
51	128	62,56	2,0460	64,7748	40,48	255 Zameretc, Alexandr
52	104	51,00	2,0392	64,5589	40,35	16 Bojanowski, Piotr
53	138	68,25	2,0220	64,0131	40,01	83 Hubner, Lubos
54	129	65,31	1,9752	62,5320	39,08	121 Lotko-Lozinska, Aniela
55	146	74,11	1,9700	62,3690	38,98	332 Sanecznik, Krzysztof
56	119	60,42	1,9695	62,3532	38,97	272 Moller, Jerzy
57	105	54,45	1,9284	61,0498	38,16	304 Kieninger, Stephanie
58	123	64,00	1,9219	60,8440	38,03	326 Rehberger, Ivo
59	90	47,04	1,9133	60,5714	37,86	214 Stepniewicz, Hubert
60	147	78,75	1,8667	59,0962	36,94	2 Atkinson, Mark
61	115	63,09	1,8228	57,7072	36,07	117 Laskowska-Zaslawska, Jadwiga
62	129	70,96	1,8179	57,5531	35,97	51 Gallagher, Aidan
63	116	67,48	1,7190	54,4221	34,01	203 Slunin, Andrej
64	93	54,36	1,7108	54,1622	33,85	150 Nadvornik, Milan
65	120	71,30	1,6830	53,2825	33,30	261 Znamirovski, Slawek
66	81	51,19	1,5823	50,0948	31,31	10 Behal, Jiri
67	93	62,58	1,4861	47,0479	29,40	347 Clarke, Malcolm
68	93	75,98	1,2240	38,7504	24,22	30 Clegg, Ivor
69	106	88,67	1,1954	37,8462	23,65	44 Ejsmont, Anna
70	66	55,70	1,1849	37,5130	23,45	221 Svrcek, Petr
71	104	90,85	1,1447	36,2411	22,65	328 Bieniasz, Grzegorz
72	43	44,33	0,9700	30,7088	19,19	238 Vilimovsky, Jan
73	115	135,10	0,8512	26,9485	16,84	335 Pazourkova, Eva
74	55	71,88	0,7652	24,2241	15,14	190 Schramm, Piotr
75	52	71,91	0,7231	22,8932	14,31	360 Chan, Mario
76	41	73,43	0,5584	17,6768	11,05	349 Clarke, Pam
77	28	54,62	0,5126	16,2293	10,14	20 Buszkiewicz, Lechoslaw
78	15	60,41	0,2483	7,8610	4,91	331 Kasal, Zdenek
79	17	75,77	0,2244	7,1030	4,44	165 Pawlik, Celina
80	10	66,08	0,1513	4,7910	2,99	325 Dabrowski, Darek
81	3	48,23	0,0622	1,9692	1,23	316 Kohn, Miroslav
82	0	0,00	0,0000	0,0000	0,00	401 Zember, Pavol
83	0	16,30	0,0000	0,0000	0,00	283 Lisy, Radovan
84	0	84,63	0,0000	0,0000	0,00	222 Svrckova, Vera

PRODUCTION -- Overall Stage Results

Cracow Open 2009

Printed sierpień 30, 2009 at 23:06



Stage 10 --

	PTS	TIME	HIT FACTOR	STAGE POINTS	STAGE PERCENT	COMPETITOR # Name
1	138	26,68	5,1724	160,0000	100,00	241 Vysny, Marian
2	142	31,17	4,5557	140,9218	88,08	311 Maziliauskas, Voldemaras
3	148	34,44	4,2973	132,9307	83,08	321 Ivaskevicius, Saulius
4	146	34,34	4,2516	131,5162	82,20	18 Brocanelli, Paolo
5	126	30,29	4,1598	128,6761	80,42	400 Sedy, Roman
6	126	30,68	4,1069	127,0404	79,40	220 Svehla ml., Zdenek
7	130	33,07	3,9311	121,6006	76,00	338 Kovar, Zbynek
8	142	36,59	3,8808	120,0474	75,03	195 Ivanov, Sergey
9	150	39,75	3,7736	116,7296	72,96	176 Proskuryakov, Andrej
10	144	39,78	3,6199	111,9759	69,98	256 Zapletal, Miroslav
11	136	37,95	3,5837	110,8546	69,28	269 Kleszcz, Roman
12	144	40,74	3,5346	109,3372	68,34	372 Kwiecien, Stanislaw
13	133	37,99	3,5009	108,2952	67,68	130 Chrastny, Martin
14	142	42,09	3,3737	104,3605	65,23	317 Siemashko, Artur
15	105	32,82	3,1993	98,9641	61,85	327 Binkevicius, Ramunas
16	124	40,62	3,0527	94,4297	59,02	41 Dvorak, Marian
17	148	49,46	2,9923	92,5623	57,85	343 Wrona, Robert
18	119	41,05	2,8989	89,6728	56,05	281 Ciurzynski, Pawel
19	120	41,87	2,8660	88,6554	55,41	206 Sokolowski, Leszek
20	124	43,31	2,8631	88,5646	55,35	242 Wasilewski, Artur
21	113	39,47	2,8629	88,5601	55,35	145 Mizuro, Maciej
22	133	48,15	2,7622	85,4441	53,40	174 Poplawski, Grzegorz
23	94	34,08	2,7582	85,3208	53,33	17 Borkowski, Lukasz
24	138	50,07	2,7561	85,2566	53,29	9 Bazala, Marcin
25	113	42,02	2,6892	83,1858	51,99	143 Miklaszewski, Robert
26	129	48,16	2,6786	82,8571	51,79	127 Manolevski, Michael
27	115	43,10	2,6682	82,5367	51,59	62 Grigoriev, Kiril
28	148	55,84	2,6504	81,9866	51,24	359 Pilch, Janusz
29	125	47,40	2,6371	81,5752	50,98	102 Kopiec, Karol
30	92	35,00	2,6286	81,3105	50,82	201 Skowron, Marcin
31	125	48,01	2,6036	80,5388	50,34	89 Kala, Richard
32	135	52,18	2,5872	80,0307	50,02	246 Wilczynski, Artur
33	134	52,44	2,5553	79,0440	49,40	186 Rozhkov, Artiom
34	142	58,78	2,4158	74,7284	46,71	153 Nakroshius, Rolandas
35	111	46,14	2,4057	74,4170	46,51	100 Kolakowski, Jan
36	116	48,70	2,3819	73,6810	46,05	152 Nagirnyak, Yuriy
37	122	51,37	2,3749	73,4644	45,92	6 Baluszynski, Grzegorz
38	73	31,39	2,3256	71,9380	44,96	181 Redeki, Tomasz
39	101	43,57	2,3181	71,7068	44,82	120 Lewandowski, Przemyslaw
40	129	56,07	2,3007	71,1682	44,48	46 Ellis, Alexander
41	90	39,37	2,2860	70,7137	44,20	337 Konik, Slawek
42	110	48,34	2,2755	70,3903	43,99	367 Gadek, Wojciech
43	116	52,97	2,1899	67,7415	42,34	129 Wallroth, Marion
44	126	58,00	2,1724	67,2000	42,00	287 Malcharek, Tomasz
45	112	52,22	2,1448	66,3449	41,47	3 Bajerowski, Tomasz
46	125	58,99	2,1190	65,5478	40,97	136 Mecwel, Przemyslaw

PRODUCTION -- Overall Stage Results

Cracow Open 2009

Printed sierpień 30, 2009 at 23:06



Stage 10 --

	PTS	TIME	HIT FACTOR	STAGE POINTS	STAGE PERCENT	COMPETITOR # Name
47	117	55,29	2,1161	65,4585	40,91	280 Simkiewicz, Tomasz
48	134	63,57	2,1079	65,2048	40,75	375 Bibr, Vlastimil
49	140	68,01	2,0585	63,6769	39,80	254 Wyporek, Wojciech
50	119	57,95	2,0535	63,5214	39,70	11 Bekier, Piotr
51	106	51,83	2,0451	63,2632	39,54	59 Golkowski, Marcin
52	119	58,75	2,0255	62,6565	39,16	278 Zaworski, Radoslaw
53	115	57,30	2,0070	62,0826	38,80	103 Kopiec, Marian
54	127	65,32	1,9443	60,1429	37,59	137 Blana, Michael
55	142	76,47	1,8569	57,4413	35,90	133 McConnell, Thomas
56	140	75,52	1,8538	57,3446	35,84	151 Nadvornikova, Petra
57	98	53,38	1,8359	56,7903	35,49	315 Jacek, Zdzislaw
58	94	52,76	1,7817	55,1125	34,45	123 Lazarovicz, Maciej
59	82	46,69	1,7563	54,3271	33,95	111 Krzyzaniak, Roman
60	126	71,91	1,7522	54,2011	33,88	96 Dose, Klaus-Peter
61	115	68,41	1,6810	52,0002	32,50	333 Soltys, Maciej
62	130	86,41	1,5045	46,5378	29,09	240 Voss, Kai
63	81	55,98	1,4469	44,7588	27,97	90 Kaletka, Zbigniew
64	117	83,02	1,4093	43,5943	27,25	274 Olszewski, Krzysztof
65	82	60,22	1,3617	42,1211	26,33	309 Körner, Stanislaw
66	76	60,23	1,2618	39,0326	24,40	79 Horak, Benjamin
67	140	125,10	1,1191	34,6176	21,64	306 Sildijajew, Inga
68	87	80,45	1,0814	33,4518	20,91	302 Poniedzialek, Piotr
69	55	51,26	1,0730	33,1903	20,74	319 Zawislak, Marek
70	44	46,45	0,9473	29,3018	18,31	24 Cias, Mikolaj
71	58	62,22	0,9322	28,8353	18,02	22 Chrobok, Piotr
72	70	75,85	0,9229	28,5476	17,84	282 Swierczynski, Jaroslaw
73	72	78,71	0,9148	28,2963	17,69	373 Tretina, Robert
74	73	81,08	0,9003	27,8507	17,41	251 Wrzesniowski, Marcin
75	69	80,25	0,8598	26,5969	16,62	109 Kotzyba, Jacek
76	56	77,69	0,7208	22,2972	13,94	284 Melinda, Karpati
77	68	95,07	0,7153	22,1255	13,83	175 Prokop, Kartarzyna
78	62	94,35	0,6571	20,3272	12,70	226 Szymiczek, Eugeniusz
79	27	47,46	0,5689	17,5980	11,00	353 Eschler, Roland
80	24	69,21	0,3468	10,7268	6,70	91 Kaletka, Grzegorz
81	25	76,90	0,3251	10,0564	6,29	119 Laurishas, Juras
82	0	64,04	0,0000	0,0000	0,00	285 Kopernik, Pawel
83	0	149,10	0,0000	0,0000	0,00	286 Wilk, Remigiusz
84	0	104,30	0,0000	0,0000	0,00	53 Gawel, Henryk

MODIFIED -- Overall Stage Results

Cracow Open 2009

Printed sierpień 30, 2009 at 23:06



Stage 10 --

	PTS	TIME	HIT FACTOR	STAGE POINTS	STAGE PERCENT	COMPETITOR # Name
1	136	42,38	3,2091	160,0000	100,00	155 Novak, Lubor
2	121	47,44	2,5506	127,1694	79,48	74 Helan, Vit
3	106	54,74	1,9364	96,5480	60,34	172 Plzak, Jiri
4	0	0,00	0,0000	0,0000	0,00	446 Dudek, Konrad
5	0	24,48	0,0000	0,0000	0,00	80 Horinek, Milos

OPEN -- Overall Stage Results

Cracow Open 2009

Printed sierpień 30, 2009 at 23:06



Stage 11 --

	PTS	TIME	HIT FACTOR	STAGE POINTS	STAGE PERCENT	COMPETITOR # Name
1	76	13,77	5,5192	80,0000	100,00	12 Bektemirov, Rinat
2	73	13,67	5,3402	77,4042	96,76	320 Sabaliauskas, Vaidas
3	77	14,62	5,2668	76,3403	95,43	1 Anese, Renato
4	76	15,81	4,8071	69,6774	87,10	218 Sustrova, Katerina
5	76	16,10	4,7205	68,4224	85,53	217 Sustr, Milos
6	74	15,73	4,7044	68,1889	85,24	193 Sebo, Petr
7	74	16,56	4,4686	64,7712	80,96	75 Henes, Zdenek
8	79	18,99	4,1601	60,2993	75,37	336 Wylon, Marcin
9	64	15,60	4,1026	59,4656	74,33	167 Pedrana, Marco
10	78	19,78	3,9434	57,1582	71,45	312 Spacek, Jaroslav
11	68	17,63	3,8571	55,9071	69,88	340 Kulis, Janusz
12	57	15,25	3,7377	54,1771	67,72	76 Bettermann, Heribert
13	74	21,41	3,4563	50,0986	62,62	192 Sebo, Robin
14	72	23,05	3,1236	45,2764	56,60	134 McNicholl, Martin
15	72	23,69	3,0393	44,0532	55,07	32 Cucagna, Giulio Cesare
16	73	27,05	2,6987	39,1170	48,90	323 Wylon, Marek
17	65	24,78	2,6231	38,0209	47,53	235 Veeneman, Lindy
18	76	30,35	2,5041	36,2965	45,37	231 Tissingh, Klaas
19	77	30,78	2,5016	36,2604	45,33	45 Ejsmont, Jerzy
20	72	32,74	2,1991	31,8760	39,85	374 Ullman, Josef
21	77	35,25	2,1844	31,6623	39,58	163 Pattimukajij, Nonna
22	76	36,21	2,0989	30,4225	38,03	236 Veeneman, Albert
23	0	29,65	0,0000	0,0000	0,00	366 Wloczewski, Adam

STANDARD -- Overall Stage Results

Cracow Open 2009

Printed sierpień 30, 2009 at 23:06



Stage 11 --

	PTS	TIME	HIT FACTOR	STAGE POINTS	STAGE PERCENT	COMPETITOR # Name
1	77	15,10	5,0993	80,0000	100,00	26 Cieselski, Marcin
2	77	15,34	5,0196	78,7484	98,44	233 Vaclavik, Jaroslav
3	80	16,29	4,9110	77,0451	96,31	307 Kopunec, Peter
4	75	15,29	4,9052	76,9538	96,19	8 Batki, Gyorgy
5	76	16,03	4,7411	74,3800	92,98	169 PierFrancesco, Pasini
6	76	16,52	4,6005	72,1738	90,22	371 Sioda, Wieslaw
7	72	15,82	4,5512	71,4007	89,25	283 Lisy, Radovan
8	62	13,67	4,5355	71,1540	88,94	260 Znamenacek, Petr
9	77	17,02	4,5241	70,9753	88,72	124 Madajewski, Leszek
10	70	16,14	4,3371	68,0410	85,05	245 Widla, Radoslaw
11	77	18,37	4,1916	65,7594	82,20	219 Svehla st., Zdenek
12	76	18,39	4,1327	64,8348	81,04	247 Wilk, Ivo
13	80	19,36	4,1322	64,8277	81,03	330 Klecanda, Kvido
14	76	18,56	4,0948	64,2409	80,30	182 Rehak, Michael
15	76	18,84	4,0340	63,2862	79,11	223 Szoloszi, Gabor
16	76	19,23	3,9522	62,0027	77,50	64 Grohol, Radim
17	66	16,95	3,8938	61,0872	76,36	142 Miglec, Gyula
18	70	18,02	3,8846	60,9424	76,18	139 Michalowski, Krzysztof
19	77	19,88	3,8732	60,7646	75,96	114 Kunovsky, Lukas
20	72	18,59	3,8730	60,7616	75,95	84 Hunter, John
21	74	19,22	3,8502	60,4025	75,50	369 Wochnik, Michal
22	70	18,27	3,8314	60,1085	75,14	34 Czauderna, Slawomir
23	76	19,95	3,8095	59,7650	74,71	58 Golab, Tadeusz
24	73	19,33	3,7765	59,2471	74,06	325 Dabrowski, Darek
25	68	18,11	3,7548	58,9070	73,63	20 Buszkiewicz, Lechoslaw
26	72	19,32	3,7267	58,4658	73,08	444 Noga, Tadeusz
27	73	19,89	3,6702	57,5790	71,97	225 Szarvas, Peter
28	78	21,42	3,6415	57,1283	71,41	227 Swierczek, Zbigniew
29	66	18,17	3,6324	56,9856	71,23	82 Hubner, David
30	68	18,75	3,6267	56,8963	71,12	238 Vilimovsky, Jan
31	74	20,48	3,6133	56,6863	70,86	54 Gaweda, Boguslaw
32	72	19,96	3,6072	56,5911	70,74	332 Sanecznik, Krzystof
33	72	20,22	3,5608	55,8634	69,83	314 Szabo, Alexander
34	76	21,35	3,5597	55,8460	69,81	38 Dlouha, Helena
35	74	20,93	3,5356	55,4675	69,33	159 Ogurek, Jiri
36	66	18,68	3,5332	55,4298	69,29	16 Bojanowski, Piotr
37	74	21,20	3,4906	54,7611	68,45	202 Skukauskas, Kestutis
38	72	20,73	3,4732	54,4891	68,11	63 Grigoriev, Konstantin
39	74	21,57	3,4307	53,8218	67,28	150 Nadvornik, Milan
40	70	20,81	3,3638	52,7718	65,96	203 Slunin, Andrej
41	75	22,37	3,3527	52,5983	65,75	128 Mansfield, Thomas
42	76	23,06	3,2958	51,7048	64,63	445 Braun, Jurgen
43	78	23,87	3,2677	51,2647	64,08	234 Vasicek, David
44	78	24,12	3,2338	50,7333	63,42	105 Koput, Jurand
45	77	23,88	3,2245	50,5863	63,23	177 Puska, Tomas
46	75	23,36	3,2106	50,3692	62,96	261 Znamirovski, Slawek

STANDARD -- Overall Stage Results

Cracow Open 2009

Printed sierpień 30, 2009 at 23:06



Stage 11 --

	PTS	TIME	HIT FACTOR	STAGE POINTS	STAGE PERCENT	COMPETITOR # Name
47	57	17,99	3,1684	49,7073	62,13	208 Soustar, Ivo
48	68	22,01	3,0895	48,4691	60,59	221 Svrcek, Petr
49	74	24,23	3,0541	47,9131	59,89	331 Kasal, Zdenek
50	66	22,38	2,9491	46,2658	57,83	301 Sedina, Jiri
51	66	22,54	2,9281	45,9374	57,42	214 Stepniewicz, Hubert
52	74	25,45	2,9077	45,6163	57,02	345 Bielinski, Jaroslaw
53	70	24,16	2,8974	45,4546	56,82	258 Zdzitowiecki, Andrzej
54	76	26,41	2,8777	45,1462	56,43	347 Clarke, Malcolm
55	59	20,52	2,8752	45,1077	56,38	313 Grubiak, Stanislav
56	68	23,92	2,8428	44,5989	55,75	121 Lotko-Lozinska, Aniela
57	69	24,30	2,8395	44,5471	55,68	316 Kohn, Miroslav
58	73	25,73	2,8372	44,5102	55,64	27 Clare, John
59	58	20,66	2,8074	44,0427	55,05	304 Kieninger, Stephanie
60	77	27,77	2,7728	43,5002	54,38	19 Burzec, Wieslaw
61	64	23,15	2,7646	43,3716	54,21	52 Galazka, Marcin
62	77	28,24	2,7266	42,7762	53,47	360 Chan, Mario
63	62	22,74	2,7265	42,7738	53,47	2 Atkinson, Mark
64	76	28,28	2,6874	42,1609	52,70	326 Rehberger, Ivo
65	76	28,60	2,6573	41,6892	52,11	228 Taczalski, Marek
66	76	28,90	2,6298	41,2565	51,57	51 Gallagher, Aidan
67	78	29,84	2,6139	41,0083	51,26	83 Hubner, Lubos
68	72	27,74	2,5955	40,7195	50,90	328 Bieniasz, Grzegorz
69	68	26,23	2,5925	40,6712	50,84	25 Lewandowski, Jaroslaw
70	68	26,84	2,5335	39,7468	49,68	4 Baluszynska, Agnieszka
71	77	30,65	2,5122	39,4127	49,27	272 Moller, Jerzy
72	62	24,96	2,4840	38,9694	48,71	401 Zember, Pavol
73	57	23,05	2,4729	38,7954	48,49	30 Clegg, Ivor
74	77	31,23	2,4656	38,6808	48,35	377 Rakusan, Josef
75	74	31,13	2,3771	37,2931	46,62	318 Schuppik, Dariusz
76	78	33,14	2,3537	36,9248	46,16	255 Zameretc, Alexandr
77	73	31,19	2,3405	36,7184	45,90	10 Behal, Jiri
78	68	35,43	1,9193	30,1102	37,64	44 Ejsmont, Anna
79	72	40,69	1,7695	27,7601	34,70	117 Laskowska-Zaslawska, Jadwiga
80	66	37,34	1,7675	27,7297	34,66	349 Clarke, Pam
81	70	40,12	1,7448	27,3724	34,22	222 Svrckova, Vera
82	74	52,47	1,4103	22,1257	27,66	335 Pazourkova, Eva
83	66	52,76	1,2509	19,6253	24,53	165 Pawlik, Celina
84	0	0,00	0,0000	0,0000	0,00	190 Schramm, Piotr

PRODUCTION -- Overall Stage Results

Cracow Open 2009

Printed sierpień 30, 2009 at 23:06




Stage 11 --

	PTS	TIME	HIT FACTOR	STAGE POINTS	STAGE PERCENT	COMPETITOR # Name
1	76	14,36	5,2925	80,0000	100,00	321 Ivaskevicius, Saulius
2	74	14,42	5,1318	77,5706	96,96	400 Sedy, Roman
3	76	15,25	4,9836	75,3311	94,16	256 Zapletal, Miroslav
4	72	14,60	4,9315	74,5436	93,18	338 Kovar, Zbynek
5	72	15,75	4,5714	69,1008	86,38	18 Brocanelli, Paolo
6	70	15,34	4,5632	68,9769	86,22	220 Svehla ml., Zdenek
7	66	14,94	4,4177	66,7766	83,47	241 Vysny, Marian
8	78	17,72	4,4018	66,5368	83,17	372 Kwiecien, Stanislaw
9	70	16,22	4,3157	65,2346	81,54	201 Skowron, Marcin
10	59	13,78	4,2816	64,7193	80,90	327 Binkevicius, Ramunas
11	68	17,18	3,9581	59,8297	74,79	206 Sokolowski, Leszek
12	76	19,54	3,8895	58,7922	73,49	130 Chrastny, Martin
13	66	17,05	3,8710	58,5127	73,14	181 Redecker, Tomasz
14	68	17,75	3,8310	57,9084	72,39	195 Ivanov, Sergey
15	76	20,08	3,7849	57,2112	71,51	176 Proskuryakov, Andrej
16	66	18,21	3,6244	54,7854	68,48	6 Baluszynski, Grzegorz
17	70	19,32	3,6232	54,7674	68,46	287 Malcharek, Tomasz
18	70	19,34	3,6194	54,7107	68,39	41 Dvorak, Marian
19	74	20,51	3,6080	54,5377	68,17	153 Nakroshius, Rolandas
20	68	19,16	3,5491	53,6469	67,06	120 Lewandowski, Przemyslaw
21	64	18,04	3,5477	53,6259	67,03	145 Mizuro, Maciej
22	72	20,30	3,5468	53,6127	67,02	100 Kolakowski, Jan
23	72	20,41	3,5277	53,3237	66,65	102 Kopiec, Karol
24	70	19,87	3,5229	53,2514	66,56	311 Maziliauskas, Voldemaras
25	74	21,18	3,4939	52,8125	66,02	133 McConnell, Thomas
26	76	22,04	3,4483	52,1234	65,15	186 Rozhkov, Artiom
27	70	20,52	3,4113	51,5646	64,46	17 Borkowski, Lukasz
28	76	23,09	3,2915	49,7531	62,19	333 Soltys, Maciei
29	66	20,54	3,2132	48,5707	60,71	111 Krzyzaniak, Roman
30	56	17,44	3,2110	48,5369	60,67	281 Ciurzynski, Pawel
31	76	23,68	3,2095	48,5135	60,64	127 Manolevski, Michael
32	72	22,63	3,1816	48,0927	60,12	317 Siemashko, Artur
33	80	25,54	3,1323	47,3478	59,18	89 Kala, Richard
34	70	22,56	3,1028	46,9018	58,63	152 Nagirnyak, Yuriy
35	70	22,67	3,0878	46,6743	58,34	24 Cias, Mikołaj
36	59	19,79	2,9813	45,0648	56,33	367 Gadek, Wojciech
37	70	23,54	2,9737	44,9492	56,19	375 Bibr, Vlastimil
38	53	18,03	2,9395	44,4335	55,54	143 Miklaszewski, Robert
39	72	24,80	2,9032	43,8846	54,86	46 Ellis, Alexander
40	70	24,14	2,8998	43,8320	54,79	285 Kopernik, Pawel
41	74	25,57	2,8940	43,7453	54,68	353 Eschler, Roland
42	78	27,33	2,8540	43,1406	53,93	254 Wyporek, Wojciech
43	78	27,39	2,8478	43,0461	53,81	309 Körner, Stanislaw
44	76	26,77	2,8390	42,9137	53,64	174 Poplawski, Grzegorz
45	58	20,56	2,8210	42,6418	53,30	59 Golkowski, Marcin
46	64	22,73	2,8157	42,5610	53,20	11 Bekier, Piotr

PRODUCTION -- Overall Stage Results

Cracow Open 2009

Printed sierpień 30, 2009 at 23:06



Stage 11 --

	PTS	TIME	HIT FACTOR	STAGE POINTS	STAGE PERCENT	COMPETITOR # Name
47	72	25,93	2,7767	41,9721	52,47	137 Blana, Michael
48	66	24,27	2,7194	41,1060	51,38	246 Wilczynski, Artur
49	51	18,97	2,6885	40,6381	50,80	136 Mecwel, Przemyslaw
50	68	25,39	2,6782	40,4834	50,60	123 Lazarowicz, Maciej
51	56	20,94	2,6743	40,4243	50,53	62 Grigoriev, Kiril
52	74	28,06	2,6372	39,8635	49,83	282 Swierczynski, Jaroslaw
53	70	26,80	2,6119	39,4815	49,35	22 Chrobok, Piotr
54	72	27,75	2,5946	39,2193	49,02	129 Wallroth, Marion
55	68	26,76	2,5411	38,4108	48,01	315 Jacek, Zdzislaw
56	62	25,56	2,4257	36,6658	45,83	3 Bajerowski, Tomasz
57	58	23,97	2,4197	36,5755	45,72	103 Kopiec, Marian
58	72	29,80	2,4161	36,5214	45,65	278 Zaworski, Radoslaw
59	62	25,73	2,4096	36,4236	45,53	269 Kleszcz, Roman
60	76	31,93	2,3802	35,9787	44,97	373 Tretina, Robert
61	70	29,56	2,3681	35,7952	44,74	284 Melinda, Karpati
62	68	29,19	2,3296	35,2132	44,02	91 Kaletka, Grzegorz
63	57	25,05	2,2754	34,3952	42,99	96 Dose, Klaus-Peter
64	74	32,60	2,2699	34,3119	42,89	151 Nadvornikova, Petra
65	68	30,09	2,2599	34,1600	42,70	90 Kaletka, Zbigniew
66	66	30,38	2,1725	32,8388	41,05	251 Wrzesniowski, Marcin
67	64	29,99	2,1340	32,2578	40,32	79 Horak, Benjamin
68	53	25,96	2,0416	30,8604	38,58	359 Pilch, Janusz
69	36	17,68	2,0362	30,7788	38,47	337 Konik, Slawek
70	53	26,30	2,0152	30,4615	38,08	119 Laurishas, Juras
71	76	37,84	2,0085	30,3594	37,95	343 Wrona, Robert
72	74	36,90	2,0054	30,3135	37,89	274 Olszewski, Krzysztof
73	78	41,18	1,8941	28,6312	35,79	240 Voss, Kai
74	70	39,32	1,7803	26,9101	33,64	109 Kotzyba, Jacek
75	72	43,12	1,6698	25,2397	31,55	280 Simkiewicz, Tomasz
76	31	20,02	1,5485	23,4061	29,26	242 Wasilewski, Artur
77	58	40,98	1,4153	21,3937	26,74	53 Gawel, Henryk
78	64	48,51	1,3193	19,9425	24,93	226 Szymiczek, Eugeniusz
79	35	33,27	1,0520	15,9018	19,88	319 Zawislak, Marek
80	80	93,59	0,8548	12,9209	16,15	306 Sildijajew, Inga
81	22	47,10	0,4671	7,0605	8,83	175 Prokop, Kartarzyna
82	8	32,31	0,2476	3,7427	4,68	302 Poniedzialek, Piotr
83	0	20,93	0,0000	0,0000	0,00	9 Bazala, Marcin
84	0	59,43	0,0000	0,0000	0,00	286 Wilk, Remigiusz

MODIFIED -- Overall Stage Results

Cracow Open 2009

Printed sierpień 30, 2009 at 23:06



Stage 11 --

	PTS	TIME	HIT FACTOR	STAGE POINTS	STAGE PERCENT	COMPETITOR # Name
1	77	14,34	5,3696	80,0000	100,00	80 Horinek, Milos
2	72	15,35	4,6906	69,8832	87,35	74 Helan, Vit
3	71	16,37	4,3372	64,6187	80,77	155 Novak, Lubor
4	77	21,50	3,5814	53,3581	66,70	172 Plzak, Jiri
5	0	0,00	0,0000	0,0000	0,00	446 Dudek, Konrad

OPEN -- Overall Stage Results

Cracow Open 2009

Printed sierpień 30, 2009 at 23:06



Stage 12 --

	PTS	TIME	HIT FACTOR	STAGE POINTS	STAGE PERCENT	COMPETITOR # Name
1	145	19,05	7,6115	155,0000	100,00	75 Henes, Zdenek
2	144	19,40	7,4227	151,1539	97,52	192 Sebo, Robin
3	143	20,59	6,9451	141,4290	91,24	218 Sustrova, Katerina
4	142	21,65	6,5589	133,5639	86,17	320 Sabaliauskas, Vaidas
5	149	23,75	6,2737	127,7560	82,42	167 Pedrana, Marco
6	143	23,45	6,0981	124,1800	80,12	336 Wylon, Marcin
7	130	21,67	5,9991	122,1640	78,82	76 Bettermann, Heribert
8	147	29,32	5,0136	102,0968	65,87	340 Kulis, Janusz
9	113	23,03	4,9066	99,9179	64,46	217 Sustr, Milos
10	147	30,82	4,7696	97,1278	62,66	134 McNicholl, Martin
11	145	31,44	4,6120	93,9170	60,59	323 Wylon, Marek
12	145	32,36	4,4808	91,2469	58,87	235 Veeneman, Lindy
13	145	33,08	4,3833	89,2609	57,59	193 Sebo, Petr
14	143	36,18	3,9525	80,4871	51,93	231 Tissingh, Klaas
15	149	37,90	3,9314	80,0582	51,65	1 Anese, Renato
16	128	34,28	3,7340	76,0375	49,06	32 Cucagna, Giulio Cesare
17	73	19,74	3,6981	75,3068	48,59	12 Bektemirov, Rinat
18	110	31,16	3,5302	71,8876	46,38	312 Spacek, Jaroslav
19	148	45,61	3,2449	66,0785	42,63	45 Ejsmont, Jerzy
20	128	52,86	2,4215	49,3107	31,81	163 Pattimukaij, Nonna
21	126	59,95	2,1018	42,7996	27,61	236 Veeneman, Albert
22	100	58,38	1,7129	34,8815	22,50	374 Ullman, Josef
23	117	74,65	1,5673	31,9165	20,59	366 Wloczewski, Adam

STANDARD -- Overall Stage Results

Cracow Open 2009

Printed sierpień 30, 2009 at 23:06



Stage 12 --

	PTS	TIME	HIT FACTOR	STAGE POINTS	STAGE PERCENT	COMPETITOR # Name
1	142	20,94	6,7813	155,0000	100,00	260 Znamenacek, Petr
2	148	22,35	6,6219	151,3576	97,65	8 Batki, Gyorgy
3	146	23,05	6,3341	144,7778	93,41	307 Kopunec, Peter
4	129	21,12	6,1080	139,6098	90,07	219 Svehla st., Zdenek
5	132	21,73	6,0746	138,8463	89,58	26 Cieselski, Marcin
6	145	24,23	5,9843	136,7838	88,25	258 Zdzitowiecki, Andrzej
7	145	24,40	5,9426	135,8308	87,63	169 PierFrancesco, Pasini
8	150	25,26	5,9382	135,7307	87,57	227 Swierczek, Zbigniew
9	151	25,49	5,9239	135,4026	87,36	283 Lisy, Radovan
10	149	25,53	5,8363	133,3999	86,06	203 Slunin, Andrej
11	151	26,06	5,7943	132,4410	85,45	247 Wilk, Ivo
12	139	24,55	5,6619	129,4146	83,49	142 Miglecz, Gyula
13	136	24,03	5,6596	129,3615	83,46	445 Braun, Jurgen
14	144	25,87	5,5663	127,2290	82,08	225 Szarvas, Peter
15	149	27,02	5,5144	126,0436	81,32	330 Klecanda, Kvido
16	145	26,50	5,4717	125,0668	80,69	139 Michalowski, Krzysztof
17	143	26,44	5,4085	123,6217	79,76	182 Rehak, Michael
18	135	25,72	5,2488	119,9728	77,40	208 Soustar, Ivo
19	141	26,91	5,2397	119,7638	77,27	38 Dlouha, Helena
20	151	28,93	5,2195	119,3022	76,97	58 Golab, Tadeusz
21	141	27,27	5,1705	118,1827	76,25	63 Grigoriev, Konstantin
22	133	25,76	5,1630	118,0119	76,14	233 Vaclavik, Jaroslav
23	148	28,75	5,1478	117,6641	75,91	371 Sioda, Wieslaw
24	147	28,69	5,1237	117,1135	75,56	124 Madajewski, Leszek
25	139	28,18	4,9326	112,7441	72,74	223 Szoloszi, Gabor
26	139	28,37	4,8995	111,9890	72,25	150 Nadvornik, Milan
27	131	26,74	4,8990	111,9773	72,24	16 Bojanowski, Piotr
28	140	28,72	4,8747	111,4201	71,88	54 Gaweda, Boguslaw
29	147	30,20	4,8675	111,2578	71,78	332 Sanecznik, Krzystof
30	145	30,07	4,8221	110,2185	71,11	20 Buszkiewicz, Lechoslaw
31	145	30,50	4,7541	108,6646	70,11	325 Dabrowski, Darek
32	123	25,96	4,7381	108,2980	69,87	34 Czauderna, Slawomir
33	146	30,99	4,7112	107,6840	69,47	114 Kunovsky, Lukas
34	146	32,11	4,5469	103,9280	67,05	19 Burzec, Wieslaw
35	143	31,70	4,5110	103,1090	66,52	159 Ogurek, Jiri
36	133	29,58	4,4963	102,7717	66,30	177 Puska, Tomas
37	141	31,61	4,4606	101,9564	65,78	234 Vasicek, David
38	137	30,89	4,4351	101,3731	65,40	238 Vilimovsky, Jan
39	131	29,55	4,4332	101,3290	65,37	314 Szabo, Alexander
40	148	33,60	4,4048	100,6798	64,95	316 Kohn, Miroslav
41	145	33,36	4,3465	99,3486	64,10	444 Noga, Tadeusz
42	135	31,15	4,3339	99,0594	63,91	64 Grohol, Radim
43	127	29,38	4,3227	98,8034	63,74	401 Zember, Pavol
44	121	28,27	4,2802	97,8317	63,12	82 Hubner, David
45	144	34,09	4,2241	96,5507	62,29	84 Hunter, John
46	150	36,11	4,1540	94,9476	61,26	318 Schuppik, Dariusz

STANDARD -- Overall Stage Results

Cracow Open 2009

Printed sierpień 30, 2009 at 23:06



Stage 12 --

PTS	TIME	HIT FACTOR	STAGE POINTS	STAGE PERCENT	COMPETITOR # Name
47	145	35,07	4,1346	94,5044	60,97 304 Kieninger, Stephanie
48	143	34,65	4,1270	94,3307	60,86 128 Mansfield, Thomas
49	130	31,55	4,1204	94,1812	60,76 313 Grubiak, Stanislav
50	143	35,03	4,0822	93,3074	60,20 202 Skukauskas, Kestutis
51	138	34,06	4,0517	92,6093	59,75 105 Koput, Jurand
52	136	34,09	3,9894	91,1868	58,83 27 Clare, John
53	139	35,12	3,9579	90,4649	58,36 4 Baluszynska, Agnieszka
54	139	35,26	3,9421	90,1058	58,13 30 Clegg, Ivor
55	124	31,74	3,9067	89,2966	57,61 52 Galazka, Marcin
56	137	35,88	3,8183	87,2747	56,31 221 Svrcek, Petr
57	113	29,84	3,7869	86,5565	55,84 369 Wochnik, Michal
58	145	38,98	3,7199	85,0249	54,85 117 Laskowska-Zaslawska, Jadwiga
59	116	31,63	3,6674	83,8260	54,08 228 Taczalski, Marek
60	149	40,63	3,6672	83,8223	54,08 331 Kasal, Zdenek
61	142	38,86	3,6541	83,5229	53,89 261 Znamirowski, Slawek
62	135	37,03	3,6457	83,3298	53,76 326 Rehberger, Ivo
63	141	38,93	3,6219	82,7856	53,41 347 Clarke, Malcolm
64	141	39,00	3,6154	82,6370	53,31 377 Rakusan, Josef
65	145	41,92	3,4590	79,0618	51,01 272 Moller, Jerzy
66	131	38,76	3,3798	77,2516	49,84 245 Widla, Radoslaw
67	126	37,30	3,3780	77,2114	49,81 83 Hubner, Lubos
68	140	41,52	3,3719	77,0709	49,72 328 Bieniasz, Grzegorz
69	139	41,24	3,3705	77,0400	49,70 25 Lewandowski, Jaroslaw
70	141	41,93	3,3627	76,8625	49,59 255 Zameretc, Alexandr
71	144	44,94	3,2043	73,2402	47,25 345 Bielinski, Jaroslaw
72	135	42,19	3,1998	73,1382	47,19 10 Behal, Jiri
73	110	36,32	3,0286	69,2256	44,66 301 Sedina, Jiri
74	135	47,54	2,8397	64,9075	41,88 2 Atkinson, Mark
75	100	35,96	2,7809	63,5624	41,01 360 Chan, Mario
76	100	38,64	2,5880	59,1538	38,16 121 Lotko-Lozinska, Aniela
77	110	42,79	2,5707	58,7585	37,91 51 Gallagher, Aidan
78	133	53,52	2,4851	56,8009	36,65 44 Ejsmont, Anna
79	95	48,03	1,9779	45,2096	29,17 222 Svrckova, Vera
80	131	75,32	1,7392	39,7540	25,65 335 Pazourkova, Eva
81	93	61,06	1,5231	34,8134	22,46 349 Clarke, Pam
82	62	47,65	1,3012	29,7405	19,19 165 Pawlik, Celina
83	39	34,86	1,1188	25,5716	16,50 214 Stepniewicz, Hubert
84	0	0,00	0,0000	0,0000	0,00 190 Schramm, Piotr

PRODUCTION -- Overall Stage Results

Cracow Open 2009

Printed sierpień 30, 2009 at 23:06



Stage 12 --

	PTS	TIME	HIT FACTOR	STAGE POINTS	STAGE PERCENT	COMPETITOR # Name
1	139	19,67	7,0666	155,0000	100,00	256 Zapletal, Miroslav
2	145	20,65	7,0218	154,0172	99,37	18 Brocanelli, Paolo
3	133	20,28	6,5582	143,8484	92,81	241 Vysny, Marian
4	147	22,65	6,4901	142,3542	91,84	338 Kovar, Zbynek
5	137	22,00	6,2273	136,5901	88,12	181 Redeck, Tomasz
6	143	23,15	6,1771	135,4897	87,41	321 Ivaskevicius, Saulius
7	141	23,62	5,9695	130,9364	84,48	220 Svehla ml., Zdenek
8	153	26,34	5,8087	127,4081	82,20	195 Ivanov, Sergey
9	143	24,79	5,7685	126,5263	81,63	206 Sokolowski, Leszek
10	137	24,34	5,6286	123,4586	79,65	400 Sedy, Roman
11	147	27,63	5,3203	116,6965	75,29	176 Proskuryakov, Andrej
12	114	21,83	5,2222	114,5440	73,90	327 Binkevicius, Ramunas
13	129	24,83	5,1953	113,9552	73,52	120 Lewandowski, Przemyslaw
14	149	29,40	5,0680	111,1630	71,72	137 Blana, Michael
15	139	27,49	5,0564	110,9076	71,55	281 Ciurzynski, Pawel
16	145	28,72	5,0487	110,7401	71,45	311 Maziliauskas, Voldemaras
17	139	27,84	4,9928	109,5133	70,65	17 Borkowski, Lukasz
18	135	27,86	4,8457	106,2855	68,57	242 Wasilewski, Artur
19	147	30,82	4,7696	104,6179	67,50	127 Manolevski, Michael
20	145	30,47	4,7588	104,3799	67,34	136 Mecwel, Przemyslaw
21	131	27,57	4,7515	104,2211	67,24	6 Baluszynski, Grzegorz
22	122	25,71	4,7452	104,0828	67,15	201 Skowron, Marcin
23	135	28,68	4,7071	103,2466	66,61	353 Eschler, Roland
24	143	30,38	4,7070	103,2451	66,61	287 Malcharek, Tomasz
25	118	25,47	4,6329	101,6189	65,56	372 Kwiecien, Stanislaw
26	123	26,85	4,5810	100,4806	64,83	317 Siemashko, Artur
27	139	30,69	4,5292	99,3434	64,09	130 Chrastny, Martin
28	135	30,15	4,4776	98,2127	63,36	41 Dvorak, Marian
29	126	28,39	4,4382	97,3479	62,81	145 Mizuro, Maciej
30	127	29,25	4,3419	95,2355	61,44	62 Grigoriev, Kiril
31	147	34,04	4,3184	94,7216	61,11	246 Wilczynski, Artur
32	135	31,28	4,3159	94,6647	61,07	89 Kala, Richard
33	139	32,64	4,2586	93,4084	60,26	186 Rozhkov, Artiom
34	137	32,29	4,2428	93,0623	60,04	152 Nagirnyak, Yuriy
35	139	33,30	4,1742	91,5571	59,07	153 Nakroshius, Rolandas
36	147	36,99	3,9740	87,1674	56,24	254 Wyporek, Wojciech
37	137	34,67	3,9515	86,6738	55,92	102 Kopiec, Karol
38	143	36,22	3,9481	86,5982	55,87	269 Kleszcz, Roman
39	149	38,39	3,8812	85,1313	54,92	46 Ellis, Alexander
40	126	32,52	3,8745	84,9848	54,83	280 Simkiewicz, Tomasz
41	149	38,99	3,8215	83,8213	54,08	285 Kopernik, Pawel
42	137	36,49	3,7545	82,3508	53,13	319 Zawislak, Marek
43	139	37,33	3,7235	81,6729	52,69	79 Horak, Benjamin
44	102	27,40	3,7226	81,6528	52,68	100 Kolakowski, Jan
45	124	33,82	3,6665	80,4210	51,88	367 Gadek, Wojciech
46	116	32,19	3,6036	79,0421	50,99	337 Konik, Slawek

PRODUCTION -- Overall Stage Results

Cracow Open 2009

Printed sierpień 30, 2009 at 23:06



Stage 12 --

	PTS	TIME	HIT FACTOR	STAGE POINTS	STAGE PERCENT	COMPETITOR # Name
47	139	38,74	3,5880	78,7003	50,77	309 Körner, Stanislaw
48	129	37,28	3,4603	75,8988	48,97	96 Dose, Klaus-Peter
49	123	35,78	3,4377	75,4025	48,65	3 Bajerowski, Tomasz
50	118	34,38	3,4322	75,2831	48,57	59 Golkowski, Marcin
51	129	37,73	3,4190	74,9936	48,38	129 Wallroth, Marion
52	129	38,15	3,3814	74,1680	47,85	123 Lazarowicz, Maciej
53	143	42,33	3,3782	74,0984	47,81	133 McConnell, Thomas
54	141	42,98	3,2806	71,9572	46,42	375 Bibr, Vlastimil
55	147	45,17	3,2544	71,3820	46,05	343 Wrona, Robert
56	120	37,80	3,1746	69,6323	44,92	174 Poplawski, Grzegorz
57	129	40,88	3,1556	69,2150	44,65	91 Kaletka, Grzegorz
58	119	37,75	3,1523	69,1435	44,61	315 Jacek, Zdzislaw
59	139	44,24	3,1420	68,9161	44,46	24 Cias, Mikołaj
60	109	34,74	3,1376	68,8205	44,40	111 Krzyzaniak, Roman
61	99	31,90	3,1034	68,0716	43,92	103 Kopiec, Marian
62	110	36,46	3,0170	66,1755	42,69	90 Kaletka, Zbigniew
63	145	48,17	3,0102	66,0256	42,60	151 Nadvornikova, Petra
64	120	40,28	2,9791	65,3451	42,16	22 Chrobok, Piotr
65	97	32,96	2,9430	64,5514	41,65	333 Soltys, Maciej
66	130	44,93	2,8934	63,4641	40,94	302 Poniedzialek, Piotr
67	127	46,00	2,7609	60,5574	39,07	251 Wrzesniowski, Marcin
68	112	40,59	2,7593	60,5230	39,05	143 Miklaszewski, Robert
69	139	50,39	2,7585	60,5051	39,04	9 Bazala, Marcin
70	109	42,06	2,5915	56,8432	36,67	282 Swierczynski, Jaroslaw
71	119	46,75	2,5455	55,8324	36,02	226 Szymiczek, Eugeniusz
72	130	51,53	2,5228	55,3356	35,70	109 Kotzyba, Jacek
73	101	40,76	2,4779	54,3511	35,07	119 Laurishas, Juras
74	134	55,53	2,4131	52,9296	34,15	373 Tretina, Robert
75	106	46,82	2,2640	49,6587	32,04	278 Zaworski, Radoslaw
76	114	50,54	2,2556	49,4756	31,92	284 Melinda, Karpati
77	143	63,73	2,2438	49,2168	31,75	240 Voss, Kai
78	96	51,75	1,8551	40,6895	26,25	11 Bekier, Piotr
79	69	42,66	1,6174	35,4772	22,89	359 Pilch, Janusz
80	147	103,23	1,4240	31,2344	20,15	306 Sildijajew, Inga
81	81	56,91	1,4233	31,2189	20,14	53 Gawel, Henryk
82	82	63,26	1,2962	28,4319	18,34	274 Olszewski, Krzysztof
83	70	85,12	0,8224	18,0380	11,64	175 Prokop, Kartarzyna
84	0	63,26	0,0000	0,0000	0,00	286 Wilk, Remigiusz

MODIFIED -- Overall Stage Results

Cracow Open 2009

Printed sierpień 30, 2009 at 23:06



Stage 12 --

	PTS	TIME	HIT FACTOR	STAGE POINTS	STAGE PERCENT	COMPETITOR # Name
1	141	22,29	6,3257	155,0000	100,00	80 Horinek, Milos
2	138	23,31	5,9202	145,0639	93,59	155 Novak, Lubor
3	127	24,50	5,1837	127,0165	81,95	74 Helan, Vit
4	134	31,30	4,2812	104,9018	67,68	172 Plzak, Jiri
5	0	0,00	0,0000	0,0000	0,00	446 Dudek, Konrad

OPEN -- Overall Stage Results

Cracow Open 2009

Printed sierpień 30, 2009 at 23:06



Stage 13 --

	PTS	TIME	HIT FACTOR	STAGE POINTS	STAGE PERCENT	COMPETITOR # Name
1	145	17,91	8,0960	160,0000	100,00	192 Sebo, Robin
2	134	20,25	6,6173	130,7758	81,73	320 Sabaliauskas, Vaidas
3	152	24,00	6,3333	125,1641	78,23	12 Bektemirov, Rinat
4	122	20,00	6,1000	120,5528	75,35	75 Henes, Zdenek
5	131	22,37	5,8561	115,7318	72,33	217 Sustr, Milos
6	135	23,48	5,7496	113,6274	71,02	218 Sustrova, Katerina
7	134	23,55	5,6900	112,4505	70,28	76 Bettermann, Heribert
8	137	24,75	5,5354	109,3939	68,37	167 Pedrana, Marco
9	136	29,04	4,6832	92,5529	57,85	340 Kulis, Janusz
10	101	22,37	4,5150	89,2284	55,77	323 Wylon, Marek
11	125	27,75	4,5045	89,0214	55,64	193 Sebo, Petr
12	94	21,58	4,3559	86,0843	53,80	336 Wylon, Marcin
13	113	26,02	4,3428	85,8260	53,64	1 Anese, Renato
14	128	35,34	3,6220	71,5799	44,74	231 Tissingh, Klaas
15	140	39,06	3,5842	70,8343	44,27	45 Ejsmont, Jerzy
16	111	32,65	3,3997	67,1873	41,99	134 McNicholl, Martin
17	139	41,68	3,3349	65,9075	41,19	235 Veeneman, Lindy
18	141	42,36	3,3286	65,7826	41,11	32 Cucagna, Giulio Cesare
19	115	34,82	3,3027	65,2705	40,79	312 Spacek, Jaroslav
20	132	68,29	1,9329	38,2001	23,88	163 Pattimukaij, Nonna
21	106	79,95	1,3258	26,2020	16,38	236 Veeneman, Albert
22	74	102,60	0,7212	14,2538	8,91	366 Wloczewski, Adam
23	45	63,00	0,7143	14,1163	8,82	374 Ullman, Josef

STANDARD -- Overall Stage Results

Cracow Open 2009

Printed sierpień 30, 2009 at 23:06



Stage 13 --

	PTS	TIME	HIT FACTOR	STAGE POINTS	STAGE PERCENT	COMPETITOR # Name
1	131	19,96	6,5631	160,0000	100,00	260 Znamenacek, Petr
2	149	24,97	5,9672	145,4712	90,92	8 Batki, Gyorgy
3	150	25,36	5,9148	144,1953	90,12	307 Kopunec, Peter
4	141	26,19	5,3837	131,2480	82,03	283 Lisy, Radovan
5	146	27,38	5,3324	129,9956	81,25	371 Sioda, Wieslaw
6	137	27,37	5,0055	122,0267	76,27	202 Skukauskas, Kestutis
7	132	26,91	4,9052	119,5830	74,74	208 Soustar, Ivo
8	142	28,96	4,9033	119,5361	74,71	203 Slunin, Andrej
9	148	30,99	4,7757	116,4258	72,77	19 Burzec, Wieslaw
10	131	27,66	4,7361	115,4592	72,16	26 Cieselski, Marcin
11	140	30,11	4,6496	113,3513	70,84	177 Puska, Tomas
12	134	29,18	4,5922	111,9512	69,97	142 Miglecz, Gyula
13	136	29,71	4,5776	111,5952	69,75	182 Rehak, Michael
14	127	27,87	4,5569	111,0903	69,43	227 Swierczek, Zbigniew
15	132	29,12	4,5330	110,5075	69,07	63 Grigoriev, Konstantin
16	113	25,10	4,5020	109,7524	68,60	233 Vaclavik, Jaroslav
17	127	29,04	4,3733	106,6145	66,63	330 Klecanda, Kvido
18	134	30,68	4,3677	106,4777	66,55	247 Wilk, Ivo
19	135	31,66	4,2641	103,9518	64,97	54 Gaweda, Boguslaw
20	113	26,84	4,2101	102,6373	64,15	445 Braun, Jurgen
21	118	28,20	4,1844	102,0099	63,76	314 Szabo, Alexander
22	128	30,61	4,1816	101,9426	63,71	114 Kunovsky, Lukas
23	128	30,67	4,1735	101,7432	63,59	150 Nadvornik, Milan
24	137	32,88	4,1667	101,5776	63,49	332 Sanecznik, Krzysztof
25	133	31,95	4,1628	101,4822	63,43	219 Svehla st., Zdenek
26	147	35,32	4,1619	101,4626	63,41	128 Mansfield, Thomas
27	138	33,66	4,0998	99,9480	62,47	58 Golab, Tadeusz
28	124	30,39	4,0803	99,4719	62,17	225 Szarvas, Peter
29	143	35,39	4,0407	98,5065	61,57	124 Madajewski, Leszek
30	122	30,26	4,0317	98,2879	61,43	313 Grubiak, Stanislav
31	104	26,03	3,9954	97,4021	60,88	169 PierFrancesco, Pasini
32	124	31,63	3,9203	95,5722	59,73	318 Schuppik, Dariusz
33	112	28,83	3,8848	94,7071	59,19	82 Hubner, David
34	114	29,63	3,8475	93,7956	58,62	64 Grohol, Radim
35	118	30,75	3,8374	93,5505	58,47	345 Bielinski, Jaroslav
36	120	31,60	3,7975	92,5771	57,86	27 Clare, John
37	148	39,61	3,7364	91,0890	56,93	223 Szoloszi, Gabor
38	128	34,51	3,7091	90,4220	56,51	38 Dlouha, Helena
39	140	38,47	3,6392	88,7187	55,45	34 Czauderna, Slawomir
40	130	35,81	3,6303	88,5010	55,31	444 Noga, Tadeusz
41	131	36,28	3,6108	88,0265	55,02	304 Kieninger, Stephanie
42	145	40,77	3,5565	86,7035	54,19	261 Znamirovski, Slawek
43	139	39,35	3,5324	86,1151	53,82	84 Hunter, John
44	132	37,68	3,5032	85,4028	53,38	139 Michalowski, Krzysztof
45	123	35,17	3,4973	85,2593	53,29	316 Kohn, Miroslav
46	137	39,36	3,4807	84,8545	53,03	2 Atkinson, Mark

STANDARD -- Overall Stage Results

Cracow Open 2009

Printed sierpień 30, 2009 at 23:06



Stage 13 --

	PTS	TIME	HIT FACTOR	STAGE POINTS	STAGE PERCENT	COMPETITOR # Name
47	117	33,96	3,4452	83,9900	52,49	10 Behal, Jiri
48	128	37,36	3,4261	83,5242	52,20	105 Koput, Jurand
49	126	37,28	3,3798	82,3956	51,50	159 Ogurek, Jiri
50	107	32,08	3,3354	81,3128	50,82	245 Widla, Radoslaw
51	136	41,91	3,2450	79,1098	49,44	369 Wochnik, Michal
52	128	39,91	3,2072	78,1875	48,87	4 Baluszynska, Agnieszka
53	81	25,40	3,1890	77,7429	48,59	258 Zdzitowiecki, Andrzej
54	116	37,03	3,1326	76,3684	47,73	238 Vilimovsky, Jan
55	127	42,73	2,9722	72,4570	45,29	301 Sedina, Jiri
56	110	37,86	2,9054	70,8307	44,27	360 Chan, Mario
57	121	43,26	2,7970	68,1880	42,62	377 Rakusan, Josef
58	94	33,74	2,7860	67,9191	42,45	234 Vasicek, David
59	98	35,75	2,7413	66,8281	41,77	52 Galazka, Marcin
60	120	46,55	2,5779	62,8450	39,28	83 Hubner, Lubos
61	100	40,27	2,4832	60,5379	37,84	328 Bieniasz, Grzegorz
62	68	27,69	2,4558	59,8681	37,42	16 Bojanowski, Piotr
63	88	35,91	2,4506	59,7416	37,34	214 Stepniewicz, Hubert
64	74	30,26	2,4455	59,6173	37,26	401 Zember, Pavol
65	139	58,12	2,3916	58,3040	36,44	272 Moller, Jerzy
66	129	54,23	2,3788	57,9908	36,24	51 Gallagher, Aidan
67	105	44,32	2,3691	57,7562	36,10	228 Taczalski, Marek
68	111	47,82	2,3212	56,5878	35,37	347 Clarke, Malcolm
69	128	55,35	2,3126	56,3770	35,24	117 Laskowska-Zaslawska, Jadwiga
70	91	39,78	2,2876	55,7681	34,86	25 Lewandowski, Jaroslaw
71	94	41,51	2,2645	55,2058	34,50	20 Buszkiewicz, Lechoslaw
72	71	31,45	2,2576	55,0360	34,40	221 Svrcek, Petr
73	91	43,48	2,0929	51,0224	31,89	121 Lotko-Lozinska, Aniela
74	105	53,46	1,9641	47,8817	29,93	326 Rehberger, Ivo
75	59	35,94	1,6416	40,0206	25,01	331 Kasal, Zdenek
76	116	71,60	1,6201	39,4961	24,69	335 Pazourkova, Eva
77	56	39,45	1,4195	34,6059	21,63	255 Zameretc, Alexandr
78	80	60,36	1,3254	32,3110	20,19	44 Ejsmont, Anna
79	30	32,36	0,9271	22,6007	14,13	30 Clegg, Ivor
80	48	62,17	0,7721	18,8222	11,76	222 Svrckova, Vera
81	26	56,90	0,4569	11,1396	6,96	349 Clarke, Pam
82	0	0,00	0,0000	0,0000	0,00	190 Schramm, Piotr
83	0	107,54	0,0000	0,0000	0,00	165 Pawlik, Celina
84	0	46,40	0,0000	0,0000	0,00	325 Dabrowski, Darek

PRODUCTION -- Overall Stage Results

Cracow Open 2009

Printed sierpień 30, 2009 at 23:06



Stage 13 --

	PTS	TIME	HIT FACTOR	STAGE POINTS	STAGE PERCENT	COMPETITOR # Name
1	144	25,04	5,7508	160,0000	100,00	18 Brocanelli, Paolo
2	128	23,68	5,4054	150,3904	93,99	256 Zapletal, Miroslav
3	125	23,84	5,2433	145,8799	91,17	181 Redecker, Tomasz
4	117	22,51	5,1977	144,6113	90,38	241 Vysny, Marian
5	130	25,93	5,0135	139,4866	87,18	220 Svehla ml., Zdenek
6	118	24,11	4,8942	136,1685	85,11	120 Lewandowski, Przemyslaw
7	132	27,16	4,8601	135,2185	84,51	242 Wasilewski, Artur
8	136	28,78	4,7255	131,4740	82,17	321 Ivaskevicius, Saulius
9	114	25,24	4,5166	125,6630	78,54	311 Maziliauskas, Voldemaras
10	138	30,65	4,5024	125,2681	78,29	136 Mecwel, Przemyslaw
11	110	25,20	4,3651	121,4462	75,90	338 Kovar, Zbynek
12	106	24,36	4,3514	121,0655	75,67	327 Binkevicius, Ramunas
13	123	29,50	4,1695	116,0045	72,50	176 Proskuryakov, Andrej
14	114	27,54	4,1394	115,1682	71,98	100 Kolakowski, Jan
15	102	24,88	4,0997	114,0622	71,29	195 Ivanov, Sergey
16	136	34,51	3,9409	109,6442	68,53	130 Chrastny, Martin
17	122	31,70	3,8486	107,0761	66,92	372 Kwiecien, Stanislaw
18	101	26,46	3,8171	106,1997	66,37	17 Borkowski, Lukasz
19	136	36,99	3,6767	102,2931	63,93	127 Manolevski, Michael
20	100	27,68	3,6127	100,5138	62,82	206 Sokolowski, Leszek
21	88	24,38	3,6095	100,4248	62,77	400 Sedy, Roman
22	106	30,10	3,5216	97,9786	61,24	145 Mizuro, Maciej
23	91	25,99	3,5013	97,4152	60,88	201 Skowron, Marcin
24	120	34,42	3,4863	96,9979	60,62	41 Dvorak, Marian
25	118	34,30	3,4402	95,7149	59,82	367 Gadek, Wojciech
26	142	41,87	3,3914	94,3577	58,97	343 Wrona, Robert
27	118	35,62	3,3127	92,1679	57,60	143 Miklaszewski, Robert
28	127	39,56	3,2103	89,3181	55,82	269 Kleszcz, Roman
29	92	28,70	3,2056	89,1862	55,74	281 Ciurzynski, Pawel
30	109	34,17	3,1899	88,7510	55,47	89 Kala, Richard
31	130	41,26	3,1508	87,6609	54,79	137 Blana, Michael
32	105	33,73	3,1130	86,6093	54,13	6 Baluszynski, Grzegorz
33	128	42,57	3,0068	83,6562	52,29	254 Wyporek, Wojciech
34	107	36,26	2,9509	82,1009	51,31	152 Nagirnyak, Yuriy
35	128	43,41	2,9486	82,0374	51,27	186 Rozhkov, Artiom
36	118	40,06	2,9456	81,9526	51,22	111 Krzyzaniak, Roman
37	95	33,46	2,8392	78,9932	49,37	59 Golkowski, Marcin
38	121	43,30	2,7945	77,7480	48,59	46 Ellis, Alexander
39	111	40,41	2,7468	76,4233	47,76	3 Bajerowski, Tomasz
40	89	32,46	2,7418	76,2840	47,68	317 Siemashko, Artur
41	114	42,74	2,6673	74,2100	46,38	246 Wilczynski, Artur
42	115	43,20	2,6620	74,0638	46,29	24 Cias, Mikolaj
43	105	40,13	2,6165	72,7967	45,50	153 Nakroshius, Rolandas
44	116	44,40	2,6126	72,6887	45,43	133 McConnell, Thomas
45	128	49,07	2,6085	72,5748	45,36	174 Poplawski, Grzegorz
46	138	53,06	2,6008	72,3609	45,23	302 Poniedzialek, Piotr

PRODUCTION -- Overall Stage Results

Cracow Open 2009

Printed sierpień 30, 2009 at 23:06



Stage 13 --

	PTS	TIME	HIT FACTOR	STAGE POINTS	STAGE PERCENT	COMPETITOR # Name
47	93	36,97	2,5156	69,9883	43,74	102 Kopiec, Karol
48	114	45,37	2,5127	69,9082	43,69	103 Kopiec, Marian
49	126	52,72	2,3900	66,4947	41,56	359 Pilch, Janusz
50	101	42,45	2,3793	66,1966	41,37	353 Eschler, Roland
51	74	31,72	2,3329	64,9068	40,57	287 Malcharek, Tomasz
52	124	54,21	2,2874	63,6406	39,78	151 Nadvornikova, Petra
53	120	53,20	2,2556	62,7569	39,22	285 Kopernik, Pawel
54	96	42,78	2,2440	62,4342	39,02	96 Dose, Klaus-Peter
55	64	29,13	2,1970	61,1268	38,20	62 Grigoriev, Kiril
56	92	43,96	2,0928	58,2267	36,39	11 Bekier, Piotr
57	72	34,90	2,0630	57,3983	35,87	278 Zaworski, Radoslaw
58	79	39,15	2,0179	56,1419	35,09	79 Horak, Benjamin
59	110	56,76	1,9380	53,9190	33,70	240 Voss, Kai
60	86	45,39	1,8947	52,7145	32,95	123 Lazarowicz, Maciej
61	72	38,25	1,8824	52,3712	32,73	129 Wallroth, Marion
62	99	53,93	1,8357	51,0736	31,92	375 Bibr, Vlastimil
63	79	44,94	1,7579	48,9087	30,57	251 Wrzesniowski, Marcin
64	81	46,48	1,7427	48,4854	30,30	226 Szymiczek, Eugeniusz
65	76	46,05	1,6504	45,9172	28,70	282 Swierczynski, Jaroslaw
66	77	46,69	1,6492	45,8837	28,68	9 Bazala, Marcin
67	69	41,99	1,6432	45,7188	28,57	315 Jacek, Zdzislaw
68	87	54,98	1,5824	44,0257	27,52	274 Olszewski, Krzysztof
69	64	42,66	1,5002	41,7399	26,09	22 Chrobok, Piotr
70	71	47,57	1,4925	41,5257	25,95	90 Kaletka, Zbigniew
71	101	69,82	1,4466	40,2470	25,15	284 Melinda, Karpati
72	64	44,58	1,4356	39,9422	24,96	309 Körner, Stanislaw
73	68	47,81	1,4223	39,5715	24,73	91 Kaletka, Grzegorz
74	62	45,66	1,3579	37,7788	23,61	319 Zawislak, Marek
75	52	38,55	1,3489	37,5293	23,46	333 Soltys, Maciei
76	69	51,81	1,3318	37,0533	23,16	109 Kotzyba, Jacek
77	94	77,77	1,2087	33,6285	21,02	373 Tretina, Robert
78	96	102,02	0,9410	26,1805	16,36	306 Sildijajew, Inga
79	66	89,98	0,7335	20,4075	12,75	175 Prokop, Kartarzyna
80	22	31,79	0,6920	19,2541	12,03	337 Konik, Slawek
81	12	35,88	0,3344	9,3051	5,82	280 Simkiewicz, Tomasz
82	10	53,87	0,1856	5,1647	3,23	119 Laurishas, Juras
83	0	78,06	0,0000	0,0000	0,00	286 Wilk, Remigiusz
84	0	76,59	0,0000	0,0000	0,00	53 Gawel, Henryk

MODIFIED -- Overall Stage Results

Cracow Open 2009

Printed sierpień 30, 2009 at 23:06



Stage 13 --

	PTS	TIME	HIT FACTOR	STAGE POINTS	STAGE PERCENT	COMPETITOR # Name
1	138	20,93	6,5934	160,0000	100,00	80 Horinek, Milos
2	138	32,82	4,2048	102,0354	63,77	155 Novak, Lubor
3	132	43,86	3,0096	73,0324	45,65	172 Plzak, Jiri
4	29	26,76	1,0837	26,2980	16,44	74 Helan, Vit
5	0	0,00	0,0000	0,0000	0,00	446 Dudek, Konrad

OPEN -- Overall Stage Results

Cracow Open 2009

Printed sierpień 30, 2009 at 23:06



Stage 14 --

	PTS	TIME	HIT FACTOR	STAGE POINTS	STAGE PERCENT	COMPETITOR # Name
1	70	10,78	6,4935	80,0000	100,00	75 Henes, Zdenek
2	78	13,17	5,9226	72,9658	91,21	12 Bektemirov, Rinat
3	76	13,76	5,5233	68,0465	85,06	1 Anese, Renato
4	75	14,41	5,2047	64,1221	80,15	167 Pedrana, Marco
5	76	16,39	4,6370	57,1275	71,41	217 Sustr, Milos
6	74	15,98	4,6308	57,0513	71,31	76 Bettermann, Heribert
7	69	15,89	4,3424	53,4978	66,87	320 Sabaliauskas, Vaidas
8	69	17,80	3,8764	47,7573	59,70	218 Sustrova, Katerina
9	59	15,58	3,7869	46,6547	58,32	192 Sebo, Robin
10	57	16,99	3,3549	41,3326	51,67	336 Wylon, Marcin
11	77	23,23	3,3147	40,8368	51,05	32 Cucagna, Giulio Cesare
12	66	20,34	3,2448	39,9764	49,97	340 Kulis, Janusz
13	68	21,57	3,1525	38,8391	48,55	134 McNicholl, Martin
14	69	22,02	3,1335	38,6049	48,26	231 Tissingh, Klaas
15	56	20,42	2,7424	33,7865	42,23	193 Sebo, Petr
16	49	17,94	2,7313	33,6499	42,06	312 Spacek, Jaroslav
17	61	23,09	2,6418	32,5474	40,68	235 Veeneman, Lindy
18	76	35,28	2,1542	26,5397	33,17	45 Ejsmont, Jerzy
19	44	20,64	2,1318	26,2636	32,83	323 Wylon, Marek
20	75	41,53	1,8059	22,2490	27,81	163 Pattimukaij, Nonna
21	38	41,11	0,9243	11,3880	14,23	236 Veeneman, Albert
22	42	51,09	0,8221	10,1280	12,66	366 Wloczewski, Adam
23	22	44,79	0,4912	6,0514	7,56	374 Ullman, Josef

STANDARD -- Overall Stage Results

Cracow Open 2009

Printed sierpień 30, 2009 at 23:06



Stage 14 --

	PTS	TIME	HIT FACTOR	STAGE POINTS	STAGE PERCENT	COMPETITOR # Name
1	74	13,97	5,2971	80,0000	100,00	307 Kopunec, Peter
2	77	15,34	5,0196	75,8089	94,76	8 Batki, Gyorgy
3	75	15,42	4,8638	73,4567	91,82	260 Znamenacek, Petr
4	73	16,10	4,5342	68,4781	85,60	169 PierFrancesco, Pasini
5	74	17,06	4,3376	65,5100	81,89	203 Slunin, Andrej
6	72	17,03	4,2278	63,8517	79,81	26 Cieselski, Marcin
7	75	18,27	4,1051	61,9980	77,50	233 Vaclavik, Jaroslav
8	78	19,12	4,0795	61,6114	77,01	247 Wilk, Ivo
9	74	19,42	3,8105	57,5489	71,94	371 Sioda, Wieslaw
10	75	19,84	3,7802	57,0919	71,36	202 Skukauskas, Kestutis
11	76	20,22	3,7587	56,7658	70,96	283 Lisy, Radovan
12	62	17,01	3,6449	55,0481	68,81	208 Soustar, Ivo
13	68	19,37	3,5106	53,0193	66,27	34 Czauderna, Slawomir
14	76	21,73	3,4975	52,8212	66,03	19 Burzec, Wieslaw
15	72	20,66	3,4850	52,6328	65,79	38 Dlouha, Helena
16	76	21,89	3,4719	52,4351	65,54	227 Swierczek, Zbigniew
17	68	19,83	3,4291	51,7894	64,74	142 Miglec, Gyula
18	65	19,22	3,3819	51,0757	63,84	63 Grigoriev, Konstantin
19	74	22,07	3,3530	50,6389	63,30	54 Gaweda, Boguslaw
20	69	20,60	3,3495	50,5867	63,23	114 Kunovsky, Lukas
21	76	22,81	3,3319	50,3203	62,90	58 Golab, Tadeusz
22	75	22,57	3,3230	50,1862	62,73	245 Widla, Radoslaw
23	70	21,22	3,2988	49,8204	62,28	139 Michalowski, Krzysztof
24	70	21,24	3,2957	49,7735	62,22	445 Braun, Jurgen
25	72	21,90	3,2877	49,6527	62,07	225 Szarvas, Peter
26	71	21,66	3,2779	49,5056	61,88	124 Madajewski, Leszek
27	68	21,25	3,2000	48,3286	60,41	84 Hunter, John
28	65	20,52	3,1676	47,8399	59,80	10 Behal, Jiri
29	76	24,02	3,1640	47,7854	59,73	219 Svehla st., Zdenek
30	62	20,54	3,0185	45,5875	56,98	401 Zember, Pavol
31	70	23,35	2,9979	45,2758	56,59	314 Szabo, Alexander
32	76	25,46	2,9851	45,0827	56,35	234 Vasicek, David
33	70	23,75	2,9474	44,5132	55,64	221 Svrcek, Petr
34	64	21,85	2,9291	44,2368	55,30	52 Galazka, Marcin
35	60	20,72	2,8958	43,7337	54,67	64 Grohol, Radim
36	66	22,93	2,8783	43,4705	54,34	30 Clegg, Ivor
37	78	27,15	2,8729	43,3890	54,24	330 Klecanda, Kvido
38	74	26,20	2,8244	42,6565	53,32	121 Lotko-Lozinska, Anielia
39	72	26,56	2,7108	40,9411	51,18	261 Znamirovski, Slawek
40	66	25,02	2,6379	39,8393	49,80	313 Grubiak, Stanislav
41	62	23,52	2,6361	39,8115	49,76	159 Ogurek, Jiri
42	73	27,72	2,6335	39,7726	49,72	332 Sanecznik, Krzystof
43	65	24,81	2,6199	39,5677	49,46	105 Koput, Jurand
44	68	25,99	2,6164	39,5146	49,39	182 Rehak, Michael
45	72	27,73	2,5965	39,2137	49,02	318 Schuppik, Dariusz
46	70	27,22	2,5716	38,8387	48,55	25 Lewandowski, Jaroslaw

STANDARD -- Overall Stage Results

Cracow Open 2009

Printed sierpień 30, 2009 at 23:06



Stage 14 --

	PTS	TIME	HIT FACTOR	STAGE POINTS	STAGE PERCENT	COMPETITOR # Name
47	59	23,02	2,5630	38,7081	48,39	223 Szoloszi, Gabor
48	57	22,50	2,5333	38,2602	47,83	150 Nadvornik, Milan
49	53	20,93	2,5323	38,2438	47,80	27 Clare, John
50	75	29,95	2,5042	37,8198	47,27	228 Taczalski, Marek
51	71	29,26	2,4265	36,6470	45,81	347 Clarke, Malcolm
52	71	29,28	2,4249	36,6220	45,78	258 Zdzitowiecki, Andrzej
53	50	20,74	2,4108	36,4096	45,51	301 Sedina, Jiri
54	73	31,21	2,3390	35,3251	44,16	316 Kohn, Miroslav
55	60	25,68	2,3364	35,2867	44,11	2 Atkinson, Mark
56	49	21,70	2,2581	34,1029	42,63	238 Vilimovsky, Jan
57	72	32,46	2,2181	33,4995	41,87	377 Rakusan, Josef
58	58	26,68	2,1739	32,8320	41,04	345 Bielinski, Jaroslaw
59	55	25,44	2,1619	32,6513	40,81	444 Noga, Tadeusz
60	71	33,35	2,1289	32,1527	40,19	360 Chan, Mario
61	62	29,58	2,0960	31,6554	39,57	83 Hubner, Lubos
62	49	23,93	2,0476	30,9249	38,66	369 Wochnik, Michal
63	53	26,19	2,0237	30,5629	38,20	20 Buszkiewicz, Lechoslaw
64	74	37,46	1,9754	29,8345	37,29	255 Zameretc, Alexandr
65	75	38,88	1,9290	29,1333	36,42	325 Dabrowski, Darek
66	66	35,70	1,8487	27,9210	34,90	44 Ejsmont, Anna
67	56	30,45	1,8391	27,7751	34,72	214 Stepniewicz, Hubert
68	38	21,60	1,7593	26,5696	33,21	82 Hubner, David
69	66	37,85	1,7437	26,3350	32,92	4 Baluszynska, Agnieszka
70	59	34,75	1,6978	25,6420	32,05	117 Laskowska-Zaslawska, Jadwiga
71	43	26,23	1,6393	24,7585	30,95	331 Kasal, Zdenek
72	45	27,47	1,6382	24,7405	30,93	51 Gallagher, Aidan
73	49	31,34	1,5635	23,6130	29,52	16 Bojanowski, Piotr
74	55	35,55	1,5471	23,3656	29,21	128 Mansfield, Thomas
75	62	43,52	1,4246	21,5158	26,89	326 Rehberger, Ivo
76	44	31,02	1,4184	21,4223	26,78	304 Kieninger, Stephanie
77	62	44,50	1,3933	21,0420	26,30	328 Bieniasz, Grzegorz
78	32	27,15	1,1786	17,8006	22,25	177 Puska, Tomas
79	62	74,18	0,8358	12,6229	15,78	335 Pazourkova, Eva
80	30	55,91	0,5366	8,1038	10,13	349 Clarke, Pam
81	15	52,25	0,2871	4,3357	5,42	165 Pawlik, Celina
82	0	0,00	0,0000	0,0000	0,00	190 Schramm, Piotr
83	0	42,08	0,0000	0,0000	0,00	272 Moller, Jerzy
84	0	47,96	0,0000	0,0000	0,00	222 Svrckova, Vera

PRODUCTION -- Overall Stage Results**Cracow Open 2009**

Printed sierpień 30, 2009 at 23:06

**Stage 14 --**

	PTS	TIME	HIT FACTOR	STAGE POINTS	STAGE PERCENT	COMPETITOR # Name
1	76	15,28	4,9738	80,0000	100,00	256 Zapletal, Miroslav
2	68	14,00	4,8571	78,1233	97,65	241 Vysny, Marian
3	72	15,68	4,5918	73,8561	92,32	220 Svehla ml., Zdenek
4	64	14,32	4,4693	71,8847	89,86	327 Binkevicius, Ramunas
5	72	16,11	4,4693	71,8847	89,86	321 Ivaskevicius, Saulius
6	68	15,96	4,2607	68,5292	85,66	311 Maziliauskas, Voldemaras
7	72	17,57	4,0979	65,9114	82,39	17 Borkowski, Lukasz
8	74	18,09	4,0907	65,7950	82,24	176 Proskuryakov, Andrej
9	70	17,13	4,0864	65,7265	82,16	18 Brocanelli, Paolo
10	72	17,63	4,0839	65,6871	82,11	372 Kwecien, Stanislaw
11	74	18,39	4,0239	64,7217	80,90	145 Mizuro, Maciej
12	68	17,86	3,8074	61,2389	76,55	242 Wasilewski, Artur
13	72	19,52	3,6885	59,3270	74,16	89 Kala, Richard
14	68	19,59	3,4712	55,8308	69,79	201 Skowron, Marcin
15	74	21,53	3,4371	55,2825	69,10	130 Chrastny, Martin
16	66	19,91	3,3149	53,3178	66,65	400 Sedy, Roman
17	76	23,43	3,2437	52,1724	65,22	59 Golkowski, Marcin
18	76	23,62	3,2176	51,7528	64,69	46 Ellis, Alexander
19	74	23,30	3,1760	51,0829	63,85	127 Manolevski, Michael
20	70	22,94	3,0514	49,0800	61,35	195 Ivanov, Sergey
21	64	21,81	2,9344	47,1980	59,00	129 Wallroth, Marion
22	76	26,07	2,9152	46,8891	58,61	3 Bajerowski, Tomasz
23	76	26,65	2,8518	45,8687	57,34	152 Nagirnyak, Yuriy
24	74	26,03	2,8429	45,7254	57,16	246 Wilczynski, Artur
25	74	26,30	2,8137	45,2560	56,57	269 Kleszcz, Roman
26	49	17,57	2,7888	44,8564	56,07	206 Sokolowski, Leszek
27	66	23,90	2,7615	44,4166	55,52	6 Baluszynski, Grzegorz
28	70	25,41	2,7548	44,3091	55,39	281 Ciurzynski, Pawel
29	64	23,73	2,6970	43,3792	54,22	41 Dvorak, Marian
30	57	21,19	2,6899	43,2657	54,08	317 Siemashko, Artur
31	68	25,59	2,6573	42,7404	53,43	254 Wyporek, Wojciech
32	66	24,89	2,6517	42,6500	53,31	143 Miklaszewski, Robert
33	68	25,72	2,6439	42,5244	53,16	111 Krzyzaniak, Roman
34	66	25,38	2,6005	41,8266	52,28	79 Horak, Benjamin
35	70	26,92	2,6003	41,8237	52,28	337 Konik, Slawek
36	48	18,56	2,5862	41,5971	52,00	120 Lewandowski, Przemyslaw
37	62	24,31	2,5504	41,0210	51,28	338 Kovar, Zbynek
38	55	22,08	2,4909	40,0648	50,08	287 Malcharek, Tomasz
39	74	30,36	2,4374	39,2039	49,00	359 Pilch, Janusz
40	59	24,22	2,4360	39,1812	48,98	136 Mecwel, Przemyslaw
41	53	22,07	2,4014	38,6254	48,28	102 Kopiec, Karol
42	55	23,09	2,3820	38,3123	47,89	24 Cias, Mikolaj
43	68	28,71	2,3685	38,0957	47,62	174 Poplawski, Grzegorz
44	47	19,93	2,3583	37,9307	47,41	186 Rozhkov, Artiom
45	49	21,19	2,3124	37,1933	46,49	62 Grigoriev, Kiril
46	66	28,74	2,2965	36,9366	46,17	90 Kaletka, Zbigniew

PRODUCTION -- Overall Stage Results

Cracow Open 2009

Printed sierpień 30, 2009 at 23:06



Stage 14 --

	PTS	TIME	HIT FACTOR	STAGE POINTS	STAGE PERCENT	COMPETITOR # Name
47	74	32,48	2,2783	36,6451	45,81	240 Voss, Kai
48	68	30,53	2,2273	35,8246	44,78	153 Nakroshius, Rolandas
49	68	31,16	2,1823	35,1003	43,88	137 Blana, Michael
50	53	24,55	2,1589	34,7235	43,40	181 Redecker, Tomasz
51	59	27,44	2,1501	34,5834	43,23	333 Soltys, Maciej
52	66	30,96	2,1318	34,2880	42,86	285 Kopernik, Pawel
53	70	33,61	2,0827	33,4988	41,87	151 Nadvornikova, Petra
54	64	30,79	2,0786	33,4326	41,79	375 Bibr, Vlastimil
55	64	32,06	1,9963	32,1082	40,14	309 Körner, Stanislav
56	62	31,76	1,9521	31,3986	39,25	119 Laurishas, Juras
57	66	34,40	1,9186	30,8592	38,57	133 McConnell, Thomas
58	53	28,04	1,8902	30,4017	38,00	367 Gadek, Wojciech
59	72	41,79	1,7229	27,7115	34,64	109 Kotzyba, Jacek
60	43	25,01	1,7193	27,6538	34,57	100 Kolakowski, Jan
61	70	40,83	1,7144	27,5752	34,47	103 Kopiec, Marian
62	59	34,50	1,7101	27,5063	34,38	96 Dose, Klaus-Peter
63	49	29,14	1,6815	27,0462	33,81	278 Zaworski, Radoslaw
64	70	41,67	1,6799	27,0193	33,77	11 Bekier, Piotr
65	70	42,32	1,6541	26,6043	33,26	302 Poniedzialek, Piotr
66	51	30,91	1,6500	26,5382	33,17	343 Wrona, Robert
67	54	32,89	1,6418	26,4076	33,01	315 Jacek, Zdzislaw
68	60	38,98	1,5393	24,7576	30,95	251 Wrzesniowski, Marcin
69	57	37,22	1,5314	24,6319	30,79	274 Olszewski, Krzysztof
70	58	39,19	1,4800	23,8041	29,76	280 Simkiewicz, Tomasz
71	49	35,28	1,3889	22,3392	27,92	282 Swierczynski, Jaroslaw
72	29	21,74	1,3339	21,4555	26,82	9 Bazala, Marcin
73	70	53,83	1,3004	20,9157	26,14	373 Tretina, Robert
74	43	37,44	1,1485	18,4728	23,09	319 Zawislak, Marek
75	45	43,03	1,0458	16,8206	21,03	22 Chrobok, Piotr
76	34	34,53	0,9847	15,8373	19,80	123 Lazarowicz, Maciej
77	36	41,69	0,8635	13,8890	17,36	284 Melinda, Karpati
78	21	27,48	0,7642	12,2914	15,36	353 Eschler, Roland
79	36	48,31	0,7452	11,9858	14,98	226 Szymiczek, Eugeniusz
80	72	107,01	0,6728	10,8220	13,53	306 Sildijajew, Inga
81	28	46,28	0,6050	9,7312	12,16	91 Kaletka, Grzegorz
82	30	53,99	0,5557	8,9373	11,17	53 Gawel, Henryk
83	0	106,66	0,0000	0,0000	0,00	286 Wilk, Remigiusz
84	0	60,45	0,0000	0,0000	0,00	175 Prokop, Kartarzyna

MODIFIED -- Overall Stage Results

Cracow Open 2009

Printed sierpień 30, 2009 at 23:06



Stage 14 --

	PTS	TIME	HIT FACTOR	STAGE POINTS	STAGE PERCENT	COMPETITOR # Name
1	78	14,81	5,2667	80,0000	100,00	80 Horinek, Milos
2	60	19,26	3,1153	47,3201	59,15	155 Novak, Lubor
3	76	27,99	2,7153	41,2440	51,56	172 Plzak, Jiri
4	53	33,53	1,5807	24,0100	30,01	74 Helan, Vit
5	0	0,00	0,0000	0,0000	0,00	446 Dudek, Konrad

OPEN -- Overall Stage Results

Cracow Open 2009

Printed sierpień 30, 2009 at 23:06



Stage 15 --

	PTS	TIME	HIT FACTOR	STAGE POINTS	STAGE PERCENT	COMPETITOR # Name
1	92	10,14	9,0730	95,0000	100,00	192 Sebo, Robin
2	91	12,19	7,4651	78,1648	82,28	75 Henes, Zdenek
3	91	12,44	7,3151	76,5940	80,63	12 Bektemirov, Rinat
4	90	12,49	7,2058	75,4491	79,42	320 Sabaliauskas, Vaidas
5	92	12,95	7,1042	74,3861	78,30	218 Sustrova, Katerina
6	93	13,30	6,9925	73,2158	77,07	76 Bettermann, Heribert
7	90	13,60	6,6176	69,2911	72,94	1 Anese, Renato
8	90	13,63	6,6031	69,1386	72,78	336 Wylon, Marcin
9	93	14,61	6,3655	66,6510	70,16	167 Pedrana, Marco
10	89	14,84	5,9973	62,7957	66,10	134 McNicholl, Martin
11	74	14,59	5,0720	53,1068	55,90	217 Sustr, Milos
12	91	19,79	4,5983	48,1470	50,68	193 Sebo, Petr
13	92	21,20	4,3396	45,4387	47,83	45 Ejsmont, Jerzy
14	93	22,68	4,1005	42,9352	45,19	312 Spacek, Jaroslav
15	93	23,91	3,8896	40,7265	42,87	32 Cucagna, Giulio Cesare
16	95	25,67	3,7008	38,7500	40,79	323 Wylon, Marek
17	93	28,57	3,2552	34,0837	35,88	235 Veeneman, Lindy
18	86	26,94	3,1923	33,4252	35,18	231 Tissingh, Klaas
19	83	27,96	2,9685	31,0824	32,72	340 Kulis, Janusz
20	78	30,30	2,5743	26,9542	28,37	163 Pattimukaij, Nonna
21	85	33,03	2,5734	26,9454	28,36	366 Wloczewski, Adam
22	89	38,35	2,3207	24,2996	25,58	374 Ullman, Josef
23	86	53,02	1,6220	16,9837	17,88	236 Veeneman, Albert

STANDARD -- Overall Stage Results

Cracow Open 2009

Printed sierpień 30, 2009 at 23:06



Stage 15 --

	PTS	TIME	HIT FACTOR	STAGE POINTS	STAGE PERCENT	COMPETITOR # Name
1	91	13,14	6,9254	95,0000	100,00	307 Kopunec, Peter
2	92	13,31	6,9121	94,8173	99,81	260 Znamenacek, Petr
3	94	14,85	6,3300	86,8318	91,40	8 Batki, Gyorgy
4	89	14,35	6,2021	85,0777	89,56	142 Miglecz, Gyula
5	94	15,29	6,1478	84,3331	88,77	225 Szarvas, Peter
6	93	15,15	6,1386	84,2069	88,64	330 Klecanda, Kvido
7	89	14,75	6,0339	82,7705	87,13	233 Vaclavik, Jaroslav
8	90	15,05	5,9801	82,0321	86,35	169 PierFrancesco, Pasini
9	90	15,35	5,8632	80,4288	84,66	54 Gaweda, Boguslaw
10	93	16,12	5,7692	79,1399	83,31	177 Puska, Tomas
11	90	15,85	5,6782	77,8916	81,99	26 Cieselski, Marcin
12	91	16,55	5,4985	75,4260	79,40	16 Bojanowski, Piotr
13	89	16,24	5,4803	75,1764	79,13	203 Slunin, Andrej
14	90	16,52	5,4479	74,7326	78,67	371 Sioda, Wieslaw
15	93	17,12	5,4322	74,5172	78,44	227 Swierczek, Zbigniew
16	91	17,09	5,3248	73,0427	76,89	247 Wilk, Ivo
17	92	17,72	5,1919	71,2200	74,97	58 Golab, Tadeusz
18	85	16,76	5,0716	69,5701	73,23	38 Dlouha, Helena
19	90	17,82	5,0505	69,2807	72,93	445 Braun, Jurgen
20	92	18,34	5,0164	68,8123	72,43	19 Burzec, Wieslaw
21	91	18,90	4,8148	66,0476	69,52	313 Grubiak, Stanislav
22	89	18,57	4,7927	65,7439	69,20	258 Zdzitowiecki, Andrzej
23	87	18,28	4,7593	65,2861	68,72	150 Nadvornik, Milan
24	93	19,71	4,7184	64,7253	68,13	208 Soustar, Ivo
25	90	19,08	4,7170	64,7056	68,11	228 Taczalski, Marek
26	91	19,45	4,6787	64,1799	67,56	283 Lisy, Radovan
27	92	19,74	4,6606	63,9320	67,30	245 Widla, Radoslaw
28	84	18,07	4,6486	63,7674	67,12	27 Clare, John
29	90	19,43	4,6320	63,5400	66,88	325 Dabrowski, Darek
30	91	19,92	4,5683	62,6657	65,96	63 Grigoriev, Konstantin
31	77	16,86	4,5670	62,6485	65,95	345 Bielinski, Jaroslav
32	91	20,06	4,5364	62,2283	65,50	316 Kohn, Miroslav
33	79	17,85	4,4258	60,7109	63,91	182 Rehak, Michael
34	91	20,57	4,4239	60,6855	63,88	223 Szoloszi, Gabor
35	90	20,36	4,4204	60,6376	63,83	444 Noga, Tadeusz
36	92	21,00	4,3810	60,0961	63,26	139 Michalowski, Krzysztof
37	88	20,11	4,3759	60,0272	63,19	105 Koput, Jurand
38	93	21,31	4,3641	59,8656	63,02	360 Chan, Mario
39	93	21,32	4,3621	59,8375	62,99	332 Sanecznik, Krzystof
40	72	16,64	4,3269	59,3549	62,48	34 Czauderna, Slawomir
41	77	17,81	4,3234	59,3068	62,43	314 Szabo, Alexander
42	87	20,16	4,3155	59,1979	62,31	369 Wochnik, Michal
43	91	21,16	4,3006	58,9934	62,10	202 Skukauskas, Kestutis
44	81	18,98	4,2677	58,5418	61,62	82 Hubner, David
45	93	21,84	4,2582	58,4128	61,49	234 Vasicek, David
46	92	21,65	4,2494	58,2918	61,36	261 Znamirovski, Slawek

STANDARD -- Overall Stage Results

Cracow Open 2009

Printed sierpień 30, 2009 at 23:06



Stage 15 --

	PTS	TIME	HIT FACTOR	STAGE POINTS	STAGE PERCENT	COMPETITOR # Name
47	78	18,38	4,2437	58,2139	61,28	219 Svehla st., Zdenek
48	89	21,12	4,2140	57,8061	60,85	238 Vilimovsky, Jan
49	85	20,18	4,2121	57,7797	60,82	401 Zember, Pavol
50	88	21,18	4,1549	56,9947	59,99	84 Hunter, John
51	83	20,27	4,0947	56,1697	59,13	52 Galazka, Marcin
52	83	20,94	3,9637	54,3725	57,23	301 Sedina, Jiri
53	90	22,74	3,9578	54,2912	57,15	114 Kunovsky, Lukas
54	89	22,53	3,9503	54,1884	57,04	214 Stepniewicz, Hubert
55	89	22,72	3,9173	53,7353	56,56	159 Ogurek, Jiri
56	93	23,91	3,8896	53,3557	56,16	377 Rakusan, Josef
57	89	22,91	3,8848	53,2896	56,09	64 Grohol, Radim
58	87	23,09	3,7679	51,6860	54,41	117 Laskowska-Zaslawska, Jadwiga
59	87	23,21	3,7484	51,4188	54,13	30 Clegg, Ivor
60	93	24,99	3,7215	51,0498	53,74	328 Bieniasz, Grzegorz
61	90	24,19	3,7205	51,0369	53,72	128 Mansfield, Thomas
62	74	19,92	3,7149	50,9589	53,64	20 Buszkiewicz, Lechoslaw
63	90	24,26	3,7098	50,8896	53,57	2 Atkinson, Mark
64	87	23,64	3,6802	50,4835	53,14	318 Schuppik, Dariusz
65	95	27,36	3,4722	47,6305	50,14	121 Lotko-Lozinska, Aniela
66	89	25,65	3,4698	47,5971	50,10	272 Moller, Jerzy
67	85	24,60	3,4553	47,3982	49,89	4 Baluszynska, Agnieszka
68	66	19,44	3,3951	46,5720	49,02	221 Svrcek, Petr
69	94	28,60	3,2867	45,0858	47,46	51 Gallagher, Aidan
70	87	26,90	3,2342	44,3654	46,70	25 Lewandowski, Jaroslaw
71	89	27,77	3,2049	43,9634	46,28	347 Clarke, Malcolm
72	91	29,94	3,0394	41,6934	43,89	255 Zameretc, Alexandr
73	59	19,59	3,0117	41,3138	43,49	10 Behal, Jiri
74	68	23,08	2,9463	40,4158	42,54	326 Rehberger, Ivo
75	83	28,69	2,8930	39,6849	41,77	83 Hubner, Lubos
76	92	33,71	2,7292	37,4375	39,41	124 Madajewski, Leszek
77	78	28,82	2,7065	37,1260	39,08	304 Kieninger, Stephanie
78	83	32,53	2,5515	35,0003	36,84	44 Ejsmont, Anna
79	73	32,22	2,2657	31,0796	32,72	331 Kasal, Zdenek
80	62	35,76	1,7338	23,7833	25,04	349 Clarke, Pam
81	62	48,05	1,2903	17,7001	18,63	335 Pazourkova, Eva
82	36	30,32	1,1873	16,2874	17,14	222 Svrckova, Vera
83	42	36,02	1,1660	15,9950	16,84	165 Pawlik, Celina
84	60	84,44	0,7106	9,7472	10,26	190 Schramm, Piotr

PRODUCTION -- Overall Stage Results

Cracow Open 2009

Printed sierpień 30, 2009 at 23:06




Stage 15 --

	PTS	TIME	HIT FACTOR	STAGE POINTS	STAGE PERCENT	COMPETITOR # Name
1	85	10,78	7,8850	95,0000	100,00	241 Vysny, Marian
2	87	12,12	7,1782	86,4849	91,04	256 Zapletal, Miroslav
3	89	12,72	6,9969	84,2998	88,74	18 Brocanelli, Paolo
4	89	14,24	6,2500	75,3015	79,26	321 Ivaskevicius, Saulius
5	89	14,26	6,2412	75,1959	79,15	338 Kovar, Zbynek
6	87	14,06	6,1878	74,5517	78,48	120 Lewandowski, Przemyslaw
7	85	13,99	6,0758	73,2023	77,06	195 Ivanov, Sergey
8	75	12,39	6,0533	72,9312	76,77	400 Sedy, Roman
9	87	15,32	5,6789	68,4201	72,02	176 Proskuryakov, Andrej
10	89	16,16	5,5074	66,3548	69,85	41 Dvorak, Marian
11	89	16,39	5,4301	65,4236	68,87	201 Skowron, Marcin
12	93	17,23	5,3976	65,0311	68,45	269 Kleszcz, Roman
13	89	16,51	5,3907	64,9481	68,37	127 Manolevski, Michael
14	66	12,26	5,3834	64,8600	68,27	327 Binkevicius, Ramunas
15	81	15,30	5,2941	63,7848	67,14	181 Redeck, Tomasz
16	93	18,25	5,0959	61,3965	64,63	111 Krzyzaniak, Roman
17	77	15,33	5,0228	60,5162	63,70	145 Mizuro, Maciej
18	87	17,53	4,9629	59,7944	62,94	242 Wasilewski, Artur
19	87	17,56	4,9544	59,6923	62,83	137 Blana, Michael
20	87	17,62	4,9376	59,4890	62,62	220 Svehla ml., Zdenek
21	87	18,38	4,7334	57,0292	60,03	89 Kala, Richard
22	85	17,97	4,7301	56,9894	59,99	136 Mecwel, Przemyslaw
23	91	19,45	4,6787	56,3696	59,34	102 Kopiec, Karol
24	91	19,64	4,6334	55,8243	58,76	317 Siemashko, Artur
25	93	20,25	4,5926	55,3326	58,24	285 Kopernik, Pawel
26	81	17,69	4,5789	55,1672	58,07	287 Malcharek, Tomasz
27	83	18,36	4,5207	54,4664	57,33	315 Jacek, Zdzislaw
28	87	19,37	4,4915	54,1144	56,96	311 Maziliauskas, Voldemaras
29	83	19,07	4,3524	52,4386	55,20	130 Chrastny, Martin
30	87	20,19	4,3091	51,9166	54,65	143 Miklaszewski, Robert
31	95	22,08	4,3025	51,8380	54,57	46 Ellis, Alexander
32	76	17,96	4,2316	50,9836	53,67	17 Borkowski, Lukasz
33	89	21,16	4,2060	50,6755	53,34	186 Rozhkov, Artiom
34	89	21,99	4,0473	48,7628	51,33	3 Bajerowski, Tomasz
35	83	20,70	4,0097	48,3093	50,85	153 Nakroshius, Rolandas
36	79	19,74	4,0020	48,2174	50,76	6 Baluszynski, Grzegorz
37	91	22,82	3,9877	48,0451	50,57	281 Ciurzynski, Pawel
38	91	22,92	3,9703	47,8355	50,35	375 Bibr, Vlastimil
39	93	23,56	3,9474	47,5588	50,06	254 Wyporek, Wojciech
40	85	21,77	3,9045	47,0418	49,52	103 Kopiec, Marian
41	74	19,11	3,8723	46,6546	49,11	59 Golkowski, Marcin
42	77	19,99	3,8519	46,4089	48,85	100 Kolakowski, Jan
43	89	23,12	3,8495	46,3795	48,82	79 Horak, Benjamin
44	93	24,36	3,8177	45,9970	48,42	11 Bekier, Piotr
45	93	24,58	3,7836	45,5853	47,98	343 Wrona, Robert
46	89	23,53	3,7824	45,5713	47,97	91 Kaletka, Grzegorz

PRODUCTION -- Overall Stage Results

Cracow Open 2009

Printed sierpień 30, 2009 at 23:06



Stage 15 --

	PTS	TIME	HIT FACTOR	STAGE POINTS	STAGE PERCENT	COMPETITOR # Name
47	70	18,52	3,7797	45,5387	47,94	206 Sokolowski, Leszek
48	76	20,39	3,7273	44,9076	47,27	62 Grigoriev, Kiril
49	93	24,97	3,7245	44,8733	47,24	129 Wallroth, Marion
50	63	17,07	3,6907	44,4662	46,81	372 Kwiecien, Stanislaw
51	85	23,04	3,6892	44,4488	46,79	337 Konik, Slawek
52	87	23,60	3,6864	44,4151	46,75	174 Poplawski, Grzegorz
53	72	21,34	3,3739	40,6501	42,79	353 Eschler, Roland
54	85	25,31	3,3584	40,4623	42,59	24 Cias, Mikolaj
55	76	23,14	3,2844	39,5707	41,65	226 Szymiczek, Eugeniusz
56	72	22,81	3,1565	38,0304	40,03	240 Voss, Kai
57	87	28,08	3,0983	37,3289	39,29	309 Körner, Stanislaw
58	73	23,82	3,0647	36,9236	38,87	109 Kotzyba, Jacek
59	85	27,77	3,0609	36,8779	38,82	96 Dose, Klaus-Peter
60	72	23,61	3,0496	36,7418	38,68	90 Kaletka, Zbigniew
61	91	30,50	2,9836	35,9472	37,84	333 Soltys, Maciej
62	93	31,56	2,9468	35,5034	37,37	359 Pilch, Janusz
63	81	27,98	2,8949	34,8787	36,71	251 Wrzesniowski, Marcin
64	74	26,25	2,8190	33,9646	35,75	246 Wilczynski, Artur
65	81	28,93	2,7999	33,7334	35,51	151 Nadvornikova, Petra
66	79	28,74	2,7488	33,1180	34,86	302 Poniedzialek, Piotr
67	71	25,84	2,7477	33,1047	34,85	319 Zawislak, Marek
68	89	33,21	2,6799	32,2883	33,99	280 Simkiewicz, Tomasz
69	81	30,26	2,6768	32,2507	33,95	373 Tretina, Robert
70	87	33,26	2,6158	31,5152	33,17	133 McConnell, Thomas
71	89	36,19	2,4592	29,6295	31,19	274 Olszewski, Krzysztof
72	72	29,34	2,4540	29,5662	31,12	119 Laurishas, Juras
73	70	28,97	2,4163	29,1121	30,64	282 Swierczynski, Jaroslaw
74	83	35,83	2,3165	27,9097	29,38	284 Melinda, Karpati
75	57	26,82	2,1253	25,6059	26,95	367 Gadek, Wojciech
76	81	38,67	2,0946	25,2368	26,57	278 Zaworski, Radoslaw
77	64	31,10	2,0579	24,7938	26,10	22 Chrobok, Piotr
78	85	47,38	1,7940	21,6146	22,75	53 Gawel, Henryk
79	61	36,82	1,6567	19,9604	21,01	9 Bazala, Marcin
80	71	43,26	1,6412	19,7740	20,81	175 Prokop, Kartarzyna
81	40	24,79	1,6136	19,4405	20,46	123 Lazarowicz, Maciej
82	74	46,95	1,5761	18,9898	19,99	152 Nagirnyak, Yuriy
83	95	62,29	1,5251	18,3751	19,34	306 Sildijajew, Inga
84	30	51,58	0,5816	7,0075	7,38	286 Wilk, Remigiusz

MODIFIED -- Overall Stage Results

Cracow Open 2009

Printed sierpień 30, 2009 at 23:06




Stage 15 --

	PTS	TIME	HIT FACTOR	STAGE POINTS	STAGE PERCENT	COMPETITOR # Name
1	92	13,74	6,6958	95,0000	100,00	80 Horinek, Milos
2	93	14,68	6,3351	89,8834	94,61	74 Helan, Vit
3	93	21,96	4,2350	60,0860	63,25	172 Plzak, Jiri
4	63	15,11	4,1694	59,1560	62,27	155 Novak, Lubor
5	0	0,00	0,0000	0,0000	0,00	446 Dudek, Konrad

Cracow Open 2009

Printed sierpień 30, 2009 at 23:06



Disqualified Shooters

No.	Name
------------	-------------

42	Ecker, Karol
339	Spychala, Maciek
376	Cnotliwy, Slawomir