

OPEN -- Overall Stage Results

2Gun - Pistolet

Printed sierpień 9, 2009 at 20:54



Stage 1 -- 1

	PTS	TIME	HIT FACTOR	STAGE POINTS	STAGE PERCENT	COMPETITOR # Name
1	55	7,34	7,4932	60,0000	100,00	26 Wylon, Marek
2	44	34,60	1,2717	10,1827	16,97	27 Wylon, Marcin

STANDARD -- Overall Stage Results

2Gun - Pistolet

Printed sierpień 9, 2009 at 20:54



Stage 1 -- 1

	PTS	TIME	HIT FACTOR	STAGE POINTS	STAGE PERCENT	COMPETITOR # Name
1	56	6,11	9,1653	60,0000	100,00	12 Gawęda, Bogusław
2	58	7,26	7,9890	52,2993	87,17	9 Burzec, Wiesław
3	52	6,95	7,4820	48,9805	81,63	11 Świerczek, Zbigniew
4	56	7,81	7,1703	46,9398	78,23	25 Sioda, Wiesław
5	54	7,54	7,1618	46,8842	78,14	13 Sanecznik, Krzysztof
6	58	9,70	5,9794	39,1436	65,24	16 Molenda, Dariusz
7	52	10,63	4,8918	32,0239	53,37	7 Gałązka, Marcin
8	37	7,74	4,7804	31,2943	52,16	8 Gołąb, Tadeusz
9	53	11,57	4,5808	29,9880	49,98	30 Noga, Tadeusz
10	36	8,10	4,4444	29,0952	48,49	31 Bieniasz, Grzegorz
11	48	13,60	3,5294	23,1050	38,51	6 Pawlik, Celina
12	39	12,87	3,0303	19,8377	33,06	21 Schuppik, Dariusz
13	42	17,59	2,3877	15,6310	26,05	2 Pazourkova, Eva

PRODUCTION -- Overall Stage Results

2Gun - Pistolet

Printed sierpień 9, 2009 at 20:54



Stage 1 -- 1

	PTS	TIME	HIT FACTOR	STAGE POINTS	STAGE PERCENT	COMPETITOR # Name
1	46	7,32	6,2842	60,0000	100,00	14 Borkowski, Łukasz
2	54	8,90	6,0674	57,9306	96,55	19 Borowy, Robert
3	50	8,52	5,8685	56,0318	93,39	18 Konik, Sławomir
4	54	9,21	5,8632	55,9807	93,30	15 Malcharek, Tomasz
5	54	9,52	5,6723	54,1578	90,26	23 Wrona, Robert
6	48	8,62	5,5684	53,1665	88,61	22 Spychała, Maciej
7	50	10,86	4,6041	43,9587	73,26	28 Poniedziałek, Piotr
8	48	10,84	4,4280	42,2782	70,46	29 Polak, Andrzej
9	56	13,45	4,1636	39,7530	66,26	33 Kucharski, Leszek
10	42	10,91	3,8497	36,7561	61,26	3 Sołtys, Maciej
11	34	9,37	3,6286	34,6453	57,74	32 Zawiaślak, Marek
12	23	7,90	2,9114	27,7975	46,33	5 Łazarowicz, Maciej
13	50	19,51	2,5628	24,4691	40,78	24 Świerczyński, Jarosław
14	16	6,50	2,4615	23,5023	39,17	17 Kwiecień, Stanisław
15	40	17,69	2,2612	21,5892	35,98	10 Stobnicki, Rafał
16	17	10,94	1,5539	14,8367	24,73	4 Ołubiec, Piotr
17	22	14,20	1,5493	14,7924	24,65	20 Pudlik, Adrian
18	14	10,91	1,2832	12,2520	20,42	1 Bekier, Piotr

OPEN -- Overall Stage Results

2Gun - Pistolet

Printed sierpień 9, 2009 at 20:54




Stage 2 -- 2

	PTS	TIME	HIT FACTOR	STAGE POINTS	STAGE PERCENT	COMPETITOR # Name
1	103	22,93	4,4919	140,0000	100,00	26 Wylon, Marek
2	115	30,82	3,7313	116,2947	83,07	27 Wylon, Marcin

STANDARD -- Overall Stage Results

2Gun - Pistolet

Printed sierpień 9, 2009 at 20:54



Stage 2 -- 2

	PTS	TIME	HIT FACTOR	STAGE POINTS	STAGE PERCENT	COMPETITOR # Name
1	126	21,76	5,7904	140,0000	100,00	25 Sioda, Wiesław
2	131	25,71	5,0953	123,1929	87,99	12 Gawęda, Bogusław
3	130	25,65	5,0682	122,5385	87,53	11 Świerczek, Zbigniew
4	133	29,31	4,5377	109,7115	78,37	13 Sanecznik, Krzysztof
5	114	27,85	4,0934	98,9683	70,69	9 Burzec, Wiesław
6	120	30,77	3,8999	94,2910	67,35	7 Gałązka, Marcin
7	92	27,76	3,3141	80,1281	57,23	8 Gołąb, Tadeusz
8	108	34,90	3,0946	74,8195	53,44	31 Bieniasz, Grzegorz
9	76	31,69	2,3982	57,9839	41,42	30 Noga, Tadeusz
10	115	48,44	2,3741	57,3998	41,00	16 Molenda, Dariusz
11	80	35,94	2,2259	53,8181	38,44	21 Schuppik, Dariusz
12	86	71,71	1,1993	28,9958	20,71	2 Pazourkova, Eva
13	51	57,01	0,8946	21,6290	15,45	6 Pawlik, Celina

PRODUCTION -- Overall Stage Results

2Gun - Pistolet

Printed sierpień 9, 2009 at 20:54



Stage 2 -- 2

	PTS	TIME	HIT FACTOR	STAGE POINTS	STAGE PERCENT	COMPETITOR # Name
1	124	25,23	4,9148	140,0000	100,00	14 Borkowski, Łukasz
2	99	24,58	4,0277	114,7300	81,95	17 Kwiecień, Stanisław
3	128	32,28	3,9653	112,9536	80,68	23 Wrona, Robert
4	111	32,06	3,4623	98,6241	70,45	15 Malcharek, Tomasz
5	108	32,38	3,3354	95,0103	67,86	22 Spychała, Maciej
6	91	30,76	2,9584	84,2711	60,19	5 Łazarowicz, Maciej
7	122	41,40	2,9469	83,9427	59,96	1 Bekier, Piotr
8	134	50,09	2,6752	76,2039	54,43	33 Kucharski, Leszek
9	124	50,07	2,4765	70,5452	50,39	29 Polak, Andrzej
10	120	51,89	2,3126	65,8751	47,05	28 Poniedziałek, Piotr
11	68	30,47	2,2317	63,5711	45,41	3 Sołtys, Maciej
12	61	27,67	2,2046	62,7978	44,86	18 Konik, Sławomir
13	95	51,71	1,8372	52,3326	37,38	19 Borowy, Robert
14	107	58,37	1,8331	52,2177	37,30	24 Świerczyński, Jarosław
15	59	33,70	1,7507	49,8707	35,62	32 Zawiaślak, Marek
16	66	42,01	1,5711	44,7522	31,97	20 Pudlik, Adrian
17	38	36,48	1,0417	29,6724	21,19	10 Stobnicki, Rafał
18	37	63,08	0,5866	16,7084	11,93	4 Ołubiec, Piotr

OPEN -- Overall Stage Results

2Gun - Pistolet

Printed sierpień 9, 2009 at 20:54



Stage 3 -- 3

	PTS	TIME	HIT FACTOR	STAGE POINTS	STAGE PERCENT	COMPETITOR # Name
1	44	5,36	8,2090	45,0000	100,00	26 Wylon, Marek
2	43	5,32	8,0827	44,3079	98,46	27 Wylon, Marcin

STANDARD -- Overall Stage Results

2Gun - Pistolet

Printed sierpień 9, 2009 at 20:54




Stage 3 -- 3

	PTS	TIME	HIT FACTOR	STAGE POINTS	STAGE PERCENT	COMPETITOR # Name
1	43	5,42	7,9336	45,0000	100,00	25 Sioda, Wiesław
2	42	6,40	6,5625	37,2231	82,72	12 Gawęda, Bogusław
3	40	6,56	6,0976	34,5859	76,86	13 Sanecznik, Krzysztof
4	39	7,04	5,5398	31,4221	69,83	9 Burzec, Wiesław
5	41	8,34	4,9161	27,8844	61,97	30 Noga, Tadeusz
6	37	8,22	4,5012	25,5313	56,74	21 Schupplik, Dariusz
7	41	9,22	4,4469	25,2230	56,05	16 Molenda, Dariusz
8	28	7,16	3,9106	22,1814	49,29	8 Gołąb, Tadeusz
9	26	7,51	3,4621	19,6371	43,64	11 Świerczek, Zbigniew
10	31	9,01	3,4406	19,5155	43,37	31 Bieniasz, Grzegorz
11	16	6,22	2,5723	14,5906	32,42	7 Gałązka, Marcin
12	22	13,63	1,6141	9,1552	20,34	2 Pazourkova, Eva
13	5	8,09	0,6180	3,5056	7,79	6 Pawlik, Celina

PRODUCTION -- Overall Stage Results

2Gun - Pistolet

Printed sierpień 9, 2009 at 20:54



Stage 3 -- 3

	PTS	TIME	HIT FACTOR	STAGE POINTS	STAGE PERCENT	COMPETITOR # Name
1	37	5,31	6,9680	45,0000	100,00	17 Kwiecień, Stanisław
2	41	6,61	6,2027	40,0579	89,02	14 Borkowski, Łukasz
3	45	8,24	5,4612	35,2688	78,38	23 Wrona, Robert
4	33	6,77	4,8744	31,4797	69,95	15 Malcharek, Tomasz
5	35	7,73	4,5278	29,2411	64,98	19 Borowy, Robert
6	35	8,23	4,2527	27,4646	61,03	5 Łazarowicz, Maciej
7	37	8,74	4,2334	27,3398	60,76	29 Polak, Andrzej
8	27	7,62	3,5433	22,8831	50,85	18 Konik, Sławomir
9	41	12,29	3,3360	21,5445	47,88	33 Kucharski, Leszek
10	27	8,41	3,2105	20,7335	46,07	3 Sołtys, Maciej
11	31	13,45	2,3048	14,8849	33,08	28 Poniedziałek, Piotr
12	14	10,13	1,3820	8,9253	19,83	32 Zawisłak, Marek
13	31	23,31	1,3299	8,5886	19,09	24 Świerczyński, Jarosław
14	33	26,83	1,2300	7,9433	17,65	22 Spychała, Maciej
15	10	12,34	0,8104	5,2335	11,63	10 Stobnicki, Rafał
16	16	21,66	0,7387	4,7705	10,60	4 Ołubiec, Piotr
17	7	10,24	0,6836	4,4147	9,81	20 Pudlik, Adrian
18	3	9,85	0,3046	1,9669	4,37	1 Bekier, Piotr

OPEN -- Overall Stage Results

2Gun - Pistolet

Printed sierpień 9, 2009 at 20:54



Stage 4 -- 4

	PTS	TIME	HIT FACTOR	STAGE POINTS	STAGE PERCENT	COMPETITOR # Name
1	61	8,27	7,3761	65,0000	100,00	27 Wylon, Marcin
2	61	9,03	6,7553	59,5293	91,58	26 Wylon, Marek

STANDARD -- Overall Stage Results

2Gun - Pistolet

Printed sierpień 9, 2009 at 20:54



Stage 4 -- 4

	PTS	TIME	HIT FACTOR	STAGE POINTS	STAGE PERCENT	COMPETITOR # Name
1	64	7,17	8,9261	65,0000	100,00	25 Sioda, Wiesław
2	63	9,20	6,8478	49,8661	76,72	9 Burzec, Wiesław
3	60	9,82	6,1100	44,4931	68,45	11 Świerczek, Zbigniew
4	63	10,36	6,0811	44,2826	68,13	12 Gawęda, Bogusław
5	60	9,96	6,0241	43,8677	67,49	13 Sanecznik, Krzysztof
6	59	10,73	5,4986	40,0410	61,60	7 Gałązka, Marcin
7	63	11,52	5,4688	39,8236	61,27	8 Gołąb, Tadeusz
8	64	12,64	5,0633	36,8710	56,72	21 Schuppik, Dariusz
9	63	13,94	4,5194	32,9102	50,63	16 Molenda, Dariusz
10	64	14,77	4,3331	31,5538	48,54	30 Noga, Tadeusz
11	55	19,90	2,7638	20,1262	30,96	6 Pawlik, Celina
12	57	22,51	2,5322	18,4396	28,37	2 Pazourkova, Eva
13	40	17,96	2,2272	16,2183	24,95	31 Bieniasz, Grzegorz

PRODUCTION -- Overall Stage Results

2Gun - Pistolet

Printed sierpień 9, 2009 at 20:54



Stage 4 -- 4

	PTS	TIME	HIT FACTOR	STAGE POINTS	STAGE PERCENT	COMPETITOR # Name
1	61	8,00	7,6250	65,0000	100,00	17 Kwiecień, Stanisław
2	59	8,68	6,7972	57,9436	89,14	15 Malcharek, Tomasz
3	63	10,50	6,0000	51,1475	78,69	14 Borkowski, Łukasz
4	55	10,11	5,4402	46,3751	71,35	18 Konik, Sławomir
5	59	11,29	5,2259	44,5483	68,54	22 Spychała, Maciej
6	57	13,73	4,1515	35,3898	54,45	5 Łazarowicz, Maciej
7	65	15,83	4,1061	35,0031	53,85	23 Wrona, Robert
8	57	14,82	3,8462	32,7869	50,44	28 Poniedziałek, Piotr
9	57	15,99	3,5647	30,3878	46,75	19 Borowy, Robert
10	57	16,33	3,4905	29,7552	45,78	3 Sołtys, Maciej
11	63	18,18	3,4653	29,5407	45,45	33 Kucharski, Leszek
12	57	18,16	3,1388	26,7567	41,16	20 Pudlik, Adrian
13	59	19,81	2,9783	25,3887	39,06	32 Zawiślak, Marek
14	53	18,34	2,8899	24,6349	37,90	10 Stobnicki, Rafał
15	59	25,73	2,2930	19,5473	30,07	29 Polak, Andrzej
16	42	19,42	2,1627	18,4363	28,36	1 Bekier, Piotr
17	63	33,48	1,8817	16,0409	24,68	24 Świerczyński, Jarosław
18	44	23,69	1,8573	15,8329	24,36	4 Ołubiec, Piotr

OPEN -- Overall Stage Results

2Gun - Pistolet

Printed sierpień 9, 2009 at 20:54



Stage 5 -- 5

	PTS	TIME	HIT FACTOR	STAGE POINTS	STAGE PERCENT	COMPETITOR # Name
1	44	10,38	4,2389	45,0000	100,00	26 Wylon, Marek
2	38	23,58	1,6115	17,1079	38,02	27 Wylon, Marcin

STANDARD -- Overall Stage Results

2Gun - Pistolet

Printed sierpień 9, 2009 at 20:54




Stage 5 -- 5

	PTS	TIME	HIT FACTOR	STAGE POINTS	STAGE PERCENT	COMPETITOR # Name
1	39	11,21	3,4790	45,0000	100,00	25 Sioda, Wiesław
2	41	12,99	3,1563	40,8252	90,72	11 Świerczek, Zbigniew
3	32	14,58	2,1948	28,3887	63,09	12 Gawęda, Bogusław
4	23	12,66	1,8167	23,4989	52,22	7 Gałązka, Marcin
5	27	15,97	1,6907	21,8682	48,60	13 Sanecznik, Krzysztof
6	29	20,19	1,4364	18,5787	41,29	9 Burzec, Wiesław
7	40	28,80	1,3889	17,9647	39,92	30 Noga, Tadeusz
8	28	23,46	1,1935	15,4377	34,31	8 Gołąb, Tadeusz
9	27	23,38	1,1548	14,9373	33,19	16 Molenda, Dariusz
10	28	28,67	0,9766	12,6323	28,07	2 Pazourkova, Eva
11	13	26,17	0,4968	6,4253	14,28	21 Schuppik, Dariusz
12	0	18,68	0,0000	0,0000	0,00	31 Bieniasz, Grzegorz
13	0	26,29	0,0000	0,0000	0,00	6 Pawlik, Celina

PRODUCTION -- Overall Stage Results

2Gun - Pistolet

Printed sierpień 9, 2009 at 20:54



Stage 5 -- 5

	PTS	TIME	HIT FACTOR	STAGE POINTS	STAGE PERCENT	COMPETITOR # Name
1	37	7,73	4,7865	45,0000	100,00	22 Spychała, Maciej
2	37	9,38	3,9446	37,0842	82,41	14 Borkowski, Łukasz
3	35	9,95	3,5176	33,0701	73,49	15 Malcharek, Tomasz
4	41	14,81	2,7684	26,0267	57,84	5 Łazarowicz, Maciej
5	39	14,37	2,7140	25,5152	56,70	29 Polak, Andrzej
6	41	15,61	2,6265	24,6929	54,87	23 Wrona, Robert
7	41	19,25	2,1299	20,0237	44,50	28 Poniedziałek, Piotr
8	39	19,47	2,0031	18,8317	41,85	33 Kucharski, Leszek
9	17	10,74	1,5829	14,8811	33,07	17 Kwiecień, Stanisław
10	27	21,19	1,2742	11,9791	26,62	32 Zawiślak, Marek
11	17	15,54	1,0940	10,2846	22,85	19 Borowy, Robert
12	14	12,94	1,0819	10,1715	22,60	10 Stobnicki, Rafał
13	20	18,90	1,0582	9,9485	22,11	3 Sołtys, Maciej
14	17	19,36	0,8781	8,2553	18,35	18 Konik, Sławomir
15	12	18,62	0,6445	6,0589	13,46	20 Pudlik, Adrian
16	0	35,81	0,0000	0,0000	0,00	24 Świerczyński, Jarosław
17	0	28,58	0,0000	0,0000	0,00	1 Bekier, Piotr
18	0	17,68	0,0000	0,0000	0,00	4 Ołubiec, Piotr

OPEN -- Overall Stage Results

2Gun - Pistolet

Printed sierpień 9, 2009 at 20:54



Stage 6 -- 6

	PTS	TIME	HIT FACTOR	STAGE POINTS	STAGE PERCENT	COMPETITOR # Name
1	41	9,98	4,1082	45,0000	100,00	27 Wylon, Marcin
2	0	2,65	0,0000	0,0000	0,00	26 Wylon, Marek

STANDARD -- Overall Stage Results

2Gun - Pistolet

Printed sierpień 9, 2009 at 20:54



Stage 6 -- 6

	PTS	TIME	HIT FACTOR	STAGE POINTS	STAGE PERCENT	COMPETITOR # Name
1	40	6,44	6,2112	45,0000	100,00	11 Świerczek, Zbigniew
2	37	7,48	4,9465	35,8376	79,64	25 Sioda, Wiesław
3	40	8,21	4,8721	35,2984	78,44	13 Sanecznik, Krzysztof
4	38	9,22	4,1215	29,8601	66,36	30 Noga, Tadeusz
5	38	9,50	4,0000	28,9800	64,40	12 Gawęda, Bogusław
6	41	11,71	3,5013	25,3668	56,37	9 Burzec, Wiesław
7	29	10,04	2,8884	20,9268	46,50	21 Schuppik, Dariusz
8	29	10,47	2,7698	20,0673	44,59	8 Gołąb, Tadeusz
9	25	11,99	2,0851	15,1063	33,57	16 Molenda, Dariusz
10	19	17,17	1,1066	8,0172	17,82	31 Bieniasz, Grzegorz
11	27	24,43	1,1052	8,0072	17,79	6 Pawlik, Celina
12	14	23,23	0,6027	4,3663	9,70	2 Pazourkova, Eva
13	0	6,05	0,0000	0,0000	0,00	7 Gałązka, Marcin

PRODUCTION -- Overall Stage Results

2Gun - Pistolet

Printed sierpień 9, 2009 at 20:54



Stage 6 -- 6

	PTS	TIME	HIT FACTOR	STAGE POINTS	STAGE PERCENT	COMPETITOR # Name
1	39	5,50	7,0909	45,0000	100,00	22 Spychała, Maciej
2	43	9,52	4,5168	28,6643	63,70	14 Borkowski, Łukasz
3	45	10,87	4,1398	26,2720	58,38	23 Wrona, Robert
4	16	4,61	3,4707	22,0257	48,95	17 Kwiecień, Stanisław
5	35	11,15	3,1390	19,9207	44,27	3 Sołtys, Maciej
6	29	9,57	3,0303	19,2308	42,74	5 Łazarowicz, Maciej
7	33	11,23	2,9386	18,6485	41,44	18 Konik, Sławomir
8	43	17,05	2,5220	16,0050	35,57	33 Kucharski, Leszek
9	31	13,70	2,2628	14,3599	31,91	1 Bekier, Piotr
10	35	15,87	2,2054	13,9959	31,10	28 Poniedziałek, Piotr
11	35	19,62	1,7839	11,3209	25,16	20 Pudlik, Adrian
12	37	23,44	1,5785	10,0174	22,26	29 Polak, Andrzej
13	31	20,58	1,5063	9,5593	21,24	24 Świerczyński, Jarosław
14	14	12,08	1,1589	7,3548	16,34	15 Malcharek, Tomasz
15	12	11,95	1,0042	6,3727	14,16	19 Borowy, Robert
16	8	12,55	0,6375	4,0454	8,99	32 Zawislak, Marek
17	3	13,11	0,2288	1,4522	3,23	10 Stobnicki, Rafał
18	0	23,16	0,0000	0,0000	0,00	4 Ołubiec, Piotr

OPEN -- Overall Stage Results

2Gun - Pistolet

Printed sierpień 9, 2009 at 20:54



Stage 7 -- 7

	PTS	TIME	HIT FACTOR	STAGE POINTS	STAGE PERCENT	COMPETITOR # Name
1	79	15,12	5,2249	85,0000	100,00	27 Wylon, Marcin
2	49	17,79	2,7544	44,8088	52,72	26 Wylon, Marek

STANDARD -- Overall Stage Results

2Gun - Pistolet

Printed sierpień 9, 2009 at 20:54



Stage 7 -- 7

	PTS	TIME	HIT FACTOR	STAGE POINTS	STAGE PERCENT	COMPETITOR # Name
1	73	15,61	4,6765	85,0000	100,00	25 Sioda, Wiesław
2	79	17,87	4,4208	80,3529	94,53	11 Świerczek, Zbigniew
3	73	17,38	4,2002	76,3435	89,82	12 Gawęda, Bogusław
4	68	21,14	3,2167	58,4659	68,78	21 Schuppik, Dariusz
5	74	23,14	3,1979	58,1256	68,38	8 Gołąb, Tadeusz
6	61	19,39	3,1460	57,1809	67,27	9 Burzec, Wiesław
7	59	25,21	2,3403	42,5381	50,04	31 Bieniasz, Grzegorz
8	65	29,02	2,2398	40,7113	47,90	13 Sanecznik, Krzysztof
9	57	31,08	1,8340	33,3344	39,22	30 Noga, Tadeusz
10	44	96,31	0,4569	8,3039	9,77	2 Pazourkova, Eva
11	11	35,68	0,3083	5,6036	6,59	16 Molenda, Dariusz
12	0	25,95	0,0000	0,0000	0,00	6 Pawlik, Celina

PRODUCTION -- Overall Stage Results

2Gun - Pistolet

Printed sierpień 9, 2009 at 20:54



Stage 7 -- 7

	PTS	TIME	HIT FACTOR	STAGE POINTS	STAGE PERCENT	COMPETITOR # Name
1	73	22,15	3,2957	85,0000	100,00	15 Malcharek, Tomasz
2	54	17,54	3,0787	79,4025	93,41	17 Kwiecień, Stanisław
3	69	23,12	2,9844	76,9717	90,55	22 Spychała, Maciej
4	81	28,41	2,8511	73,5332	86,51	23 Wrona, Robert
5	65	24,13	2,6937	69,4746	81,73	18 Konik, Sławomir
6	65	27,58	2,3568	60,7839	71,51	32 Zawiaślak, Marek
7	75	36,89	2,0331	52,4351	61,69	1 Bekier, Piotr
8	57	28,57	1,9951	51,4558	60,54	19 Borowy, Robert
9	53	27,25	1,9450	50,1625	59,01	29 Polak, Andrzej
10	36	19,12	1,8828	48,5606	57,13	14 Borkowski, Łukasz
11	31	18,79	1,6498	42,5505	50,06	5 Łazarowicz, Maciej
12	71	43,39	1,6363	42,2025	49,65	28 Poniedziałek, Piotr
13	55	39,66	1,3868	35,7668	42,08	20 Pudlik, Adrian
14	79	69,92	1,1299	29,1404	34,28	33 Kucharski, Leszek
15	41	44,99	0,9113	23,5038	27,65	10 Stobnicki, Rafał
16	38	42,82	0,8874	22,8879	26,93	24 Świerczyński, Jarosław
17	35	40,11	0,8726	22,5053	26,48	4 Ołubiec, Piotr
18	25	39,08	0,6397	16,4989	19,41	3 Sołtys, Maciej

OPEN -- Overall Stage Results

2Gun - Pistolet

Printed sierpień 9, 2009 at 20:54



Stage 8 -- 8

	PTS	TIME	HIT FACTOR	STAGE POINTS	STAGE PERCENT	COMPETITOR # Name
1	45	9,09	4,9505	45,0000	100,00	27 Wylon, Marcin
2	45	11,52	3,9063	35,5078	78,91	26 Wylon, Marek

STANDARD -- Overall Stage Results

2Gun - Pistolet

Printed sierpień 9, 2009 at 20:54



Stage 8 -- 8

	PTS	TIME	HIT FACTOR	STAGE POINTS	STAGE PERCENT	COMPETITOR # Name
1	45	10,85	4,1475	45,0000	100,00	12 Gawęda, Bogusław
2	45	11,55	3,8961	42,2727	93,94	25 Sioda, Wiesław
3	45	12,31	3,6556	39,6629	88,14	9 Burzec, Wiesław
4	45	13,77	3,2680	35,4575	78,79	7 Gałązka, Marcin
5	45	14,07	3,1983	34,7015	77,11	11 Świerczek, Zbigniew
6	45	15,33	2,9354	31,8493	70,78	8 Gołąb, Tadeusz
7	45	16,82	2,6754	29,0279	64,51	13 Sanecznik, Krzysztof
8	45	17,07	2,6362	28,6028	63,56	30 Noga, Tadeusz
9	45	17,46	2,5773	27,9639	62,14	31 Bieniasz, Grzegorz
10	45	18,69	2,4077	26,1236	58,05	16 Molenda, Dariusz
11	45	32,36	1,3906	15,0881	33,53	21 Schuppik, Dariusz
12	45	43,83	1,0267	11,1396	24,75	6 Pawlik, Celina
13	45	84,07	0,5353	5,8077	12,91	2 Pazourkova, Eva

PRODUCTION -- Overall Stage Results

2Gun - Pistolet

Printed sierpień 9, 2009 at 20:54



Stage 8 -- 8

	PTS	TIME	HIT FACTOR	STAGE POINTS	STAGE PERCENT	COMPETITOR # Name
1	45	10,30	4,3689	45,0000	100,00	15 Malcharek, Tomasz
2	45	12,11	3,7159	38,2742	85,05	17 Kwiecień, Stanisław
3	45	12,66	3,5545	36,6114	81,36	14 Borkowski, Łukasz
4	45	13,35	3,3708	34,7191	77,15	19 Borowy, Robert
5	45	15,49	2,9051	29,9225	66,49	22 Spychała, Maciej
6	45	15,98	2,8160	29,0050	64,46	23 Wrona, Robert
7	45	16,11	2,7933	28,7709	63,94	32 Zawiaślak, Marek
8	45	16,52	2,7240	28,0569	62,35	5 Łazarowicz, Maciej
9	45	17,39	2,5877	26,6532	59,23	3 Sołtys, Maciej
10	45	18,85	2,3873	24,5889	54,64	33 Kucharski, Leszek
11	45	21,39	2,1038	21,6690	48,15	20 Pudlik, Adrian
12	45	21,77	2,0671	21,2908	47,31	10 Stobnicki, Rafał
13	45	21,98	2,0473	21,0874	46,86	18 Konik, Sławomir
14	45	25,29	1,7794	18,3274	40,73	24 Świerczyński, Jarosław
15	45	25,95	1,7341	17,8613	39,69	1 Bekier, Piotr
16	45	26,54	1,6956	17,4642	38,81	29 Polak, Andrzej
17	45	30,64	1,4687	15,1273	33,62	4 Ołubiec, Piotr
18	30	39,85	0,7528	7,7541	17,23	28 Poniedziałek, Piotr

OPEN -- Overall Stage Results

2Gun - Pistolet

Printed sierpień 9, 2009 at 20:54



Stage 9 -- 9

	PTS	TIME	HIT FACTOR	STAGE POINTS	STAGE PERCENT	COMPETITOR # Name
1	78	16,63	4,6903	100,0000	100,00	26 Wylon, Marek
2	94	35,03	2,6834	57,2118	57,21	27 Wylon, Marcin

STANDARD -- Overall Stage Results

2Gun - Pistolet

Printed sierpień 9, 2009 at 20:54



Stage 9 -- 9

	PTS	TIME	HIT FACTOR	STAGE POINTS	STAGE PERCENT	COMPETITOR # Name
1	95	17,94	5,2954	100,0000	100,00	13 Sanecznik, Krzysztof
2	89	19,86	4,4814	84,6271	84,63	12 Gawęda, Bogusław
3	91	20,46	4,4477	83,9914	83,99	8 Gołąb, Tadeusz
4	77	17,69	4,3527	82,1981	82,20	11 Świerczek, Zbigniew
5	84	21,12	3,9773	75,1077	75,11	7 Gałązka, Marcin
6	82	21,16	3,8752	73,1808	73,18	25 Sioda, Wiesław
7	95	24,72	3,8430	72,5728	72,57	9 Burzec, Wiesław
8	97	26,28	3,6910	69,7020	69,70	21 Schuppik, Dariusz
9	95	28,69	3,3113	62,5305	62,53	30 Noga, Tadeusz
10	88	28,92	3,0429	57,4623	57,46	16 Molenda, Dariusz
11	71	27,35	2,5960	49,0230	49,02	31 Bieniasz, Grzegorz
12	67	67,61	0,9910	18,7138	18,71	2 Pazourkova, Eva
13	37	53,14	0,6963	13,1486	13,15	6 Pawlik, Celina

PRODUCTION -- Overall Stage Results

2Gun - Pistolet

Printed sierpień 9, 2009 at 20:54



Stage 9 -- 9

	PTS	TIME	HIT FACTOR	STAGE POINTS	STAGE PERCENT	COMPETITOR # Name
1	88	15,54	5,6628	100,0000	100,00	14 Borkowski, Łukasz
2	90	18,83	4,7796	84,4035	84,40	22 Spychała, Maciej
3	86	21,28	4,0414	71,3666	71,37	15 Malcharek, Tomasz
4	100	24,87	4,0209	71,0056	71,01	23 Wrona, Robert
5	86	24,23	3,5493	62,6777	62,68	17 Kwiecień, Stanisław
6	80	25,00	3,2000	56,5091	56,51	5 Łazarowicz, Maciej
7	76	26,42	2,8766	50,7983	50,80	18 Konik, Sławomir
8	78	27,81	2,8047	49,5293	49,53	3 Sołtys, Maciej
9	84	31,21	2,6914	47,5285	47,53	19 Borowy, Robert
10	67	25,15	2,6640	47,0441	47,04	1 Bekier, Piotr
11	80	30,57	2,6169	46,2129	46,21	32 Zawiaślak, Marek
12	88	36,16	2,4336	42,9757	42,98	29 Polak, Andrzej
13	71	37,91	1,8729	33,0729	33,07	20 Pudlik, Adrian
14	69	40,58	1,7003	30,0265	30,03	28 Poniedziałek, Piotr
15	60	38,49	1,5588	27,5278	27,53	33 Kucharski, Leszek
16	38	25,27	1,5038	26,5550	26,56	10 Stobnicki, Rafał
17	82	59,47	1,3788	24,3492	24,35	24 Świerczyński, Jarosław
18	52	41,34	1,2579	22,2127	22,21	4 Ołubiec, Piotr